



Rêve

RESIN *meets* FABRIC



*“I dettagli fanno la perfezione e la perfezione non è un dettaglio”  
(Leonardo da Vinci)*

# Rêve

RESIN meets FABRIC

*Abbiamo reinterpretato la resina attraverso un punto di vista più contemporaneo, cercando di mantenerne l'ecletticità e la versatilità applicativa.*

*La ricerca della perfetta palette cromatica e la tattilità delle lastre è stata uno dei nostri obiettivi di ricerca. Volevamo un prodotto emozionalmente più sofisticato, in grado di esaltare l'eccellenza produttiva della nostra azienda. Un prodotto la cui percezione materica cambi in relazione alla distanza alla quale lo si osserva.*

**“Details make perfection, and perfection is not a detail”  
(Leonardo da Vinci)**

We have given a **fresh interpretation of resin** from a more contemporary point of view, trying to maintain its eclectic nature and versatility of application. The search for the perfect colour palette and the tactile nature of the slabs was one of our research objectives. We were seeking to obtain a more emotionally sophisticated product, able to focus on the outstanding production ability of our company; **a product with a material perception able to change depending on the distance it is observed from.**

**„Es sind Kleinigkeiten, die Dinge zur Perfektion bringen, aber Perfektion ist keine Kleinigkeit“  
(Leonardo da Vinci)**

Wir haben **das Harz** aus einer zeitgemäßen Sicht **neu interpretiert und dabei versucht**, seine Eklektik und Anwendungsvielfalt beizubehalten. Zu unseren Forschungszielen zählten **die Suche nach der perfekten Farbpalette und die Empfindung bei der Berührung der Platten**. Unser Wunsch war ein auf emotionaler Ebene ausgereifteres Produkt, das fähig ist, die hervorragende Produktionsqualität unserer Firma zur Geltung zu bringen. Ein Produkt, das **je nach der Entfernung**, aus der es betrachtet wird, **unterschiedlich wahrgenommen wird.**

**“Les détails font la perfection et la perfection n'est pas un détail”  
(Leonardo da Vinci)**

Nous avons **réinterprété la résine** à travers un point de vue plus contemporain, en tentant d'en conserver l'éclectisme et la versatilité d'application. **La recherche de la palette chromatique parfaite et la tactilité des dalles** a constitué l'un de nos objectifs de recherche. Nous voulions un produit plus sophistiqué du point de vue émotionnel, en mesure d'exalter l'excellence productive de notre entreprise. **Un produit dont la perception matiériste change en fonction de la distance par rapport à laquelle il est observé.**

**“Los detalles hacen la perfección y la perfección no es un detalle”  
(Leonardo da Vinci)**

Hemos vuelto **a interpretar la resina** desde una mira más contemporánea al intentar mantener el eclecticismo y la versatilidad aplicativa. **La búsqueda de la perfecta paleta cromática y de placas táctiles** ha sido uno de nuestros objetivos primordiales. Queríamos un producto emocionalmente más sofisticado capaz de exaltar la excelencia productiva de nuestra empresa. **Un producto cuya percepción materica cambie según la distancia de la que se mire.**

**«Совершенство создается из деталей, но совершенство - это не деталь!»  
(Леонардо да Винчи)**

Мы предлагаем более современную концепцию фактуры плитки с эффектом смол, не забывая об эклектичности и многофункциональности ее применения. Поиск безупречной цветовой палитры и тактильного ощущения, создаваемого поверхностью, стал одной из наших основных задач при разработке материала. Мы хотели предложить продукт, **способный вызвать особые эмоции и подчеркнуть мастерство специалистов нашей компании, создать дизайн, ощущение от которого меняется в зависимости от расстояния, на котором его рассматривают.**

*Per rendere a tutti gli effetti Rêve un progetto e non una semplice collezione, abbiamo pensato ad una matericità che all'interno di ogni ambiente potesse convivere con la morbidezza e l'omogeneità visiva e superficiale della resina.*

*E per questo abbiamo pensato alla sofficietà ed alla delicatezza del lino, un tema in grado di stimolare la creatività di chi è chiamato oggi a progettare gli spazi del vivere contemporaneo.*

**To make Rêve a project to all intents and purposes, rather than a simple collection,** our idea was a material effect that in each setting would be able to coexist along with the soft texture and smooth, even appearance of the resin. This is what made us think of the **soft, delicate texture of linen,** a theme able to stimulate the creativity of those called upon to design today's contemporary living spaces.

**Damit Rêve in jeder Hinsicht zu einem Projekt und nicht nur zu einer einfachen Kollektion wird,** haben wir an eine materische Beschaffenheit gedacht, die in jeder Umgebung mit der Weichheit und optischen und oberflächlichen Gleichmäßigkeit von Harz zusammenleben könne. Aus genau diesem Grund haben wir an **die Weiche und Zartheit von Leinen** gedacht - ein Thema, das die Kreativität all derjenigen anzuregen weiß, die heute an der Planung der Räume des zeitgenössischen Lebens mitarbeiten.

**Pour faire de Rêve un projet à tous les effets et non pas une simple collection,** nous avons pensé à une matière qui, au sein de chaque environnement, puisse cohabiter avec la douceur et l'homogénéité visuelle et superficielle de la résine. Et c'est la raison pour laquelle nous avons pensé à la **souplesse et à la délicatesse du lin,** un thème en mesure de stimuler la créativité de ceux qui sont aujourd'hui appelés à concevoir les espaces de la vie contemporaine.

**Para que RÊVE fuese a todos los efectos un proyecto y no solo una colección,** tuvimos en cuenta una materia que pudiese dentro de cualquier ambiente convivir con la suavidad y la homogeneidad visible y superficial de la resina. Por ello, pensamos en la **blandura y en la delicadeza del lino,** un tema que estimula la creatividad de quienes hoy diseñan los espacios del vivir contemporáneo.

**Для того чтобы плитка Rêve стала не просто коллекцией, а проектом, мы решили создать материал, который мог бы вписаться в любой интерьер благодаря зрительной и тактильной мягкости и однородности фактуры полимерной смолы. Именно поэтому мы подумали и о мягкой и нежной фактуре льна, которая может служить богатой темой для креативности специалистов, проектирующих в наши дни интерьеры, отражающие современный стиль жизни.**



Rêve

RESIN meets FABRIC

# Rêve

Con Rêve abbiamo creato **una superficie in gres porcellato ad effetto resina all'interno della quale si intravedono i dettagli di un lino perfettamente bilanciato con l'effetto di spatolatura**, studiata e selezionata al fine di ottenere un effetto complessivo armonioso.

Un pattern in grado di **far emergere i dettagli soltanto se osservati e ricercati nel particolare**, mantenendo allo stesso tempo l'effetto di omogeneità e di neutralità che è la caratteristica estetica principale delle resine originali.




With Rêve, we have created a **resin-look surface in porcelain stoneware, just visible within which are the details of a linen perfectly balanced with the spatting effect**, studied and selected in order to obtain a smooth overall effect. A pattern able **to bring out the details only when observed closely** and carefully, at the same time maintaining the even, neutral effect that is the main feature of the appearance of the original resins.

Mit Rêve haben wir eine **Feinsteinzeugoberfläche mit Harzoptik geschaffen, in der Details von perfekt ausgewogenen Leinen mit der Optik von Spachtelstrichen zum Vorschein kommen**. Nach einer längeren Untersuchungsphase wurde diese Oberfläche gewählt, um einen harmonischen Gesamteffekt zu erzielen. Ein Pattern, das in der Lage ist, **die Details nur dann zum Vorschein zu bringen**, wenn man sie im Detail betrachtet und sucht, wodurch gleichzeitig die gleichmäßige und neutrale Wirkung beibehalten wird, die die Hauptcharakteristik des Aussehens der Originalharze darstellt.

Avec Rêve, nous avons créé une **surface en grès cérame à effet résine à l'intérieur de laquelle s'entrevoient les détails d'un lin parfaitement équilibré avec l'effet spatulé**, conçu et sélectionné afin d'obtenir un effet d'ensemble harmonieux. Un motif en mesure de faire **émerger les détails seulement si ceux-ci sont observés et recherchés minutieusement**, en conservant en même temps l'effet d'homogénéité et de neutralité qui est la caractéristique esthétique principale des résines originales.

Con Rêve hemos creado **una superficie en gres porcelánico con efecto resina en el que se vislumbran los detalles de un lino perfectamente equilibrado con el efecto de espatulado** concebido y seleccionado para obtener un efecto armónico completo. Un modelo del que **emergen las peculiaridades solo si se observan y buscan en el detalle**, al tiempo que mantiene el efecto de homogeneidad y de neutralidad, la principal característica estética de las resinas originales.

Проект Rêve позволил создать плитку из керамогранита с фактурой полимерной смолы, внутри рисунка которой просматриваются детали льняной ткани, удачно подчеркнутые эффектом венецианской штукатурки, специально разработанным и выбранным для создания общей гармоничной дизайна. Детали рисунка можно увидеть лишь при внимательном рассмотрении, что в целом позволяет создать эффект однородного и нейтрального материала, являющийся основной эстетической характеристикой оригинальных смол.





# Rêve



**Rêve is also a fabric effect**, a combed linen with a weft selected only after carefully seeking out and scrupulously examining a variety of samples in search of the right balance between a soft texture and a uniform experience. We explored a range of different mixes, consistencies and types, of surfaces able to engage with one another, in order to test the endless universe of material combinations. **In Rêve, resin engages in a dialogue with linen, rendering the surfaces less rigid** and giving them a comfortable feel and appearance.

**Rêve steht auch für Stoffoptik.** Gekämmtes Leinen, dessen Gewebe nach der gewissenhaften Suche und Begutachtung verschiedener Stoffstücke mit dem Ziel ausgewählt wurde, das richtige Verhältnis zwischen Weichheit und Gleichmäßigkeit zu finden. Die Erforschung verschiedener Mischungen, Beschaffenheiten und Naturen, Oberflächen, die miteinander im Dialog stehen, um die unendliche Welt der Materialkombinationen auszutesten. **Bei Rêve steht das Harz mit dem Leinen im Dialog und beseitigt** für ein Gefühl des Komforts für Hand und Auge die Steifheit der Oberflächen.

**Rêve comporte aussi un effet tissu.** Un lin brossé dont la trame a été sélectionnée après avoir recherché et visionné scrupuleusement différentes chutes de tissu, à la recherche du bon rapport entre effet de douceur et uniformité. Explorer des mélanges, des consistances et des natures différentes; des surfaces qui dialoguent pour tester le monde infini des combinaisons de matière. **Dans Rêve, la résine dialogue avec le lin en enlevant une rigidité aux surfaces** afin de conférer une sensation de confort, aussi bien au toucher qu'à la vue.

**Rêve es también efecto tejido.** Un lino cepillado cuya trama se ha seleccionado tras un minucioso estudio entre varias telas, en busca de la justa relación entre el efecto suavidad y el efecto uniformidad. Explorar mezclas, consistencias y naturalezas distintas, superficies que hablan, para probar el infinito mundo de las combinaciones matéricas. **En RÊVE la resina interactúa con el lino quitándole rigidez a las superficies** para un sentido de confort táctil y visual.


**В плитке REVE присутствует также и эффект** ткани, напоминающей чесаный лен, пряжа из которого была отобрана в результате тщательного просмотра и отбора многочисленных образцов в поиске нужного соотношения между мягкостью и однородностью. Это смешение материалов разной консистенции и природы, чтобы получить бесконечное множество комбинаций. **В дизайне плитки Rêve эффект смолы сочетается с эффектом льняной ткани, что делает рисунок поверхности менее жестким и создает ощущение визуального и тактильного комфорта.**

**Rêve è anche effetto tessuto.** Un lino pettinato la cui trama è stata selezionata dopo aver ricercato e visionato scrupolosamente diversi scampoli, alla ricerca del giusto rapporto tra effetto morbidezza ed uniformità.

Esplorare mix, consistenze e nature differenti, superfici che dialogano, per testare il mondo infinito delle combinazioni materiche. **In Rêve la resina dialoga con il lino togliendo rigidità dalle superfici**, per un senso di comfort, sia al tatto che alla vista.



# Rêve



La PALETTE colori di Rêve è composta da **6 colori per la resina e 6 colori per lino, combinabili tra loro ma non sovrapponibili**, tonalità neutre che vanno dal bianco all'antracite passando per i beige. I colori neutri sono confortevoli, rilassanti e soprattutto avvolgenti.

Rêve è disponibile in numerosi formati: 15x60, 30x60, 60x60, 120x120 e 120x240 che rendono la collezione estremamente versatile, in grado di esaltare sia i grandi spazi commerciali ed allo stesso tempo rispondere alle esigenze arredative di spazi residenziali contemporanei.

The COLOUR range of Rêve is composed of **6 colours for the resin and 6 for the linen, which can be combined but cannot overlap**, with neutral shades ranging from white through nuances of beige to anthracite. Neutral colours are comfortable, relaxing and above all inviting.

Rêve is available in a large variety of sizes: 15x60, 30x60, 60x60, 120x120 and 120x240, which makes the collection extremely versatile, able both to enhance large commercial areas and respond to the furnishing requirements of contemporary residential settings.

Die FARBPALLETTE von Rêve besteht aus **6 Farben für Harz und 6 Farben für Leinen, die untereinander kombiniert, aber nicht übereinander gelagert werden können**, neutrale Farbtöne, die von weiß über beige bis anthrazitgrau reichen. Die neutralen Farben sind behaglich, entspannend und vor allem einnehmend.

Rêve ist in zahlreichen Formaten erhältlich: 15x60, 30x60, 60x60, 120x120 und 120x240, dank deren die Kollektion extrem vielseitig und in der Lage ist, die großen Gewerberäume ins rechte Licht zu rücken und gleichzeitig den Einrichtungsbedürfnissen in den zeitgenössischen Wohnbereichen gerecht zu werden.

La PALETTE couleurs de Rêve est composée de **6 couleurs pour la résine et de 6 couleurs pour le lin, associables entre elles, mais non superposables**. Des tonalités neutres qui vont du blanc à l'antracite en passant par les beiges. Les couleurs neutres sont confortables, relaxantes et, surtout, enveloppantes.

Rêve est disponible dans de nombreux formats: 15x60, 30x60, 60x60, 120x120 et 120x240 qui rendent la collection extrêmement versatile, en mesure aussi bien d'exalter les grands espaces commerciaux que de répondre aux exigences en matière d'habitation des espaces résidentiels contemporains.

La PALETA de colores de Rêve cuenta con **6 colores para la resina y con 6 colores para el lino, combinables entre ellos sin que puedan sobreponerse**, tonalidades neutras que abarcan desde el blanco hasta la antracita pasando por el beige. Los colores neutros son cómodos, relajantes y particularmente envolventes.

Rêve está disponible en varios formatos: 15x60, 30x60, 60x60, 120x120 y 120x240 permitiéndole a la colección ser extremadamente versátil, resaltar los grandes espacios comerciales y responder a las exigencias decorativas de los espacios residenciales más actuales.

Цветовая палитра коллекции Rêve представлена **6-ю оттенками для смол и 6-ю оттенками для льна, которые могут сочетаться между собой, но не накладываться**. Нейтральные цвета варьируются от белого до бежевого тона, вплоть до антрацита, и создают комфортное, успокаивающее и, в особенности, обволакивающее ощущение.

Коллекция Rêve представлена многочисленными форматами: 15x60, 30x60, 60x60, 120x120 и 120x240, что делает ее многофункциональной и позволяет успешно использовать в отделке, как крупных торговых площадей, так и жилых помещений в современном стиле.



# Rêve... RESIN

## *COLORI - COLOURS*

**Riz** RV 10 - **Pastis** RV 11 - **Cannelle** RV 12

**Sèsame** RV 13 - **Poivre** RV 14 - **Caviar** RV 15

## *SUPERFICIE - SURFACE*

**Naturale** - Natural

## *FORMATI - SIZES*

120x240 / 48"x96" - 120x120 / 48"x48" - 60x60 / 24"x24"

30x60 / 12"x24" - 15x60 / 6"x12"



OLD DRINK  
OF RICE  
ALMONDS  
ZEST AND  
GAR THIS  
IS RUMOR  
BE GREAT  
RE FOR-A  
HANGOVER

Sèsame RV 13



FLOOR: Sèsame RV 13 60x120 / 24"x48" NAT SQ  
WALL: Sèsame RV 13 60x60 / 24"x24" NAT SQ






**FLOOR:** Sèsame RV 13 60x120 / 24"x48" NAT SQ  
**WALL:** Sèsame RV 13 60x60 / 24"x24" NAT SQ



Poivre RV 14  
Laine RV 21  
Glacé RV 23  
Fumée RV 24



FLOOR: Poivre RV 14 60x60 / 24"x24" NAT SQ  
WALL: Laine RV 21 - Glacé RV 23 - Fumée RV 24 60x60 / 24"x24" LN SQ - 30x60 / 12"x24" LN SQ - 15x60 / 6"x24" LN SQ Bacchetta 2x60 / 3/4"x24"




**FLOOR:** Poivre **RV 14** 60x60 / 24"x24" NAT SQ  
**WALL:** Laine **RV 21** - Glace **RV 23** - Fumée **RV 24** 60x60 / 24"x24" LN SQ - 30x60 / 12"x24" LN SQ - 15x60 / 6"x24" LN SQ Bacchetta 2x60 / 3/4"x24"

# Pastis RV 11




**FLOOR:** Pastis RV 11 60x60 / 24"x24" NAT SQ  
**WALL:** Sucre RV 30 7,5x30 / 3"x12"  
**COUNTERTOP:** Apple KO 01 20x120 / 8"x48"



FLOOR: Pastis RV 11 60x60 / 24"x24" NAT SQ

# Sèsame RV 13



**FLOOR:** Sèsame RV 13 120x120 / 48"x48" NAT SQ  
**WALL:** Sèsame RV 13 120x240 / 48"x96" NAT SQ



FLOOR: Caviar RV 15 60x60 / 24"x24" NAT SQ  
WALL: Riz RV 10 120x240 / 48"x96" NAT SQ

Riz RV 10  
Caviar RV 15



Caviar RV 15

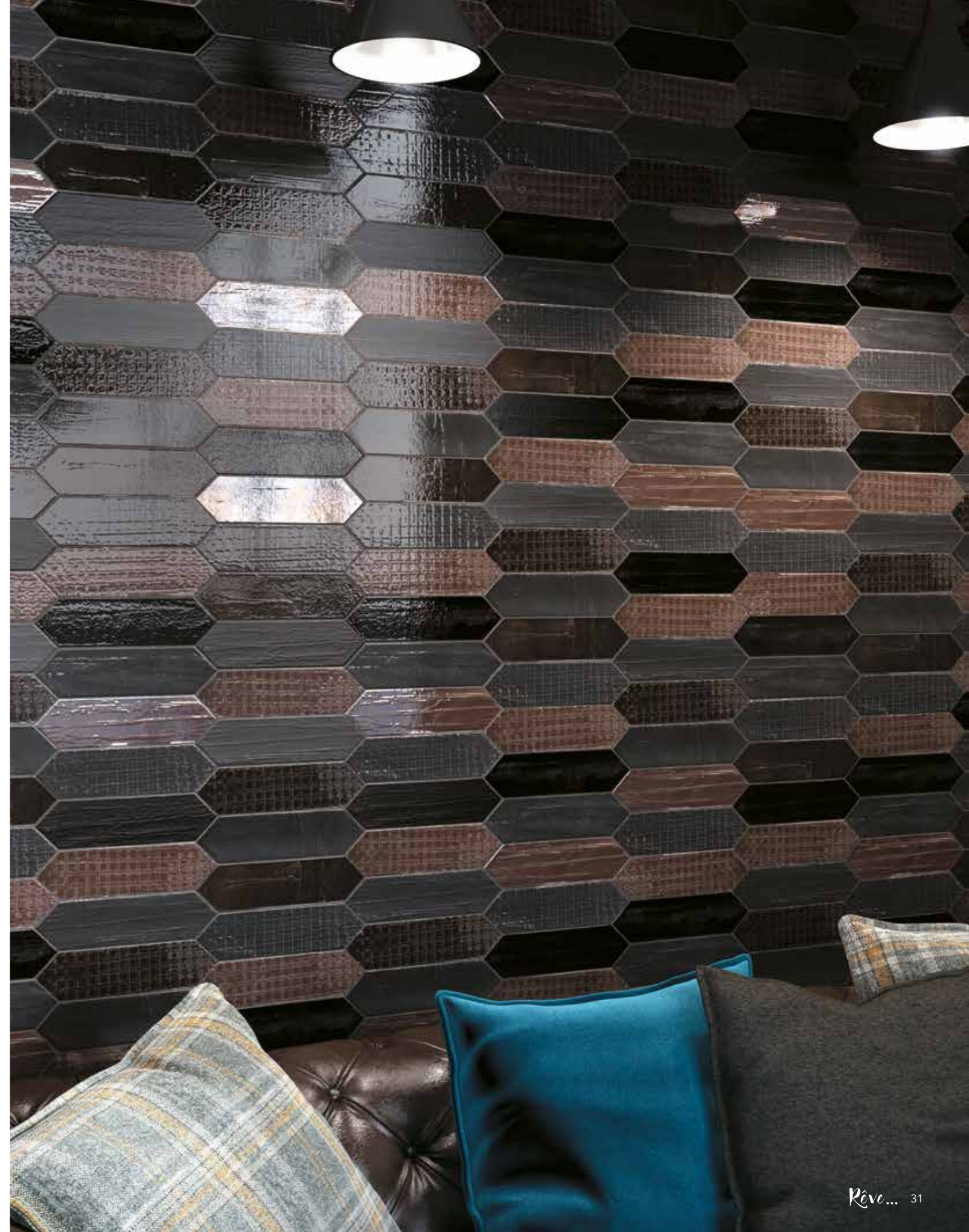


FLOOR: Caviar RV 15 60x60 / 24"x24" NAT SQ  
WALL: Tissue Noir 7,5x28 / 3"x11"  
COUNTERTOP: Apple KO 01 20x120 / 8"x48" NAT SQ





**FLOOR:** Caviar **RV 15** 60x60 / 24"x24" NAT SQ  
**WALL:** Tissue Noir 7,5x28 / 3"x11"  
**COUNTERTOP:** Apple **KO 01** 20x120 / 8"x48" NAT SQ






FLOOR: Poivre RV 14 120x120 / 48"x48" NAT SQ  
WALL: Riz RV 10 120x240 / 48"x96" NAT SQ  
Poivre RV 14 120x240 / 48"x96" NAT SQ

Riz RV 10  
Poivre RV 14  
● ● ●







## Rêve... FABRIC

### *COLORI - COLOURS*

**Neige** RV 20 - **Laine** RV 21 - **Sapin** RV 22

**Glace** RV 23 - **Fumée** RV 24 - **Nuit** RV 25

### *SUPERFICI - SURFACES*

**Lino - Pettinata**

### *FORMATI - SIZES*

120x240 / 48"x96" - 60x60 / 24"x24"

30x60 / 12"x24" - 15x60 / 6"x12"



**Sapin** RV 22  
**Cannelle** RV 12




FLOOR: Sapin **RV 22** 60x60 / 24"x24" LN SQ  
COUNTERTOP: Cannelle **RV 12** 30x60 / 12"x24" - 15x60 / 6"x24" LN SQ  
Sapin **RV 22** 60x60 / 24"x24" - 30x60 / 12"x24" - 15x60 / 6"x24" LN SQ  
Sapin **RV 22** Bacchetta 2x60 / 3/4"x24"





**FLOOR:** Sapin **RV 22** 60x60 / 24"x24" LN SQ  
**COUNTERTOP:** Cannelle **RV 12** 30x60 / 12"x24" - 15x60 / 6"x24" LN SQ  
Sapin **RV 22** 60x60 / 24"x24" - 30x60 / 12"x24" - 15x60 / 6"x24" LN SQ  
Sapin **RV 22** Bacchetta 2x60 / 3/4"x24"



Pastis RV 11  
 Neige RV 20  
 Laine RV 21  
 Sapin RV 22



**FLOOR:** Pastis RV 11 120x120 / 48"x48" NAT SQ  
**WALL:** Neige RV 20 - Laine RV 21 - Sapin RV 22 60x60 / 24"x24" LN SQ - 30x60 / 12"x24" LN SQ - 15x60 / 6"x24" LN SQ Bacchetta 2x60 / 3/4"x24"

**Neige** RV 20  
**Glace** RV 23  
•••



FLOOR: Neige RV 20 120x240 / 48"x96" PT SQ  
WALL: Glace RV23 Turtle 35,8x32 / 15"x13"  
Neige RV 20 120x240 / 48"x96" PT SQ






**FLOOR:** Neige RV 20 120x240 / 48"x96" PT SQ  
**WALL:** Glace RV23 Turtle 35,8x32 / 15"x13"





**Cannelle** RV 12

**Neige** RV 20



**FLOOR:** Cannelle **RV 12** 60x60 / 24"x24" NAT SQ  
**WALL:** **RV 12-20** Hornet Mix 24,3x28 / 9<sup>3</sup>/<sub>4</sub>"x11<sup>1</sup>/<sub>2</sub>"


# Riz RV 10



120x240 / 48"x96"  
NAT SQ 9 mm



120x120 / 48"x48"  
NAT SQ 9 mm



60x120 / 24"x48"  
NAT SQ 9 mm



60x60 / 24"x24"  
NAT SQ 9 mm



30x60 / 12"x24"  
NAT SQ 9 mm




15x60 / 6"x24"  
NAT SQ 9 mm

**NAT: Naturale:**  
Natural - Natur/unpoliert - Naturelle - Natural - Натуральный




Indoor commercial settings with heavy foot traffic:  
airports, railway, stations, shopping, malls, museums, churches,  
schools, public, offices, libraries, Sports centres, hotels.

**Stucchi consigliati - Recommended grouts**




KERAKOLL 01 Bianco




MAPEI 100 Bianco


# Pastis RV 11



120x240 / 48"x96"  
NAT SQ 9 mm



120x120 / 48"x48"  
NAT SQ 9 mm



60x120 / 24"x48"  
NAT SQ 9 mm



60x60 / 24"x24"  
NAT SQ 9 mm



30x60 / 12"x24"  
NAT SQ 9 mm




15x60 / 6"x24"  
NAT SQ 9 mm

**NAT: Naturale:**  
Natural - Natur/unpoliert - Naturelle - Natural - Натуральный




Indoor commercial settings with heavy foot traffic:  
airports, railway, stations, shopping, malls, museums, churches,  
schools, public, offices, libraries, Sports centres, hotels.

**Stucchi consigliati - Recommended grouts**



KERAKOLL 50 Pergamon



MAPEI 130 Jasmine


# Cannelle RV 12



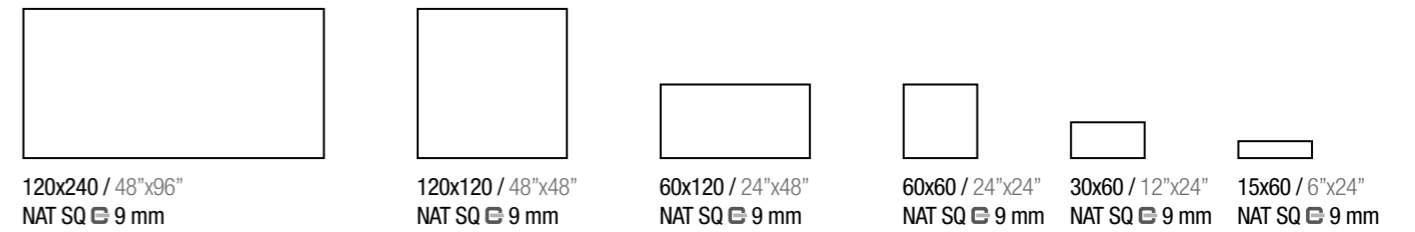

**NAT: Naturale:**  
Natural - Natur/unpoliert - Naturelle - Natural - Натуральный

**HG** Indoor commercial settings with heavy foot traffic:  
airports, railway, stations, shopping, malls, museums, churches,  
schools, public, offices, libraries, Sports centres, hotels.

**Stucchi consigliati - Recommended grouts**



# Sèsame RV 13




**NAT: Naturale:**  
Natural - Natur/unpoliert - Naturelle - Natural - Натуральный

**HG** Indoor commercial settings with heavy foot traffic:  
airports, railway, stations, shopping, malls, museums, churches,  
schools, public, offices, libraries, Sports centres, hotels.

**Stucchi consigliati - Recommended grouts**




# Poivre RV 14



120x240 / 48"x96"  
NAT SQ 9 mm



120x120 / 48"x48"  
NAT SQ 9 mm



60x120 / 24"x48"  
NAT SQ 9 mm



60x60 / 24"x24"  
NAT SQ 9 mm



30x60 / 12"x24"  
NAT SQ 9 mm



15x60 / 6"x24"  
NAT SQ 9 mm

**NAT: Naturale:**  
Natural - Natur/unpoliert - Naturelle - Natural - Натуральный

**HG** Indoor commercial settings with heavy foot traffic:  
airports, railway, stations, shopping, malls, museums, churches,  
schools, public, offices, libraries, Sports centres, hotels.

**Stucchi consigliati - Recommended grouts**




**KERAKOLL 04** Grigio Ferro



**MAPEI 112** Grigio Medio

# Caviar RV 15



60x120 / 24"x48"  
NAT SQ 9 mm



60x60 / 24"x24"  
NAT SQ 9 mm



30x60 / 12"x24"  
NAT SQ 9 mm



15x60 / 6"x24"  
NAT SQ 9 mm

**NAT: Naturale:**  
Natural - Natur/unpoliert - Naturelle - Natural - Натуральный

**HG** Indoor commercial settings with heavy foot traffic:  
airports, railway, stations, shopping, malls, museums, churches,  
schools, public, offices, libraries, Sports centres, hotels.

**Stucchi consigliati - Recommended grouts**




**KERAKOLL 05** Antracite



**MAPEI 114** Antracite

# Neige RV 20



120x240 / 48"x96"  
PT SQ 9 mm



60x60 / 24"x24"  
LN SQ 9 mm



30x60 / 12"x24"  
LN SQ 9 mm



15x60 / 6"x24"  
LN SQ 9 mm

**LN: Lino PT: Pettinata**

In relazione alle differenti tecnologie produttive, la superficie PT per il formato 120x240 presenta leggere differenze rispetto alla superficie LN prevista per i formati minori.

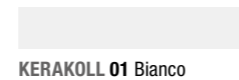
In relation to a different production process, PT surface for 120x240 size shows slight differences in comparison to LN surface, available for smaller sizes.



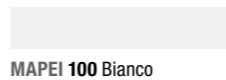
Indoor commercial settings with heavy foot traffic:

airports, railway, stations, shopping, malls, museums, churches, schools, public, offices, libraries, Sports centres, hotels.

**Stucchi consigliati - Recommended grouts**




KERAKOLL 01 Bianco



MAPEI 100 Bianco

# Laine RV 21



120x240 / 48"x96"  
PT SQ 9 mm



60x60 / 24"x24"  
LN SQ 9 mm



30x60 / 12"x24"  
LN SQ 9 mm



15x60 / 6"x24"  
LN SQ 9 mm

**LN: Lino PT: Pettinata**

In relazione alle differenti tecnologie produttive, la superficie PT per il formato 120x240 presenta leggere differenze rispetto alla superficie LN prevista per i formati minori.

In relation to a different production process, PT surface for 120x240 size shows slight differences in comparison to LN surface, available for smaller sizes.



Indoor commercial settings with heavy foot traffic:

airports, railway, stations, shopping, malls, museums, churches, schools, public, offices, libraries, Sports centres, hotels.

**Stucchi consigliati - Recommended grouts**



KERAKOLL 50 Pergamon



MAPEI 130 Jasmine

# Sapin RV 22



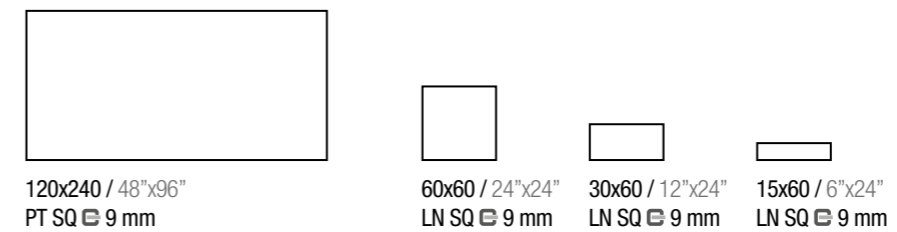
## LN: Lino

**HC** Indoor commercial settings with heavy foot traffic:  
airports, railway, stations, shopping, malls, museums, churches,  
schools, public, offices, libraries, Sports centres, hotels.

## Stucchi consigliati - Recommended grouts



# Glace RV 23



## LN: Lino PT: Pettinata


In relazione alle differenti tecnologie produttive, la superficie PT per il formato 120x240 presenta leggere differenze rispetto alla superficie LN prevista per i formati minori.  
In relation to a different production process, PT surface for 120x240 size shows slight differences in comparison to LN surface, available for smaller sizes.

**HC** Indoor commercial settings with heavy foot traffic:  
airports, railway, stations, shopping, malls, museums, churches, schools, public, offices, libraries, Sports centres, hotels.

## Stucchi consigliati - Recommended grouts



# Fumée RV 24



120x240 / 48"x96"  
PT SQ 9 mm



60x60 / 24"x24"  
LN SQ 9 mm



30x60 / 12"x24"  
LN SQ 9 mm



15x60 / 6"x24"  
LN SQ 9 mm

LN: Lino PT: Pettinata

In relazione alle differenti tecnologie produttive, la superficie PT per il formato 120x240 presenta leggere differenze rispetto alla superficie LN prevista per i formati minori.

In relation to a different production process, PT surface for 120x240 size shows slight differences in comparison to LN surface, available for smaller sizes.



Indoor commercial settings with heavy foot traffic:

airports, railway, stations, shopping, malls, museums, churches, schools, public, offices, libraries, Sports centres, hotels.

Stucchi consigliati - Recommended grouts




KERAKOLL 04 Grigio Ferro



MAPEI 112 Grigio Medio

# Nuit RV 25



60x60 / 24"x24"  
LN SQ 9 mm



30x60 / 12"x24"  
LN SQ 9 mm



15x60 / 6"x24"  
LN SQ 9 mm

LN: Lino

Indoor commercial settings with heavy foot traffic:

airports, railway, stations, shopping, malls, museums, churches, schools, public, offices, libraries, Sports centres, hotels.

Stucchi consigliati - Recommended grouts




KERAKOLL 05 Antracite



MAPEI 114 Antracite





RV 10 Hornet NAT 24,3x28 / 9<sup>3</sup>/<sub>4</sub>"x11<sup>1</sup>/<sub>2</sub>"  
 RV 11 Hornet NAT 24,3x28 / 9<sup>3</sup>/<sub>4</sub>"x11<sup>1</sup>/<sub>2</sub>"  
 RV 12 Hornet NAT 24,3x28 / 9<sup>3</sup>/<sub>4</sub>"x11<sup>1</sup>/<sub>2</sub>"  
 RV 13 Hornet NAT 24,3x28 / 9<sup>3</sup>/<sub>4</sub>"x11<sup>1</sup>/<sub>2</sub>"  
 RV 14 Hornet NAT 24,3x28 / 9<sup>3</sup>/<sub>4</sub>"x11<sup>1</sup>/<sub>2</sub>"  
 RV 15 Hornet NAT 24,3x28 / 9<sup>3</sup>/<sub>4</sub>"x11<sup>1</sup>/<sub>2</sub>"



RV 20 Hornet LN 24,3x28 / 9<sup>3</sup>/<sub>4</sub>"x11<sup>1</sup>/<sub>2</sub>"



RV 10-20 Hornet Mix NAT/LN 24,3x28 / 9<sup>3</sup>/<sub>4</sub>"x11<sup>1</sup>/<sub>2</sub>"  
 RV 11-20 Hornet Mix NAT/LN 24,3x28 / 9<sup>3</sup>/<sub>4</sub>"x11<sup>1</sup>/<sub>2</sub>"  
 RV 12-20 Hornet Mix NAT/LN 24,3x28 / 9<sup>3</sup>/<sub>4</sub>"x11<sup>1</sup>/<sub>2</sub>"  
 RV 13-20 Hornet Mix NAT/LN 24,3x28 / 9<sup>3</sup>/<sub>4</sub>"x11<sup>1</sup>/<sub>2</sub>"  
 RV 14-20 Hornet Mix NAT/LN 24,3x28 / 9<sup>3</sup>/<sub>4</sub>"x11<sup>1</sup>/<sub>2</sub>"  
 RV 15-20 Hornet Mix NAT/LN 24,3x28 / 9<sup>3</sup>/<sub>4</sub>"x11<sup>1</sup>/<sub>2</sub>"



RV 20 Turtle LN 35,8x32 / 15"x13"  
 RV 21 Turtle LN 35,8x32 / 15"x13"  
 RV 22 Turtle LN 35,8x32 / 15"x13"  
 RV 23 Turtle LN 35,8x32 / 15"x13"  
 RV 24 Turtle LN 35,8x32 / 15"x13"  
 RV 25 Turtle LN 35,8x32 / 15"x13"




RV 20-21-22 Turtle Mix LN 35,8x32 / 15"x13"




RV 20-23-24 Turtle Mix LN 35,8x32 / 15"x13"

**Hornet - Turtle - Mosaico 144T - Mattoncino:**  
 Decoro su rete - Mesh-backed decoration - Dekor auf Netz - Décor sur filet - Decoración en red - Декор в сети




RV 10 Mosaico 144T NAT 30x30 / 12"x12"  
 RV 11 Mosaico 144T NAT 30x30 / 12"x12"  
 RV 12 Mosaico 144T NAT 30x30 / 12"x12"  
 RV 13 Mosaico 144T NAT 30x30 / 12"x12"  
 RV 14 Mosaico 144T NAT 30x30 / 12"x12"  
 RV 15 Mosaico 144T NAT 30x30 / 12"x12"



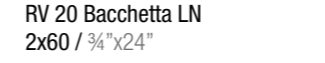
RV 20 Mosaico 144T LN 30x30 / 12"x12"  
 RV 21 Mosaico 144T LN 30x30 / 12"x12"  
 RV 22 Mosaico 144T LN 30x30 / 12"x12"  
 RV 23 Mosaico 144T LN 30x30 / 12"x12"  
 RV 24 Mosaico 144T LN 30x30 / 12"x12"  
 RV 25 Mosaico 144T LN 30x30 / 12"x12"



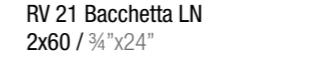
RV 10 Mattoncino NAT 30x30 / 12"x12"  
 RV 11 Mattoncino NAT 30x30 / 12"x12"  
 RV 12 Mattoncino NAT 30x30 / 12"x12"  
 RV 13 Mattoncino NAT 30x30 / 12"x12"  
 RV 14 Mattoncino NAT 30x30 / 12"x12"  
 RV 15 Mattoncino NAT 30x30 / 12"x12"



RV 20 Mattoncino LN 30x30 / 12"x12"  
 RV 21 Mattoncino LN 30x30 / 12"x12"  
 RV 22 Mattoncino LN 30x30 / 12"x12"  
 RV 23 Mattoncino LN 30x30 / 12"x12"  
 RV 24 Mattoncino LN 30x30 / 12"x12"  
 RV 25 Mattoncino LN 30x30 / 12"x12"




RV 20 Bacchetta LN 2x60 / 3/4"x24"



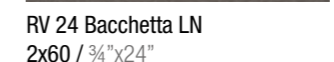
RV 21 Bacchetta LN 2x60 / 3/4"x24"



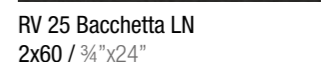
RV 22 Bacchetta LN 2x60 / 3/4"x24"



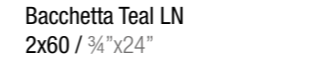
RV 23 Bacchetta LN 2x60 / 3/4"x24"




RV 24 Bacchetta LN 2x60 / 3/4"x24"



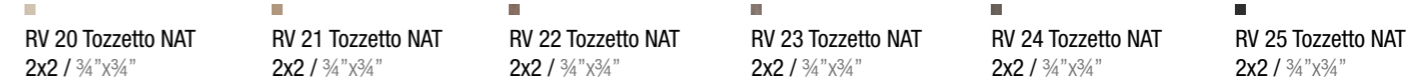
RV 25 Bacchetta LN 2x60 / 3/4"x24"



Bacchetta Teal LN 2x60 / 3/4"x24"



RV 10 Tozzetto NAT 2x2 / 3/4"x3/4"  
 RV 11 Tozzetto NAT 2x2 / 3/4"x3/4"  
 RV 12 Tozzetto NAT 2x2 / 3/4"x3/4"  
 RV 13 Tozzetto NAT 2x2 / 3/4"x3/4"  
 RV 14 Tozzetto NAT 2x2 / 3/4"x3/4"  
 RV 15 Tozzetto NAT 2x2 / 3/4"x3/4"



RV 20 Tozzetto NAT 2x2 / 3/4"x3/4"  
 RV 21 Tozzetto NAT 2x2 / 3/4"x3/4"  
 RV 22 Tozzetto NAT 2x2 / 3/4"x3/4"  
 RV 23 Tozzetto NAT 2x2 / 3/4"x3/4"  
 RV 24 Tozzetto NAT 2x2 / 3/4"x3/4"  
 RV 25 Tozzetto NAT 2x2 / 3/4"x3/4"




Sucre RV 30  
7,5x30 / 3"x12"



Tissue Blanc  
7,5x28 / 3"x11"



Ruche Blanc  
12,5x10,9 / 5"x4"



Tissue Noir  
7,5x28 / 3"x11"



Ruche Noir  
12,5x10,9 / 5"x4"



I decori Tissue e Ruche sono realizzati in tecnica semiartigianale. I diversi smalti, utilizzati per la realizzazione degli stessi, hanno infatti caratteristiche di superficie particolari, pertanto ogni effetto di irregolarità è da considerarsi come caratteristica di pregio del decoro. Per la posa raccomandiamo una miscelazione random dei pezzi, per ottenere il risultato estetico migliore.

The Tissue and Ruche decorations are made using a semi-artisan technique. The various enamels used have distinctive surface characteristics, so any uneven effects are to be considered a sign of a quality decorative element. When laying, we recommend mixing the pieces randomly for best results.



**FORMATI E IMBALLI**

SIZES AND PACKAGING · FORMATE UND VERPACKUNGEN · FORMATS ET EMBALLAGES  
 FORMATOS Y EMBALAJES · КРАТКАЯ ИНФОРМАЦИЯ О ФОРМАТАХ И УПАКОВКАХ



	15x60 / 6"x24"	30x60 / 12"x24"	60x60 / 24"x24"	60x120 / 24"x48"	120x120 / 48"x48"	120x240 / 48"x96"
Spessore - Thickness	9 mm	9 mm	9 mm	9 mm	9 mm	9 mm
Superficie - Surface	NAT SQ	NAT SQ	NAT SQ	NAT SQ	NAT SQ	NAT SQ
<b>Riz RV 10</b>	<b>SV49</b>	<b>SU02</b>	<b>ST97</b>	<b>TB64</b>	<b>ST94</b>	<b>ST91</b>
<b>Pastis RV 11</b>	<b>SV50</b>	<b>SU03</b>	<b>ST98</b>	<b>TB65</b>	<b>ST95</b>	<b>ST92</b>
<b>Cannelle RV 12</b>	<b>SV51</b>	<b>SU04</b>	<b>ST99</b>	-	-	-
<b>Sèsame RV 13</b>	<b>SV52</b>	<b>SU05</b>	<b>SV00</b>	<b>TB66</b>	<b>ST96</b>	<b>ST93</b>
<b>Poivre RV 14</b>	<b>SV53</b>	<b>SU06</b>	<b>SV01</b>	<b>TB67</b>	<b>SZ48</b>	<b>SZ49</b>
<b>Caviar RV 15</b>	<b>SZ53</b>	<b>SZ39</b>	<b>SZ40</b>	<b>TB68</b>	-	-
Superficie - Surface	LN SQ	LN SQ	LN SQ	LN SQ	LN SQ	PT SQ
<b>Neige RV 20</b>	<b>SV54</b>	<b>SU16</b>	<b>SU11</b>	-	-	<b>SU09</b>
<b>Laine RV 21</b>	<b>SV55</b>	<b>SU17</b>	<b>SU12</b>	-	-	<b>SZ44</b>
<b>Sapin RV 22</b>	<b>SV56</b>	<b>SU18</b>	<b>SU13</b>	-	-	-
<b>Glace RV 23</b>	<b>SV57</b>	<b>SU19</b>	<b>SU14</b>	-	-	<b>SU10</b>
<b>Fumée RV 24</b>	<b>SV58</b>	<b>SU20</b>	<b>SU15</b>	-	-	<b>SU11</b>
<b>Nuit RV 25</b>	<b>SZ54</b>	<b>SZ41</b>	<b>SZ42</b>	-	-	<b>SZ46</b>
Peso lordo per scatola - Gross weight per box	26,92	24,68	24,93	32,29	61,56	58,00
Pezzi per scatola - Pieces for box	14	7	3	2	2	1
mq. scatola - mq. box	1,26	1,26	1,08	1,44	2,88	2,88
Scatole per full pallet - Boxes per full pallet	40	40	40	15	20 (cassa/crate)	20 (cassa/crate)
mq./pallet	50,40	50,40	43,20	21,60	57,60	57,60

















	Battiscopa 7,2x60 / 2 7/8"x24"	Gradino A 30x60 / 12"x24"	Gradino G 30x60 / 12"x24"	Gradino B 33x60 / 13"x24"	Gradino ang. B 33x33 / 13"x13"
Superficie - Surface	NAT	NAT	NAT	NAT	NAT
<b>Riz RV 10</b>	<b>SV06</b>	<b>TA69</b>	<b>TA75</b>	<b>TA81</b>	<b>TA87</b>
<b>Pastis RV 11</b>	<b>SV07</b>	<b>TA70</b>	<b>TA76</b>	<b>TA82</b>	<b>TA88</b>
<b>Cannelle RV 12</b>	<b>SV08</b>	<b>TA71</b>	<b>TA77</b>	<b>TA83</b>	<b>TA89</b>
<b>Sèsame RV 13</b>	<b>SV09</b>	<b>TA72</b>	<b>TA78</b>	<b>TA84</b>	<b>TA90</b>
<b>Poivre RV 14</b>	<b>SV10</b>	<b>TA73</b>	<b>TA79</b>	<b>TA85</b>	<b>TA91</b>
<b>Caviar RV 15</b>	<b>SZ18</b>	<b>TA74</b>	<b>TA80</b>	<b>TA86</b>	<b>TA92</b>
<b>Neige RV 20</b>	<b>SZ19</b>	<b>TA93</b>	<b>TA98</b>	<b>TB03</b>	<b>TB08</b>
<b>Laine RV 21</b>	<b>SZ20</b>	<b>TA94</b>	<b>TA99</b>	<b>TB04</b>	<b>TB09</b>
<b>Sapin RV 22</b>	<b>SZ21</b>	<b>TA95</b>	<b>TB00</b>	<b>TB05</b>	<b>TB10</b>
<b>Glace RV 23</b>	<b>SZ22</b>	<b>TA96</b>	<b>TB01</b>	<b>TB06</b>	<b>TB11</b>
<b>Fumée RV 24</b>	<b>SZ23</b>	<b>TA97</b>	<b>TB02</b>	<b>TB07</b>	<b>TB12</b>
<b>Nuit RV 25</b>	<b>SZ24</b>	<b>TC26</b>	<b>TC27</b>	<b>TC28</b>	<b>TC29</b>
Pezzi per scatola - Pieces for box	10	7	7	4	4

	7,5x30 / 4"x12"
Spessore - Thickness	9 mm
Superficie - Surface	NAT NO SQ
<b>Sucre RV 30</b>	<b>TA33</b>
Pezzi per scatola - Pieces for box	48

	Mosaico 144 T 30x30 12"x12"	Mattoncino 30x30 12"x12"	Turtle 35,8x32 15"x13"	Turtle Mix 35,8x32 15"x13"	Hornet 24,3x28 9 7/8"x11 1/8"	Hornet Mix 24,3x28 9 7/8"x11 1/8"
Superficie - Surface	NAT / LN	NAT / LN	LN	LN	NAT	NAT / LN
<b>Riz RV 10</b>	<b>SV16</b>	<b>SV11</b>	-	-	<b>TA35</b>	RV10+RV20 <b>TA42</b>
<b>Pastis RV 11</b>	<b>SV17</b>	<b>SV12</b>	-	-	<b>TA36</b>	RV11+RV20 <b>TA43</b>
<b>Cannelle RV 12</b>	<b>SV18</b>	<b>SV13</b>	-	-	<b>TA37</b>	RV12+RV20 <b>TA44</b>
<b>Sèsame RV 13</b>	<b>SV19</b>	<b>SV14</b>	-	-	<b>TA38</b>	RV13+RV20 <b>TA45</b>
<b>Poivre RV 14</b>	<b>SV20</b>	<b>SV15</b>	-	-	<b>TA39</b>	RV14+RV20 <b>TA46</b>
<b>Caviar RV 15</b>	<b>SZ32</b>	<b>SZ25</b>	-	-	<b>TA40</b>	RV15+RV20 <b>TA47</b>
<b>Neige RV 20</b>	<b>SZ33</b>	<b>SZ26</b>	<b>TA55</b>	MIX 1 RV20+RV21+RV22 <b>TA61</b>	<b>TA41</b>	-
<b>Laine RV 21</b>	<b>SZ34</b>	<b>SZ27</b>	<b>TA56</b>	MIX 2 RV20+RV23+RV24 <b>TA62</b>	-	-
<b>Sapin RV 22</b>	<b>SZ35</b>	<b>SZ28</b>	<b>TA57</b>	-	-	-
<b>Glace RV 23</b>	<b>SZ36</b>	<b>SZ29</b>	<b>TA58</b>	-	-	-
<b>Fumée RV 24</b>	<b>SZ37</b>	<b>SZ30</b>	<b>TA59</b>	-	-	-
<b>Nuit RV 25</b>	<b>SZ38</b>	<b>SZ31</b>	<b>TA60</b>	-	-	-
Pezzi per scatola - Pieces for box	6	6	6	6	6	6
mq. scatola - mq. box	0,54	0,54	0,69	0,69	0,40	0,40

	Bacchetta Teal 2x60 3/4"x24"	Bacchetta 2x60 3/4"x24"	Tozzetto 2x2 3/4"x3/4"	Tissue BLANC e NOIR 7,5x28 3"x11"	Ruche BLANC e NOIR 12,5x10,9 5"x4 1/4"
Superficie - Surface				BLANC <b>TC31</b>	BLANC <b>TC46</b>
<b>Riz RV 10</b>	<b>TA48</b>	<b>TA09</b>	<b>TA21</b>	<b>NOIR TC32</b>	<b>NOIR TC47</b>
<b>Pastis RV 11</b>		<b>TA10</b>	<b>TA22</b>		
<b>Cannelle RV 12</b>		<b>TA11</b>	<b>TA23</b>		
<b>Sèsame RV 13</b>		<b>TA12</b>	<b>TA24</b>		
<b>Poivre RV 14</b>		<b>TA13</b>	<b>TA25</b>		
<b>Caviar RV 15</b>		<b>TA14</b>	<b>TA26</b>		
<b>Neige RV 20</b>		<b>TA15</b>	<b>TA27</b>		
<b>Laine RV 21</b>		<b>TA16</b>	<b>TA28</b>		
<b>Sapin RV 22</b>		<b>TA17</b>	<b>TA29</b>		
<b>Glace RV 23</b>		<b>TA18</b>	<b>TA30</b>		
<b>Fumée RV 24</b>		<b>TA19</b>	<b>TA31</b>		
<b>Nuit RV 25</b>		<b>TA20</b>	<b>TA32</b>		
Pezzi per scatola - Pieces for box	6	10	10	22	44
mq. scatola - mq. box	0,72	1,22	-	0,37	0,457
mq. pezzo - mq. piece	-	-	-	0,017	0,010

## STANDARD EN 14411 - G

	CARATTERISTICHE TECNICHE TECHNICAL DATA TECHNISCHE DATEN CARACTERISTIQUES TECHNIQUES CARACTERISTICAS TECNICAS ТЕХНИЧЕСКИЕ ХАРАКТЕРИСТИКИ	NORMA STANDARD NORM NORME NORMA ЗНАЧЕНИЯ	VALORI PRESCRITTI DALLE NORME EN 14411 - G INTERNATIONAL STANDARDS EN 14411 - G INTERNATIONALE NORMWERTE EN 14411 - G VALEURS PREVUES PAR LES NORMES EN 14411 - G VALORES PREVISTOS POR LAS NORMAS EN 14411 - G ПРЕДУСМОТРЕННЫЕ СТАНДАРТОМ EN 14411-G	*VALORE MEDIO MIRAGE MIRAGE AVERAGE VALUE MIRAGE MITTELWERT VALEURS MOYEN MIRAGE VALOR MEDIO MIRAGE СРЕДНЕЕ ЗНАЧЕНИЕ MIRAGE
	<b>CARATTERISTICHE DIMENSIONALI</b> - SIZE CHARACTERISTICS - MASSEIGENSCHAFTEN - DETERMINATION DES CARACTERISTIQUES DIMENSIONNELLES - CARACTERÍSTICAS DIMENSIONALES - РАЗМЕРНЫЕ ХАРАКТЕРИСТИКИ			
	<b>LATI</b> SIDES - SEITEN COTES - CANTOS РАЗМЕРЫ СТОРОН	EN ISO 10545-2	± 0,6% MAX (± 2,0 mm MAX)	CONFORME COMPLYING - ERFÜLLT CONFORME - CONFORME СООТВЕТСТВУЕТ
	<b>SPESSORE</b> THICKNESS - DICKE ÉPAISSEUR - ESPESOR ТОЛЩИНА	EN ISO 10545-2	± 5,0% MAX (± 0,5 mm MAX)	CONFORME COMPLYING - ERFÜLLT CONFORME - CONFORME СООТВЕТСТВУЕТ
	<b>RETTILINEITÀ DEGLI SPIGOLI</b> STRAIGHTNESS OF SIDES - GERADLINIGKEIT DER KANTEN RECTITUDE DES ARETES - RECTITUD DE LOS CANTOS КОСОУГОЛЬНОСТЬ	EN ISO 10545-2	± 0,5% MAX (± 1,5 mm MAX)	CONFORME COMPLYING - ERFÜLLT CONFORME - CONFORME СООТВЕТСТВУЕТ
	<b>ORTOGONALITÀ</b> RECTANGULARITY - RECHTWINKLIGKEIT PERPENDICULARITÉ - ORTOGONALIDAD КРИВИЗНА СТОРОН	EN ISO 10545-2	± 0,6% MAX (± 2,0 mm MAX)	CONFORME COMPLYING - ERFÜLLT CONFORME - CONFORME СООТВЕТСТВУЕТ
	<b>PLANARITÀ</b> SURFACE FLATNESS - EBENFLÄCHIGKEIT PLANEITE DE SURFACE - PLANEIDAD КРИВИЗНА ЛИЦЕВОЙ ПОВЕРХНОСТИ	EN ISO 10545-2	± 0,5% MAX (± 2,0 mm MAX)	CONFORME COMPLYING - ERFÜLLT CONFORME - CONFORME СООТВЕТСТВУЕТ
	<b>ASSORBIMENTO D'ACQUA</b> WATER ABSORPTION - WASSERAUFNAHME ABSORPTION D'EAU - ABSORCIÓN DE AGUA ВОДОПОГЛОЩЕНИЕ	EN ISO 10545-3	≤ 0,5%	0,04%
	<b>RESISTENZA ALLA FLESSIONE</b> FLEXION RESISTANCE - BIEGEFESTIGKEIT RESISTENCIA A LA FLEXION - RESISTENCIA A LA FLEXIÓN ПРЕДЕЛ ПРОЧНОСТИ ПРИ ИЗГИБЕ	EN ISO 10545-4	S ≥ 700 N (< 7,5 mm) S ≥ 1.300 N (> 7,5 mm) R ≥ 35 N/mm²	S ≥ 2.400 N R ≥ 50 N/mm²
	<b>RESISTENZA ALL'URTO</b> IMPACT RESISTANCE - STOSSFESTIGKEIT RESISTANCE AUX CHOCS - RESISTENCIA A LOS GOLPES УДАРСТОЙКОСТЬ	EN ISO 10545-5	VALORE DICHIARATO DECLARED VALUE	0,89
	<b>RESISTENZA ALL'ABRAZIONE</b> ABRASION RESISTANCE - ABRIEBFESTIGKEIT RESISTANCE A L'ABRASION - RESISTENCIA A LA ABRASIÓN СТОЙКОСТЬ К ИСТИРАНИЮ	EN ISO 10545-6	≤ 175 mm³	119 mm³
	<b>COEFFICIENTE DI DILATAZIONE TERMICA LINEARE</b> - COEFFICIENT OF LINEAR THERMAL-EXPANSION - LINEARER WÄRMEAUDEHNUNGSKOEFFIZIENT COEFFICIENT DE DILATION THERMIQUE LINEAIRE - COEFICIENTE DE DILATACIÓN TÉRMICA LINEAL КОЭФФИЦИЕНТ ЛИНЕЙНОГО ТЕРМИЧЕСКОГО РАСШИРЕНИЯ	EN ISO 10545-8	-	=6,6 x10 <sup>-6</sup> °C <sup>-1</sup>
	<b>RESISTENZA AGLI SBALZI TERMICI</b> RESISTANCE TO THERMAL SHOCKS - BESTÄNDIGKEIT GEGEN TEMPERATURSCHWANKUNGEN RESISTANCE AUX CHOCS THERMIQUES - RESISTENCIA A LOS CHOQUES TÉRMICOS СТОЙКОСТЬ К ПЕРЕПАДАМ ТЕМПЕРАТУРЫ	EN ISO 10545-9	TEST SUPERATO SECONDO EN ISO 10545-1 PASS ACCORDING EN ISO 10545-1	NESSUN DANNO NO DAMAGE - KEIN SCHADEN AUCUN DOMMAGE - NINGUN DANO БЕЗ ПОВРЕЖДЕНИЙ
	<b>RESISTENZA AL GELO</b> FROST RESISTANCE - FROSTBESTÄNDIGKEIT RESISTANCE AU GEL - RESISTENCIA AL HIELO МОРОЗОСТОЙКОСТЬ	EN ISO 10545-12	TEST SUPERATO SECONDO EN ISO 10545-1 PASS ACCORDING EN ISO 10545-1	NESSUN DANNO NO DAMAGE - KEIN SCHADEN AUCUN DOMMAGE - NINGUN DANO БЕЗ ПОВРЕЖДЕНИЙ
	<b>RESISTENZA ALL'ATTACCO CHIMICO</b> RESISTANCE TO CHEMICALS - CHEMIKALIENBESTÄNDIGKEIT RESISTANCE A L'ATTAQUE CHIMIQUE - RESISTENCIA QUÍMICA ХИМИЧЕСКАЯ СТОЙКОСТЬ	EN ISO 10545-13	UB MIN.	UA ULA UHA
	<b>RESISTENZA ALLE MACCHIE</b> RESISTANCE TO STAINS - FLECKENBESTÄNDIGKEIT RESISTANCE AUX TACHES - RESISTENCIA A LAS MANCHAS УСТОЙЧИВОСТЬ К ПЯТНООБРАЗОВАНИЮ	EN ISO 10545-14	VALORE DICHIARATO DECLARED VALUE	5
	<b>CESSIONE DI PIOMBO E CADMIO</b> LEAD AND CADMIUM DISCHARGE - ABGABE VON BLEI UND CADMIUM PERTE DE PLOMB ET CADMIUM - CESIÓN DE PLOMO Y CADMIO ВЫДЕЛЕНИЕ СВИНЦА И КАДМИЯ	EN ISO 10545-15	VALORE DICHIARATO DECLARED VALUE	< AL LIMITE DI RILEVAMENTO < THAN INSTRUMENT LIMIT < UNMESSBARES WERT < LIMITE DE L'INSTRUMENT < LIMITE DEL INSTRUMENTO < НА ПРЕДЕЛЕ ОПРЕДЕЛИМОСТИ
				NAT / LN / PT
		DM. 236/89 BCRA	> 0,40	>0,45
		ASTM C1028	Dry SCOF > 0,60	>0,60
		ASTM C1028	Wet SCOF > 0,60	>0,60
		ANSI A137.1	Wet DCOF > 0,42	>0,42
		DIN 51130	-	R9
		DIN 51097	-	-
		ENV 12633	≥ CL1	-
		UNI EN 13036 - 4:2011	≥ 36	-
	<b>SCIVOLOSITÀ</b> SKID RESISTANCE - RUTSCHWERT GLISSANCE - ADHERENCIA СКОЛЬЗКОСТЬ			

Per i certificati specifici, contattare Mirage SpA - For specific certificates, please contact Mirage SpA - Für die speziellen Zertifikate wenden Sie sich bitte an Mirage SpA - Pour les certificats spécifiques, veuillez contacter Mirage SpA - Para los certificados específicos, contactar Mirage SpA - Для сертификатов обращайтесь в компанию Mirage SpA

[www.mirage.it](http://www.mirage.it)



**Made in Italy**

**www.mirage.it**



Mirage.it

Mirageit

**Mirage Granito Ceramico S.p.a.**

41026 - Pavullo (MO) ITALY - Via Giardini Nord, 225  
Tel. +39 0536 29611 - Fax +39 0536 21065  
info@mirage.it - www.mirage.it

**Mirage Project Point**

20121 - Milano ITALY  
Via Marsala, 7  
Tel. +39 02 65560879

projectpoint-mi@mirage.it  
www.mirageprojectpoint.com/milano

**Mirage USA INC.**

40 Burton Hills BLVD - Suite 200  
Nashville - Tennessee (TN) - 37215  
Ph. +1 615 386 7070  
TAX ID: 75 2773306  
info@mirageusa.net  
www.mirageusa.net

**Mirage Project Point Dubai**

Building 5 - Suite B101  
d3 Dubai Design District - United Arab Emirates  
Ph. +971 4 554 3944  
Licence No. 93659  
projectpoint-uae@mirage.it  
www.mirageprojectpoint.com/dubai