



due 2

Gres porcellanato a tutta massa spessore 20 mm

Through-body porcelain 20 mm thickness - Durchgefärbtes Feinsteinzeug in 20 mm Stärke - Grès cérame pleine masse épaisseur 20 mm

Cover: HSC8



Ceramica del Conca S.p.a.  
Via Croce, 8 - 47832 San Clemente (RN) - Italy  
Tel. (+378) 0549 996037 - Fax (+378) 0549 996038  
www.delconca.com - info@delconca.com



STONE CAPITAL





HSC5

STONE CAPITAL

HSC10

HSC8

STONE CAPITAL

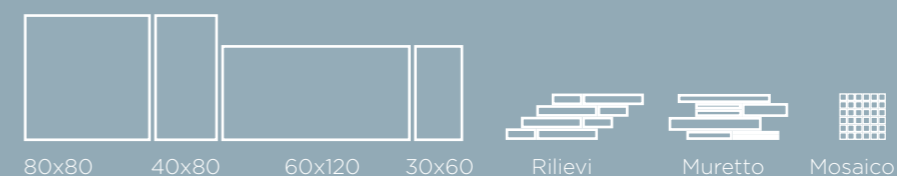
STONE CAPITAL



# STONE CAPITAL

STESSA NUANCE DI COLORE PER UN MOODBOARD DI INFINITE FACCE. CANVAS O BOUCLÉ, A COSTINE O A RETE COME UN PATCHWORK DI TESSUTI PREZIOSI. È STONE CAPITAL.

SAME SHADE OF COLOUR FOR A MOODBOARD WITH INFINITE FACES. CANVAS OR BOUCLÉ, RIBBED OR MESH, LIKE A PATCHWORK OF FINE FABRICS. THIS IS STONE CAPITAL.





# BATHROOM





# BATHROOM

Pavimento / Floor: 80x80 HSC 5

Rivestimento / Wall: 80x80 HSC 5 / 40x80 HSC 5







Indoor: 80x80 HSC 5  
Outdoor: 80x80 HSC 205  
Rivestimento / Wall: Rilievi / HSC05



## BATHROOM

Pavimento / Floor: 80x80 HSC 5  
Rivestimento / Wall: 80x80 HSC 5 / 40x80 HSC 5





## HSC5

LA LETTURA TRASVERSALE DEL PROGETTO OGGI È POSSIBILE. STONE CAPITAL due2 CREA CONTINUITÀ TRA GLI AMBIENTI INTERNI E L'OUTDOOR. FORMATI, COLORI, SPESSORI, SI ARMONIZZANO IN UNA STESSA ED UNICA SOLUZIONE DI STILE.

THE DESIGN CAN NOW BE APPLIED ACROSS THE BOARD. STONE CAPITAL due2 CREATES CONTINUITY BETWEEN INDOOR AND OUTDOOR ENVIRONMENTS. SIZES, COLOURS AND THICKNESSES ARE LINKED IN THE SAME AND UNIQUE STYLE SOLUTION.



Rilievi





# LIVING



# LIVING


Pavimento / Floor: 60x120 HSC 8







Pavimento / Floor: 60x120 HSC 8



## LIVING


Pavimento / Floor: 60x120 HSC 8  
Scala / Stairs: Gradone Lineare Rett. / HSC 8



## HSC8

L'INTERPRETAZIONE DEL TAGLIO PROFONDO DELLA PIETRA BELGA DI COLORE BLU REGALA SOLUZIONI INEDITE, GENERANDO NUOVI PERCORSI SENSORIALI E LINGUAGGI ESPRESSIVI. L'EFFETTO È SORPRENDENTE E ORIGINALE.

THE INTERPRETATION OF THE DEEP CUT OF THE BLUE COLOURED BELGIAN STONE PROVIDES ORIGINAL SOLUTIONS, GENERATING NEW SENSORIAL PATHS AND EXPRESSIVE LANGUAGES. THE EFFECT IS A SURPRISING AND ORIGINAL ONE.



Muretto  
60x120  
30x60  
Mosaico







# BOUTIQUE



# BOUTIQUE

Pavimento / Floor: 60x120 HSC 10  
Rivestimento / Wall: 60x120 HSC 8







Pavimento / Floor: 60x120 HSC 10



## BOUTIQUE

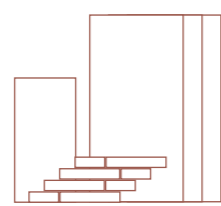
Pavimento / Floor: 60x120 HSC 10  
Rivestimento / Wall: 60x120 HSC 8



## HSC10

LA PROGETTAZIONE D'INVOLUCRI E SPAZI RICHIEDE LA SCELTA DI MATERIALI MIRATI AL RISPETTO DELLE DIMENSIONI E LA LORO INTERAZIONE CON CHI NE FRUISCE. LE SUPERFICI SONO ANTISCIVOLO, INDICATE PER TUTTI GLI AMBIENTI COMMERCIALI DI SUCCESSO E DAL GRANDE CALPESTIO.

THE DESIGN OF CLADDINGS AND SPACES REQUIRES THE CHOICE OF TARGETED MATERIALS IN TERMS OF SIZE AND THEIR INTERACTION WITH THOSE WHO USE THEM. THE ANTISLIP SURFACES ARE SUITABLE FOR ALL SUCCESSFUL COMMERCIAL SETTINGS WHERE THERE IS HEAVY FOOT TRAFFIC.



Rilievi  
40x80  
60x120







BEDROOM



# BEDROOM

Pavimento / Floor: 60x120 HSC 5  
Scala / Stairs: Gradone Lineare Rett. / HSC 5







Pavimento / Floor: 60x120 HSC 5



## BEDROOM

Pavimento / Floor: 60x120 HSC 5  
Scalino / Step: Gradone Lineare Rett. / HSC 5





## HSC5

LA SUGGERIZIONE DELLA PIETRA, IL FASCINO E LA RAFFINATEZZA DELLA NATURA IN UNA PREGIATA INTERPRETAZIONE IN GRES PORCELLANATO. I TONI SONO CALDI O FREDDI, I FORMATI GRANDI O PICCOLI, TUTTI PERFETTI PER CREARE UNA ZONA NOTTE DELLA CASA RICCA DI MISTERO ED ELEGANZA.

THE SUGGESTION OF STONE, THE CHARM AND REFINEMENT OF NATURE IN A PRECIOUS PORCELAIN STONEWARE INTERPRETATION. THE TONES ARE WARM OR COLD, THE SIZES LARGE OR SMALL, ALL PERFECT FOR CREATING SLEEPING AREAS RICH IN MYSTERY AND ELEGANCE.



60x120  
80x80  
30x60  
Mosaico  
Rilievi





# INDOOR/ OUTDOOR



# INDOOR/ OUTDOOR

Indoor: 80x80 HSC 5

Outdoor: 80x80 HSC 205 Rett. posa sopraelevata / raised installation








Pavimento / Floor: 80x80 HSC 205 Rett.  
posa sopraelevata / raised installation

Rivestimento / Wall: Muretto / HSC 8



## INDOOR/ OUTDOOR

Pavimento / Floor: 80x80 HSC 205 Rett. posa sopraelevata / raised installation

Piscina / Pool: Terminale con lato stondato / Coping with rounded edge - 20x80 Griglia Rett. / Grid Rett.

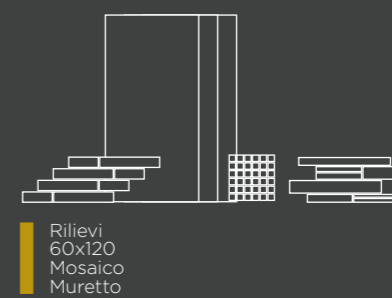




### HSC5 + HSC8

GIOCANDO CON IL MATERIALE, IL GRES SI TRASFORMA IN GRIGLIE E GRADONI A BORDO PISCINA. GLI AMBIENTI SI UNISCONO GRAZIE ALLA POSA SOPRAELEVATA DI STONE CAPITAL due2, PER IL PIACERE DI VIVERE L'OUTDOOR SENZA SOLUZIONE DI CONTINUITÀ.

PLAYING WITH THE MATERIAL ITSELF, GRES PORCELAIN BECOMES GRIDS AND POOLSIDE STEPS. SPACES ARE COMBINED WITH STONE CAPITAL due2 RAISED INSTALLATION, GIVING THE POSSIBILITY TO ENJOY OUTDOOR SEAMLESS.






# STONE CAPITAL



**HSC 10 Rett.**  
80x80 cm 32x32 in  
□101



**HSC 10 Rett.**  
40x80 cm 16x32 in  
□091




**Rilievi / HSC 10**  
30x60 cm 12x24 in  
□368



**Muretto / HSC 10**  
30x60 cm 12x24 in  
□209



**HSC 10 Rett.**  
60x120 cm 24x48 in  
□112




**HSC 10 Grip\***  
30x60 cm 12x24 in  
□058

R12




**Mosaico / HSC 10**  
30x30 cm 12x12 in  
□180



**HSC 5 Rett.**  
80x80 cm 32x32 in  
□101



**HSC 5 Rett.**  
40x80 cm 16x32 in  
□091



**Rilievi / HSC 5**  
30x60 cm 12x24 in  
□368



**Muretto / HSC 5**  
30x60 cm 12x24 in  
□209



**HSC 5 Rett.**  
60x120 cm 24x48 in  
□112



**HSC 5 Grip\***  
30x60 cm 12x24 in  
□058

R12



**Mosaico / HSC 5**  
30x30 cm 12x12 in  
□180

Pezzi Speciali Special Pieces • Formteile • Pièces spéciales



**Battiscopa Rett. / HSC 10**  
7x120 cm 2<sup>7</sup>/<sub>8</sub>x48 in  
Bullnose  
Sockelleiste  
Plinthes  
□031



**Battiscopa Rett. / HSC 10**  
7x80 cm 2<sup>7</sup>/<sub>8</sub>x32 in  
Bullnose  
Sockelleiste  
Plinthes  
□028



**Gradone Lineare Rett. / HSC 10**  
33x120 cm 13x48 in  
Step  
Stufe  
Nez de marche  
□293



**Gradone Lineare Rett. / HSC 10**  
33x80 cm 13x32 in  
Step  
Stufe  
Nez de marche  
□150



**Gradone Angolare Rett. / HSC 10**  
33x33 cm 13x13 in  
Corner step  
Eckstufe  
Nez de marche angulaire  
□128



**Battiscopa Rett. / HSC 5**  
7x120 cm 2<sup>7</sup>/<sub>8</sub>x48 in  
Bullnose  
Sockelleiste  
Plinthes  
□031



**Battiscopa Rett. / HSC 5**  
7x80 cm 2<sup>7</sup>/<sub>8</sub>x32 in  
Bullnose  
Sockelleiste  
Plinthes  
□028



**Gradone Lineare Rett. / HSC 5**  
33x120 cm 13x48 in  
Step  
Stufe  
Nez de marche  
□293



**Gradone Lineare Rett. / HSC 5**  
33x80 cm 13x32 in  
Step  
Stufe  
Nez de marche  
□150



**Gradone Angolare Rett. / HSC 5**  
33x33 cm 13x13 in  
Corner step  
Eckstufe  
Nez de marche angulaire  
□128

Pezzi Speciali Special Pieces • Formteile • Pièces spéciales

Package	80x80	40x80	60x120	30x60*
Pieces	2	3	1	7
Mq.	1,28	0,96	0,72	1,26
Kg.	29,00	22,00	19,70	23,60
Boxes	26	28	42	40
Mq.	33,28	26,88	30,24	50,40
Europallet Kg.	775,00	638,00	848,00	965,00

SHADE VARIATION			
LOW	MODERATE	HIGH	RANDOM

Price codes: □ Mq. ■ Ml. ■ Pieces

**HARD**


GRES PORCELLANATO A TUTTA MASSA	SPessore
THROUGH-BODY PORCELAIN TILE	THICKNESS
DURCHGEFÄRBTES FEINSTEINZEUG	STÄRKE
LE GRÉS CÉRAMÉ PLEINE MASSE	ÉPAISSEUR

**10,3 mm**  
**\*8,5 mm**

RESISTANT		HSC		HSC Grip	
RESISTENZA AL GELO	ASSORBIMENTO D'ACQUA	ASCIUTTO	BAGNATO	ASCIUTTO	BAGNATO
FROST RESISTANCE	WATER ABSORPTION	DRY	WET	DRY	WET
FROSTBESTÄNDIGKEIT	WASSERAUFNAHME	TROCKEN	NASS	TROCKEN	NASS
RESISTANCE AU GEL	ABSORPTION D'EAU	SEC	MOUILLE	SEC	MOUILLE
ISO 10545.12	ISO 10545.3	<b>R 10</b>	<b>B</b>	<b>R 12</b>	<b>C</b>
		-	≥0,42	-	≥0,42
		>0,40	>0,40	>0,40	>0,40




# STONE CAPITAL




**HSC 8 Rett.**  
80x80 cm 32x32 in  
101




**HSC 8 Rett.**  
40x80 cm 16x32 in  
091




**Rilievi / HSC 8**  
30x60 cm 12x24 in  
368



**Muretto / HSC 8**  
30x60 cm 12x24 in  
209



**HSC 8 Rett.**  
60x120 cm 24x48 in  
112



**HSC 8 Grip\***  
30x60 cm 12x24 in  
058



**Mosaico / HSC 8**  
30x30 cm 12x12 in  
180

**Pezzi Speciali** Special Pieces • Formteile • Pièces spéciales



**Battiscopa Rett. / HSC 8**  
7x120 cm 2 7/8x48 in  
Bullnose  
Sockelleiste  
Plinthes  
031



**Battiscopa Rett. / HSC 8**  
7x80 cm 2 7/8x32 in  
Bullnose  
Sockelleiste  
Plinthes  
028



**Gradone Lineare Rett. / HSC 8**  
33x120 cm 13x48 in  
Step  
Stufe  
Nez de marche  
293



**Gradone Lineare Rett. / HSC 8**  
33x80 cm 13x32 in  
Step  
Stufe  
Nez de marche  
150



**Gradone Angolare Rett. / HSC 8**  
33x33 cm 13x13 in  
Corner step  
Eckstufe  
Nez de marche angulaire  
128

Package	80x80	40x80	60x120	30x60*
Pieces	2	3	1	7
Mq.	1,28	0,96	0,72	1,26
Kg.	29,00	22,00	19,70	23,60
Boxes	26	28	42	40
Mq.	33,28	26,88	30,24	50,40
Kg.	775,00	638,00	848,00	965,00

SHADE VARIATION			
LOW	MODERATE	HIGH	RANDOM

Price codes: Mq. Ml. Pieces

<b>HARD</b>	
GRES PORCELLANATO A TUTTA MASSA	SPESORE
THROUGH-BODY PORCELAIN TILE	THICKNESS
DURCHGEFÄRBTES FEINSTEINZEUG	STAERKE
LE GRÈS CÉRAME PLEINE MASSE	ÉPAISSEUR
	<b>10,3 mm</b>
	<b>*8,5 mm</b>

					HSC		HSC Grip	
RESISTENZA AL GELO	ASSORBIMENTO D'ACQUA	CAMPO D'IMPIEGO CONSIGLIATO	RESISTENZA CHIMICA	RESISTENZA ALLO SCIVOLAMENTO	ASCIUTTO	BAGNATO	ASCIUTTO	BAGNATO
FROST RESISTANCE	WATER ABSORPTION	RECOMMENDED USE	CHEMICAL RESISTANCE	SLIPPING RESISTANCE	DRY	WET	DRY	WET
FROSTBESTÄNDIGKEIT	WASSERAUFNAHME	ANWENDUNGSBEREICH	BESTÄNDIGKEIT GEGEN CHEMIKALIEN	RUTSCHFESTIGKEIT	TROCKEN	NASS	TROCKEN	NASS
RESISTANCE AU GEL	ABSORPTION D'EAU	PIECE D'EMPLOI CONSEILLÉE	RESISTANCE CHIMIQUE	FACTEUR DE RESISTANCE ANTIGLISSEMENT	SEC	MOUILLE	SEC	MOUILLE
<b>RESISTANT</b> ISO 10545.12	<b>~0,1%</b> ISO 10545.3		<b>GA</b> UNI EN ISO 10545.13 <b>5</b> UNI EN ISO 10545.14	DIN 51130 DIN 51097 ANSI 137.1 (DCOF) BCRA	<b>R 10</b>	-	<b>R 12</b>	-
					-	<b>B</b> ≥0,42	-	<b>C</b> ≥0,42
					<b>&gt;0,40</b>	<b>&gt;0,40</b>	<b>&gt;0,40</b>	<b>&gt;0,40</b>



# STONE CAPITAL

2

20mm **due 2**




**HSC 210**  
80x80 cm 32x32 in  
154

**HSC 210 Rett.**  
80x80 cm 32x32 in  
171




**HSC 210**  
60x60 cm 24x24 in  
118

**HSC 210 Rett.**  
60x60 cm 24x24 in  
131



**HSC 205**  
80x80 cm 32x32 in  
154

**HSC 205 Rett.**  
80x80 cm 32x32 in  
171




**HSC 205**  
60x60 cm 24x24 in  
118

**HSC 205 Rett.**  
60x60 cm 24x24 in  
131



**HSC 208**  
80x80 cm 32x32 in  
154

**HSC 208 Rett.**  
80x80 cm 32x32 in  
171



**HSC 208**  
60x60 cm 24x24 in  
118

**HSC 208 Rett.**  
60x60 cm 24x24 in  
131

## Pezzi Speciali

Special Pieces • Formteile • Pièces spéciales



**Gradone Lineare / HSC 210**

227

**Gradone Lineare Rett. / HSC 210**

247

Step / Stufe / Nez de marche  
80x80 cm 32x32 in



**Gradone Lineare / HSC 210**

097

**Gradone Lineare Rett. / HSC 210**

110

Step / Stufe / Nez de marche  
60x60 cm 24x24 in



**Gradone Lineare / HSC 205**

227

**Gradone Lineare Rett. / HSC 205**

247

Step / Stufe / Nez de marche  
80x80 cm 32x32 in



**Gradone Lineare / HSC 205**

097

**Gradone Lineare Rett. / HSC 205**

110

Step / Stufe / Nez de marche  
60x60 cm 24x24 in



**Gradone Lineare / HSC 208**

227

**Gradone Lineare Rett. / HSC 208**

247

Step / Stufe / Nez de marche  
80x80 cm 32x32 in



**Gradone Lineare / HSC 208**

097

**Gradone Lineare Rett. / HSC 208**

110

Step / Stufe / Nez de marche  
60x60 cm 24x24 in



**Gradone Angolare / HSC 210**

317

**Gradone Angolare Rett. / HSC 210**

317

Corner Step / Eckstufe / Nez de marche angulaire  
80x80 cm 32x32 in



**Gradone Angolare / HSC 210**

120

**Gradone Angolare Rett. / HSC 210**

134

Corner Step / Eckstufe / Nez de marche angulaire  
60x60 cm 24x24 in



**Gradone Angolare / HSC 205**

317

**Gradone Angolare Rett. / HSC 205**

317

Corner Step / Eckstufe / Nez de marche angulaire  
80x80 cm 32x32 in




**Gradone Angolare / HSC 205**

120

**Gradone Angolare Rett. / HSC 205**

134

Corner Step / Eckstufe / Nez de marche angulaire  
60x60 cm 24x24 in



**Gradone Angolare / HSC 208**

317

**Gradone Angolare Rett. / HSC 208**

317

Corner Step / Eckstufe / Nez de marche angulaire  
80x80 cm 32x32 in



**Gradone Angolare / HSC 208**

120

**Gradone Angolare Rett. / HSC 208**

134

Corner Step / Eckstufe / Nez de marche angulaire  
60x60 cm 24x24 in

Package		SHADE VARIATION		due 2			RECOMMENDED USE		RESISTANCE CHIMICA		RESISTENZA ALLA FLESSIONE		CARICO DI ROTTURA MEDIO IN POSA SOPRAELEVATA		RESISTENZA ALLO SCIVOLAMENTO		ASCIUTTO BAGNATO		
Box	Pieces	1	2	LOW	MODERATE	HIGH	RANDOM	CAMPO D'IMPIEGO CONSIGLIATO	RESISTENZA CHIMICA	RESISTENZA ALLA FLESSIONE	CARICO DI ROTTURA MEDIO IN POSA SOPRAELEVATA	RESISTENZA ALLO SCIVOLAMENTO	ASCIUTTO	BAGNATO					
	Mq.	0,64	0,72	GRES PORCELLANATO A TUTTA MASSA				RECOMMENDED USE	CHEMICAL RESISTANCE	BENDING STRENGTH	AVERAGE BREAKING LOAD FOR RAISED FLOOR LAYING	SLIPPING RESISTANCE	DRY	WET					
	Kg.	30,00	31,80	THROUGH-BODY PORCELAIN TILE				ANWENDUNGSBEREICH	BESTÄNDIGKEIT GEGEN CHEMIKALIEN	BIEGEFESTIGKEIT	DURCHSCHNITTLICHER BRUCHLAST BEI VERLEGUNG AUF STELZLAGER	RUTSCHFESTIGKEIT	TROCKEN	NASS					
Boxes		26	32	DURCHGEFÄRBTES FEINSTEINZEUG				PIECE D'EMPLOI CONSEILLÉE	RESISTANCE CHIMIQUE	RÉSISTANCE AU POINÇONNEMENT STATIQUE	CHARGE DE RUPTURE MOYEN EN POSE SURELEVÉE	FACTEUR DE RESISTANCE ANTIGLISSEMENT	SEC	MOUILLE					
Europallet	Mq.	16,64	23,04	LE GRÉS CÉRAMÉ PLEINE MASSE				GA	UNI EN ISO 10545.13	~50 N/mm <sup>2</sup>	EN 14411 B1a	80x80 Classe 1 (~6,00 kN carico concentrato)	DIN 51130	R 11	-				
	Kg.	795,00	1040,00	ÉPAISSEUR				20 mm	RESISTANT	ISO 10545.12	~0,1%	ISO 10545.3	60x60 Classe 1 (~7,00 kN carico concentrato)	DIN 51097	>0,40	C	>0,42	>0,40	>0,40
				Price codes: <span style="color:red">■</span> Mq. <span style="color:blue">■</span> Ml. <span style="color:green">■</span> Pieces									ANSI 137.1 (DCOF) BCRA						