

COLECCIONES  
COLLECTIONS

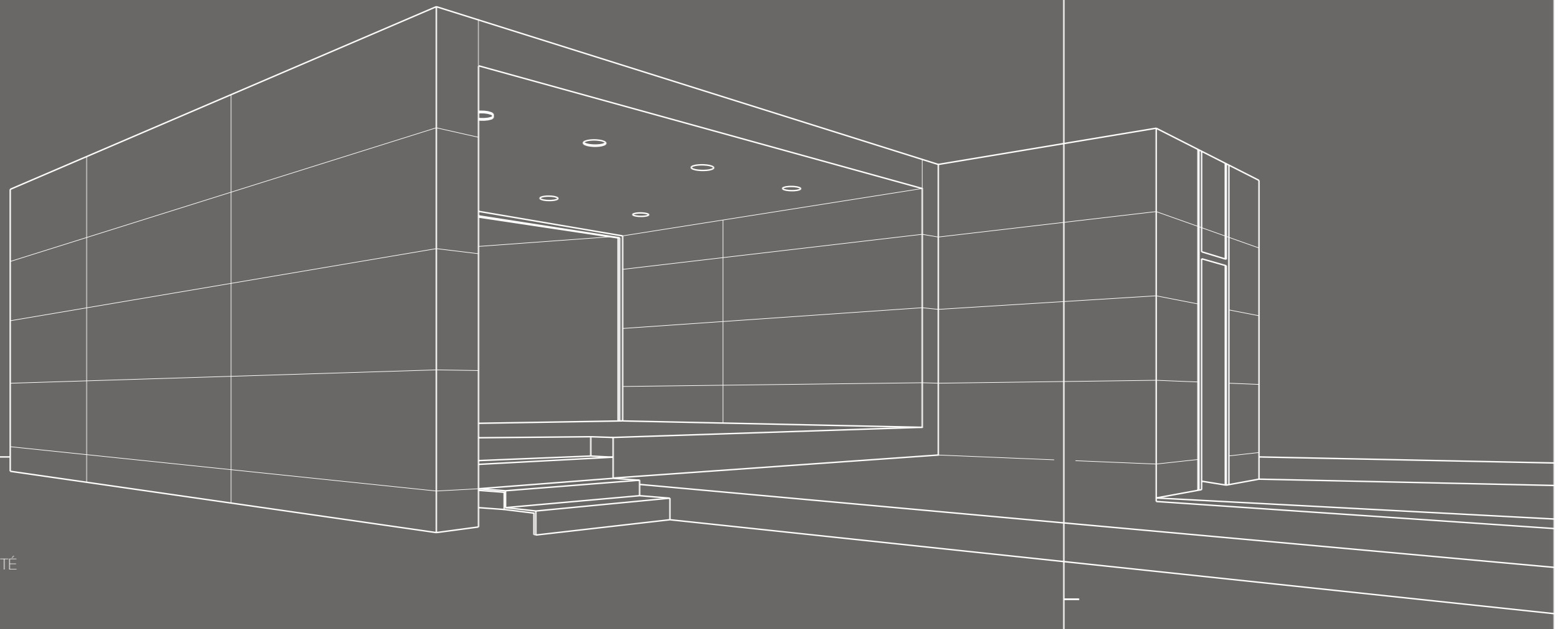
COLLECTIONS  
KOLLEKTIONEN

P66/69  
P70/71  
P72/75  
P76/77  
P78/79  
P80/81  
P82/85  
P86/87  
P88/89  
P90/93  
P94/95  
P96/97  
P98/99  
P100/103  
P104/107

BASIC  
BLUE STONE  
★ BRUNNO  
CALACATA  
CALACATA BOOK  
★ CARRARA  
CONCRETE  
★ CORALINA  
DUOMO  
★ ESPLENDOR  
ESTATUARIO  
ESTATUARIO BOOK  
INDUSTRIAL  
IRATI  
LAVA

MEDUSA  
MOMA ★  
NEXO  
ONICE  
ÓXIDO  
PALADIO  
PIRINEOS  
QUIRINAL  
SILK  
SUPREME  
TEMPO  
TITÁN  
TRAVERTINO  
WOOD

P108/109  
P110/113  
P114/117  
P118/119  
P120/121  
P122/123  
P124/127  
P128/129  
P130/133  
P134/135  
P136/139  
P140/143  
P144/145  
P146/147



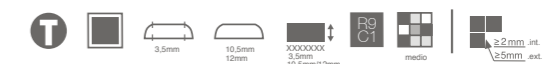
JOAN JOSEP  
**GENESTAR**

TITAN 3,5MM / 5,6MM / 10,5MM / 12MM

ESTUDIO STUDIO / ESPAIS DOS\_M / RESTAURANTE FUSION19 MALLORCA, ESPAÑA. RESTAURANT FUSION19 MALLORCA, SPAIN  
STUDIO ARCHITEKTURBÜRO / ESPAIS DOS\_M / RESTAURANT MALLORCA, ESPAGNE. RESTAURANT MALLORCA, SPAINEN

01


COVERLAM TITAN ANTRACITA 1000X3000 MM






TITAN

—  
ANTRACITA



TITAN

—  
CEMENTO



TITAN

—  
GRIS



ESTUDIO STUDIO / GRESFORD ARCHITECTS  
 VIVIENDA UNIFAMILIAR (PASSIVHAUS) CHIEVELEY, REINO UNIDO, SINGLE FAMILY HOUSE CHIEVELEY, UNITED KINGDOM  
 STUDIO ARCHITEKTURBÜRO / GRESFORD ARCHITECTS  
 LOGEMENT INDIVIDUEL (PASSIVHAUS) CHIEVELEY, ROYAUME-UNI, ENFAMILIENHAUS CHIEVELEY, GROSSBRITANNIEN

02 COVERLAM TITAN GRIS 1000x3000 MM

## TITAN<sup>3,5MM / 5,6MM / 10MM / 12MM</sup>

—  
1620X3240 MM | 12MM  
 CEMENTO S/R 88TI16S  
 ANTRACITA S/R 88TI66S

—  
1200X2600 MM | 3,5MM  
 CEMENTO 78TI-17 (60-10)  
 ANTRACITA 78TI-67 (60-10)  
 GRIS 78TI-37 (60-10)

—  
1200X1200 MM | 5,6MM  
 CEMENTO 80TI13E (93-30)  
 ANTRACITA 80TI63E (93-30)  
 GRIS 80TI33E (93-30)

—  
600X1200 MM | 5,6MM  
 CEMENTO 80TI14E (95-30)  
 ANTRACITA 80TI64E (95-30)  
 GRIS 80TI34E (95-30)

—  
1000X3000 MM | 10,5MM  
 CEMENTO S/R 84TI11S  
 ANTRACITA S/R 84TI61S

—  
1000X3000 MM | 5,6MM  
 CEMENTO 78TI11E (50-35)  
 ANTRACITA 78TI61E (50-35)  
 GRIS 78TI31E (50-35)

—  
1000X1000 MM | 5,6MM  
 CEMENTO 78TI13E (95-30)  
 ANTRACITA 78TI63E (95-30)  
 GRIS 78TI33E (95-30)

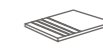
### COMBINA CON EL PORCELÁNICO

MATCHES PORCELAIN TILES

■ ↓ 10 MM / 11,3 MM



MULTIFORMATO  
 60X120 TITAN  
 60X60 TITAN



### PELDAÑO PORCELÁNICO

ROMO HUELLA

30X30 (12-80)

30X120 (20-13)



### PELDAÑO ESCUADRA

30X30 (13-87)

30X120 (20-80)



### PELDAÑO ESCUADRA ANG.

30X30 (20-80)

30X120 (20-80)



### RODAPIÉ

8X60 (12-46)