

Isolutions

RIVERSIDE

Isolutions

INTUITO &
SPERIMENTAZIONE
IDENTITÀ &
SAPERE
ISPIRAZIONE &
SAPORE
ISTANTANEAMENTE
SOLUZIONE
ISOLUTIONS
UN'AMPIEZZA DI
GAMMA ATTUALE
E VERSATILE
PER OGNI TUO
PROGETTO.

INTUITION &
EXPERIMENTATION
IDENTITY &
KNOWLEDGE
INSPIRATION &
FLAVOUR
INSTANTANEOUS
SOLUTION
ISOLUTIONS
A CONTEMPORARY,
VERSATILE AND
EXTENSIVE
RANGE FOR ALL
YOUR PROJECTS.

RIVERSIDE

UN PORTO DELL'ORIENTE,
UN CROCEVIA DI PERSONE
E DI NAVI, UN POSTO NEL
QUALE L'ARIA E L'ACQUA
FUNGONO DA PROTAGONISTI.
È DALLA LENTA EROSIONE
DELLE SUPERFICI CHE NASCE
IL CONCEPT PROGETTUALE
DI RIVERSIDE.
UN PROGETTO DI AMPIO
RESPIRO.

A GATEWAY TO THE ORIENT.
A BUSTLING HUB OF PEOPLE
AND SHIPS. A PLACE WHERE
WATER AND AIR ARE
ALL IMPORTANT.
THE INSPIRATION BEHIND
THE DESIGN CONCEPT FOR
RIVERSIDE IS THE SLOW
EROSION OF SURFACES.
A COLLECTION WITH
WIDE-REACHING APPEAL.



RIVESTIMENTO / WALL TILE



RIVERSIDE W
20X60 - 8"X24"




SQUARE 2
20X60 - 8"X24"

PAVIMENTO / FLOOR TILE



RIVERSIDE 156W
15X60 - 6"X24"



BATHROOM



RIVESTIMENTO / WALL TILE



RIVERSIDE W
20X60 - 8"X24"



DRIP 1
20X60 - 8"X24"

PAVIMENTO / FLOOR TILE



RIVERSIDE 156G
15X60 - 6"X24"

BATHROOM



BATHROOM



RIVESTIMENTO / WALL TILE



RIVERSIDE G
20X60 - 8"X24"



BRUSH W MIX
20X60 - 8"X24"

PAVIMENTO / FLOOR TILE



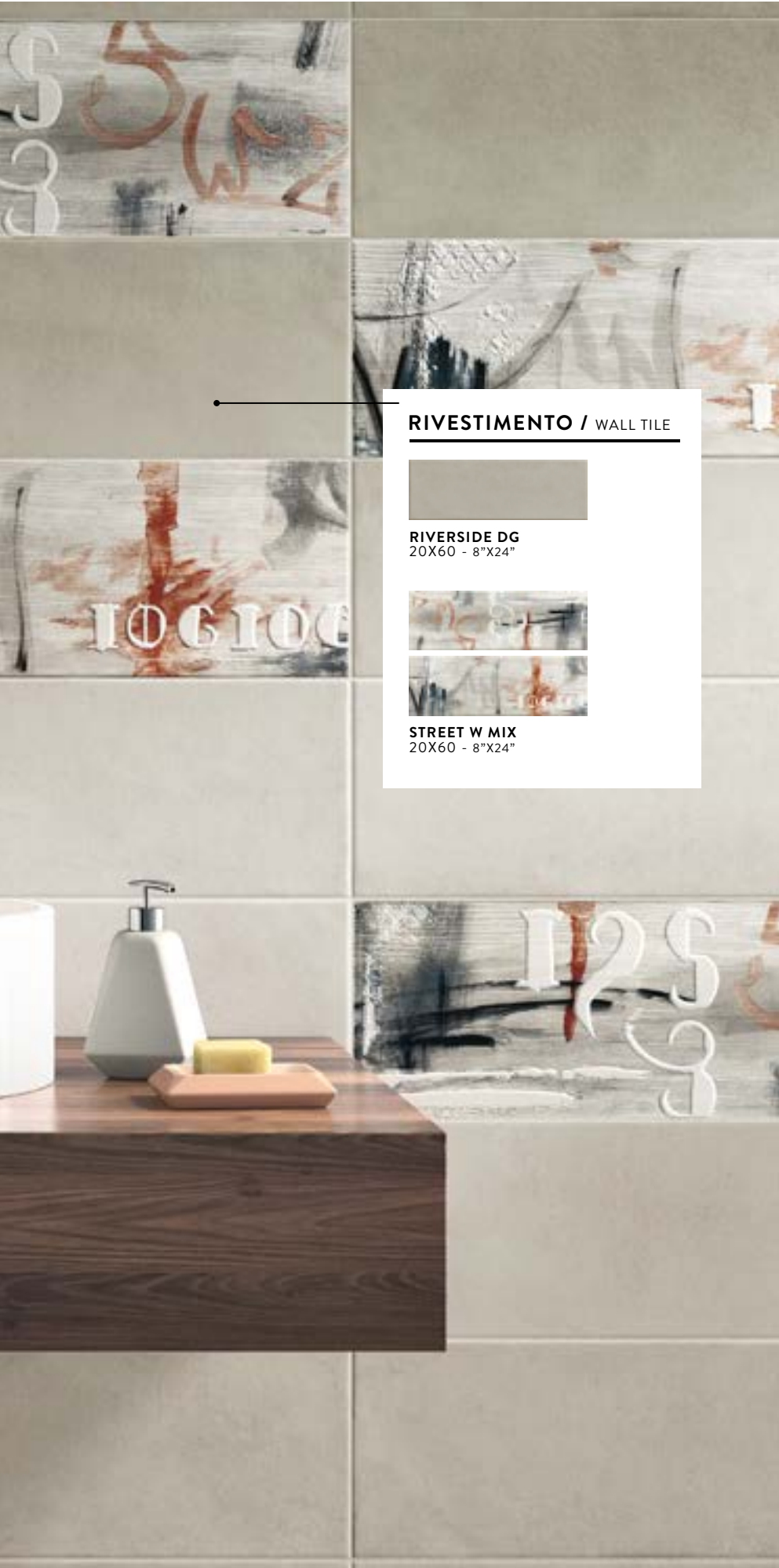
RIVERSIDE 156G
15X60 - 6"X24"

RIVESTIMENTO / WALL TILE



RIVERSIDE W
20X60 - 8"X24"





RIVESTIMENTO / WALL TILE




RIVERSIDE DG
20X60 - 8"X24"



STREET W MIX
20X60 - 8"X24"

BATHROOM

BATHROOM



RIVESTIMENTO / WALL TILE



RIVERSIDE T
20X60 - 8"X24"



PORTLAND A
20X60 - 8"X24"

PAVIMENTO / FLOOR TILE



RIVERSIDE 60A
60X60 - 24"X24"

KITCHEN



PAVIMENTO / FLOOR TILE



PORTLAND 60G
60X60 - 24"x24"



PAVIMENTO / FLOOR TILE



RIVERSIDE 60G
60X60 - 24"X24"

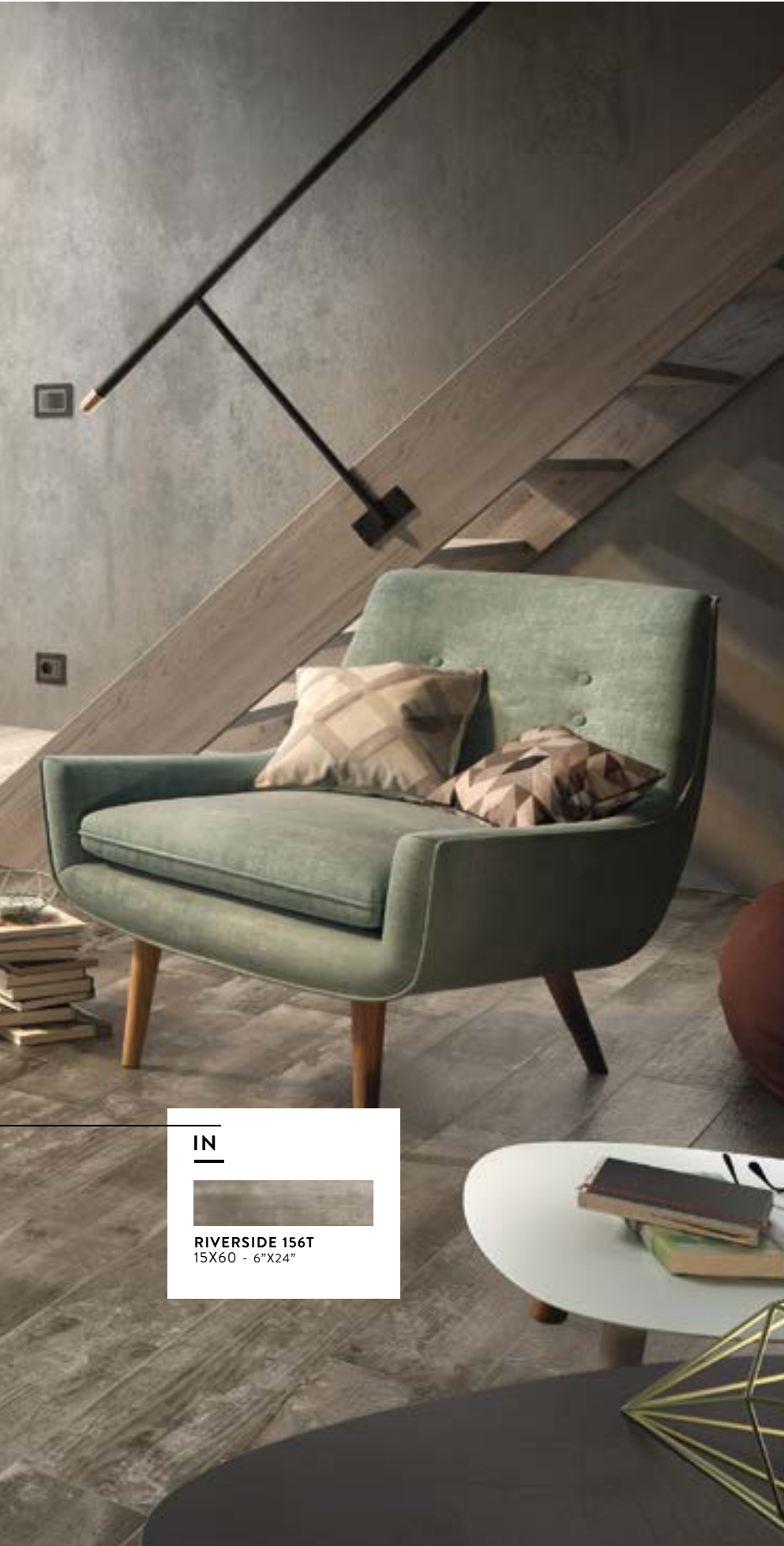


OUT



RIVERSIDE R36G
30X60 - 12"X24"





IN



RIVERSIDE 156T
15X60 - 6"X24"

**LIVING
IN & OUT**

LIVING





PAVIMENTO / FLOOR TILE



RIVERSIDE 60T
60X60 - 24"X24"



PAVIMENTO / FLOOR TILE




RIVERSIDE 156DG
15X60 - 6"X24"



COMMERCIAL

PAVIMENTO / FLOOR TILE




RIVERSIDE 60DG
60X60 - 24"X24"



RIVERSIDE DG




FORMATI / SIZE



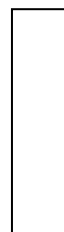
RIVERSIDE 60DG
60X60 - 24"X24"




RIVERSIDE 36DG
30X60 - 12"X24"



RIVERSIDE 45DG
45X45 - 18"X18"



RIVERSIDE 156DG
15X60 - 6"X24"

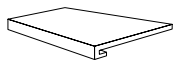


MK.RIVER 30DG
30X30 - 12"X12"

PEZZI SPECIALI / SPECIAL PIECES



RIVERSIDE BT60DG ▲
6X60 - 2.4"X24"




RIVERSIDE S60DG ▲
30X60 - 12"X24"




RIVERSIDE G



FORMATI / SIZE




RIVERSIDE 60G
60X60 - 24"X24"




RIVERSIDE 36G
30X60 - 12"X24"

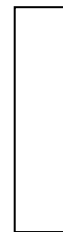
* R11




RIVERSIDE R36G
30X60 - 12"X24"



RIVERSIDE 45G
45X45 - 18"X18"

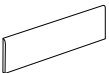


RIVERSIDE 156G
15X60 - 6"X24"

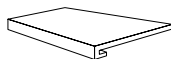


MK.RIVER 30G
30X30 - 12"X12"

PEZZI SPECIALI / SPECIAL PIECES



RIVERSIDE BT60G ▲
6X60 - 2.4"X24"




RIVERSIDE S60G ▲
30X60 - 12"X24"



RIVERSIDE W




FORMATI / SIZE



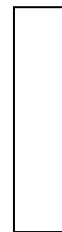
RIVERSIDE 60W
60X60 - 24"X24"



RIVERSIDE 36W
30X60 - 12"X24"



RIVERSIDE 45W
45X45 - 18"X18"



RIVERSIDE 156W
15X60 - 6"X24"

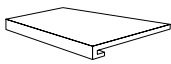


MK.RIVER 30W
30X30 - 12"X12"

PEZZI SPECIALI / SPECIAL PIECES



RIVERSIDE BT60W ▲
6X60 - 2.4"X24"




RIVERSIDE S60W ▲
30X60 - 12"X24"



RIVERSIDE A



FORMATI / SIZE




RIVERSIDE 60A
60X60 - 24"X24"




RIVERSIDE 36A
30X60 - 12"X24"

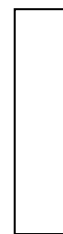
* R11



RIVERSIDE R36A
30X60 - 12"X24"



RIVERSIDE 45A
45X45 - 18"X18"



RIVERSIDE 156A
15X60 - 6"X24"

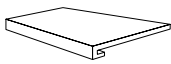


MK.RIVER 30A
30X30 - 12"X12"

PEZZI SPECIALI / SPECIAL PIECES



RIVERSIDE BT60A ▲
6X60 - 2.4"X24"




RIVERSIDE S60A ▲
30X60 - 12"X24"



RIVERSIDE T




FORMATI / SIZE




RIVERSIDE 60T
60X60 - 24"X24"



RIVERSIDE 36T
30X60 - 12"X24"



RIVERSIDE 45T
45X45 - 18"X18"

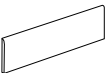


RIVERSIDE 156T
15X60 - 6"X24"

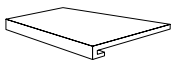


MK.RIVER 30T
30X30 - 12"X12"

PEZZI SPECIALI / SPECIAL PIECES



RIVERSIDE BT60T ▲
6X60 - 2.4"X24"



RIVERSIDE S60T ▲
30X60 - 12"X24"




PORTLAND G



PORTLAND A



FORMATI / SIZE



PORTLAND 60G
PORTLAND 60A
60X60 - 24"X24"



RIVERSIDE G



RIVERSIDE W



RIVERSIDE A



RIVERSIDEDEC G



RIVERSIDEDEC W



RIVERSIDEDEC A



PORTLAND G



PORTLAND W



PORTLAND A




RIVERSIDE DG



RIVERSIDE T

FORMATI / SIZE



20X60 - 8"X24"



SQUARE 1 ▲



SQUARE 2 ▲



DRIP 1 ▲



DRIP 2 ▲



BRUSH W MIX ▲



STREET W MIX ▲

CERTIFICAZIONI

CERTIFICATIONS

LA NATURA E LA TECNOLOGIA SI FONDONO PER DAR VITA A UN NUOVO CONCETTO DI CERAMICA CHE METTE AL CENTRO IL RAPPORTO TRA L'UOMO E L'AMBIENTE; UN BINOMIO INSCINDIBILE PER IL CONSEGUIMENTO CONSAPEVOLE DEI PRINCIPI DI ECO-EFFICIENZA AZIENDALE ED ECO-COMPATIBILITÀ AMBIENTALE SIGILLATO DA IMPORTANTI RICONOSCIMENTI.

NATURE AND TECHNOLOGY COMBINE TO GIVE BIRTH TO A NEW CONCEPT IN CERAMIC TILES WHICH PLACES THE RELATIONSHIP BETWEEN MAN AND THE ENVIRONMENT AT THE CENTRE; AN INSEPARABLE COMBINATION FOR THE CONSCIOUS ACHIEVEMENT OF ECO-EFFICIENT CORPORATE PRINCIPLES AS WELL AS THOSE OF ENVIRONMENTAL ECO-COMPATIBILITY, SEALED WITH IMPORTANT RECOGNITIONS.

ISO 14001

IL SISTEMA DI GESTIONE AMBIENTALE DI COOPERATIVA CERAMICA D'IMOLA - IN RIFERIMENTO ALLA NORMA UNI EN ISO 14001 - È STATO IMPOSTATO PERSEGUENDO I SEGUENTI PRINCIPI:

- SALVAGUARDIA DELL'AMBIENTE E DELLE RISORSE NATURALI.
- POLITICA ENERGETICA EFFICACE ED EFFICIENTE.
- RISPETTO PER L'ECOSISTEMA.

THE ENVIRONMENTAL MANAGEMENT SYSTEM OF COOPERATIVA CERAMICA D'IMOLA - IN REFERENCE TO THE UNI EN ISO 14001 NORMATIVE - WAS IMPOSED ON THE BASIS OF THE FOLLOWING PRINCIPLES:

- PROTECTION OF THE ENVIRONMENT AND OF NATURAL RESOURCES
- EFFICIENT AND EFFECTIVE ENERGY POLICY
- RESPECT FOR THE ECOSYSTEM.



ISO 9001

COOPERATIVA CERAMICA D'IMOLA HA OTTENUTO LA CERTIFICAZIONE DEL SISTEMA DI QUALITÀ IN RIFERIMENTO ALLA NORMA UNI EN ISO 9001, PER LA PROGETTAZIONE, PRODUZIONE E VENDITA DI PIASTRELLE CERAMICHE IN TUTTE LE TIPOLOGIE PRODUTTIVE.

L'IMPLEMENTAZIONE DI TALE SISTEMA HA I SEGUENTI OBIETTIVI:

- PERSEGUIRE, ATTRAVERSO UN'ADEGUATA GESTIONE DELLE RISORSE TECNICHE E IMPIANTISTICHE, IL CONTINUO MIGLIORAMENTO DEI PROCESSI PRODUTTIVI;
- GARANTIRE IL CORRETTO IMPIEGO, L'EFFICIENZA, L'ATTENDIBILITÀ ED AFFIDABILITÀ DEI RISULTATI DI MISURE E PROVE, ATTRAVERSO LA PIANIFICAZIONE DELLA MANUTENZIONE ED IL CONTROLLO DI IMPIANTI, APPARECCHIATURE E STRUMENTAZIONI;
- CONTRIBUIRE AL MIGLIORAMENTO DEL CONTESTO SOCIALE DI CUI È PARTE, NEL RISPETTO DELLE PERSONE E DELL'AMBIENTE IN CUI È INTEGRATA.

COOPERATIVA CERAMICA D'IMOLA HAS OBTAINED THE QUALITY SYSTEM CERTIFICATION, IN RELATION TO THE UNI EN ISO 9001 NORMATIVE, FOR THE DESIGN, PRODUCTION AND MARKETING OF CERAMIC TILES FOR ALL OF THE PRODUCTION TYPES.

IMPLEMENTATION OF THIS SYSTEM - IN RELATION TO THE UNI EN ISO 9001 NORMATIVE - HAS THE FOLLOWING OBJECTIVES:

- ACHIEVEMENT, THROUGH ADEQUATE MANAGEMENT OF THE TECHNICAL AND SYSTEM RESOURCES, OF THE ONGOING IMPROVEMENT OF THE PRODUCTION PROCESSES.
- GUARANTEE THE CORRECT USE, EFFICIENCY, RELIABILITY AND DEPENDABILITY OF THE RESULTS OF THE MEASUREMENTS AND TESTS THROUGH THE PLANNING OF THE MAINTENANCE AND THE CONTROL OF THE SYSTEMS, EQUIPMENT AND INSTRUMENTATION.
- CONTRIBUTE TO THE IMPROVEMENT OF THE SOCIAL CONTEXT OF WHICH IT IS PART AND IN TERMS OF THE PEOPLE AND THE ENVIRONMENT INTO WHICH IT IS INTEGRATED.



EMAS

COOPERATIVA CERAMICA D'IMOLA, ATTUANDO UNA PRECISA POLITICA AZIENDALE DI SVILUPPO SOSTENIBILE, HA OTTENUTO LA REGISTRAZIONE ECO-MANAGEMENT AND AUDIT SCHEME (EMAS), UN IMPORTANTE RICONOSCIMENTO A LIVELLO EUROPEO, RELATIVO AI SITI PRODUTTIVI, VOLTO AL CONTINUO MIGLIORAMENTO DEGLI STANDARD PRODUTTIVI E ALLA SENSIBILIZZAZIONE DI TUTTO IL PERSONALE SOTTO IL PROFILO DELLA SALVAGUARDIA AMBIENTALE.

THROUGH THE IMPLEMENTATION OF A PRECISE COMPANY POLICY ON SUSTAINABLE DEVELOPMENT, COOPERATIVA CERAMICA D'IMOLA HAS OBTAINED ECO-MANAGEMENT AND AUDIT SCHEME (EMAS) REGISTRATION. THIS IS AN IMPORTANT RECOGNITION ON A EUROPEAN LEVEL THAT AIM AT THE CONTINUOUS IMPROVEMENT OF PRODUCTION STANDARDS AND AWARENESS OF ALL OF ITS EMPLOYEES IN TERMS OF PROTECTING THE ENVIRONMENT. THE EMAS SYSTEM IS A VOLUNTARY AWARENESS FOR THOSE COMPANIES COMMITTED TO EVALUATING AND IMPROVING THEIR ENVIRONMENTAL EFFICIENCY THROUGH A MORE RESPONSIBLE CHOICE OF BUYING AND MANAGEMENT, A MORE CAREFUL USE OF AIR, WATER, TERRITORY, RAW MATERIALS AND ENERGY.



LEED

COOPERATIVA CERAMICA D'IMOLA È MEMBRO DEL GREEN BUILDING COUNCIL ITALIA, CHE OPERA PER LA DIFFUSIONE DEI CRITERI DEL MARCHIO LEED. LE PIASTRELLE, IN RELAZIONE ALLE CARATTERISTICHE E AL PROCESSO PRODUTTIVO CON CUI SONO REALIZZATE, POSSONO CONTRIBUIRE AD OTTENERE CREDITI L.E.E.D (LEADERSHIP IN ENERGY AND ENVIRONMENTAL DESIGN). IL LEED È UN SISTEMA DI CERTIFICAZIONE ENERGETICO - AMBIENTALE DEGLI EDIFICI CHE PREVEDE L'ATTRIBUZIONE DI UN PUNTEGGIO, ASSEGNATO IN FUNZIONE DELLA COMPROVATA CONFORMITÀ RISPETTO AD ALCUNI "CREDITI" PRESTABILITI. TALE CONTRIBUTO VA VALUTATO NEL TOTALE DEI MATERIALI UTILIZZATI NELL'EDIFICIO.








COOPERATIVA CERAMICA D'IMOLA IS A MEMBER OF THE GREEN BUILDING COUNCIL ITALIA, WHICH OPERATES FOR THE DIFFUSION OF THE LEED ACCREDITATION SYSTEM. IN RELATION TO THE CHARACTERISTICS AND PRODUCTION PROCESS IN WHICH THEY ARE MANUFACTURED, TILES CAN CONTRIBUTE TO OBTAINING L.E.E.D (LEADERSHIP IN ENERGY AND ENVIRONMENTAL DESIGN) CREDITS. LEED IS AN ENERGY-ENVIRONMENTAL ACCREDITATION SYSTEM FOR BUILDINGS AND IS CHARACTERISED BY A POINTS SYSTEM ATTRIBUTED ACCORDING TO THE VERIFIED CONFORMITY OF SEVERAL PRE-ESTABLISHED "CREDITS". THIS CONTRIBUTION IS EVALUATED OVER THE TOTAL OF MATERIALS USED IN THE BUILDING.



DATI TECNICI

TECHNICAL DATES

RIVERSIDE

		PEI ISO 10545-7	DIN 51130 (R)	DIN 51097 (A+B+C)	BOT 3000 (DCOF)	BCR REP. CEC 6/81		DM 14/89 N.236	
		CLASSE				G.A.	G.B.	C.A.	G.B.
	DG	4	R10	A	> 0,42	> 0,4	> 0,4	> 0,4	> 0,4
	G	4							
	W	5							
	A	4							
	T	4							
	RG	4	R11	A+B	> 0,42	> 0,4	> 0,4	> 0,4	> 0,4
	RA	4							

SIMBOLOGIA

SYMBOLS

INDICAZIONI D'USO

INDICATIONS FOR USE

 PAVIMENTO
FLOOR TILES

 RIVESTIMENTO
WALL TILES

STRUTTURA

STRUCTURE

 STRUTTURATO
SLATE CUT

STONALIZZAZIONE

SHADE VARIATION

 V2

▲ PRODOTTO VENDUTO UNICAMENTE A SCATOLA INTERA.
IL PRODOTTO NON IDENTIFICATO CON TALE SIMBOLO E' DA CONSIDERARSI IN VENDITA AL MQ.
PRODUCT SOLD ONLY IN COMPLETE BOXES.
IF THE PRODUCT IS NOT MARKED WITH THIS SYMBOL IT SHOULD BE CONSIDERED AS SOLD BY M².

DESTINAZIONI D'USO

SUGGESTED APPLICATIONS

 ABITAZIONI
DOMESTIC PURPOSE

 COMMERCIALE LEGGERO
TILES FOR LIGHT COMMERCIAL

 ESTERNI.
OUTDOOR FLOOR.

ASPETTO SUPERFICIALE

SURFACE LOOK

 OPACO
MATT

FINITURA

FINISH

 NATURALE
NATURAL

BORDO

FINISH

 DRITTO
STRAIGHT



IMOLACERAMICA.IT

A brand of
Cooperativa Ceramica d'Imola S.c.

Via V. Veneto, 13
40026 Imola (BO) Italia
Tel. +39 0542 601601
Fax +39 0542 31749
