

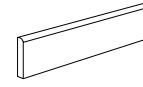
wengè -grigio



PEZZI SPECIALI
SPECIAL TRIMS

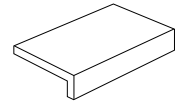
BATTISCOPIA BT + cod

7,5x60



ELEMENTO L EL + cod

15x60+5



ambientazione realizzata con: angelin pietra 15x60
setting made by: angelin pietra 15x60

listone anticato



S9343 bianco anticato

15x60 90

S9342 rovere sen

15x60 90

S9344 angelin pietra

15x60 90

S9343A bianco anticato antislip R11

15x60 45

S9342A rovere sen antislip R11

15x60 45

S9344A angelin pietra antislip R11

15x60 45



S9348 quercia 800

15x60 90

S9345 iroko

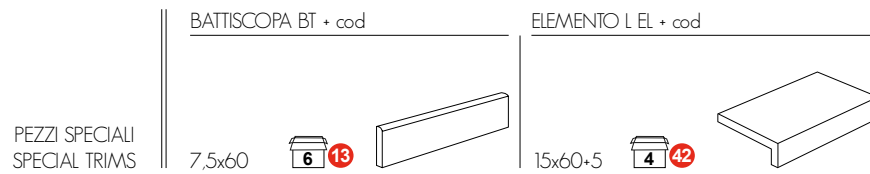
15x60 90

S9346 castagno

15x60 90

S9348A quercia 800 antislip R11

15x60 45



ambientazione realizzata con: sucupira 15x60 - fascia sucupira / quercia700 / quercia900 15x60
 setting made by: sucupira 15x60 - fascia sucupira / quercia700 / quercia900 15x60

listone anticato



S9341 wengè

15x60



S9349 quercia 900

15x60

S9349A quercia 900 antislip R11

15x60



S9347 quercia 700

15x60

DECORI:

* venduto solo a scatola - only full box



SFA9350 sucupira / quercia700 / quercia900

10x60



SFA9344 angelin pietra / iroko / castagno900

10x60



SFA9343 bianco anticato / rovere sen


10x60



SAF9350
angolo fascia




SAF9344
angolo fascia



SAF9343
angolo fascia

MOSAICO su rete 30x30:

* venduto solo a scatola - only full box



SMO1134 + codice colore

| SCATOLA | BOXES | KARTONS | BOITES |
|---------|-------|----------------|--------|
| f.to | pz | m ² | kg |
| 15x60 | 14 | 1,26 | 26,11 |

| PALETTE | PALLETS | PALETTES | PALLET |
|---------|---------|----------------|--------|
| f.to | sc | m ² | kg |
| 15x60 | 40 | 50,40 | 1.064 |