


CATÁLOGO GERAL .. GENERAL COLLECTION 2014/15



CATÁLOGO GERAL .. GENERAL COLLECTION 2014/15



A DOMINÓ - Indústrias Cerâmicas S.A. foi fundada em Setembro de 1988. Situada na região de Coimbra, no coração da zona cerâmica portuguesa, começou por se dedicar à produção de pavimentos em grés de pasta branca. Posteriormente, em 1998, complementou a sua actividade com a produção de azulejos para revestimento e de pavimento em porcelanato (Hardline).

A sua vasta gama de produtos vai desde a monocozedura, em pastas brancas, ao grés porcelânico esmaltado e ao grés porcelânico corado em massa. Dispõe de uma rede seleccionada de distribuidores a nível nacional e está presente em mais de 60 países, nos 5 continentes, através de uma sólida estrutura internacional.

Preparamos continuamente o futuro. O investimento constante nas mais avançadas tecnologias e a formação contínua da nossa equipa permitem-nos acreditar que somos um parceiro forte de negócios, prestando um serviço direccionado às reais necessidades dos mercados distribuidores de retalho, correspondendo às expectativas de um consumidor final cada vez mais exigente.


A inovação e o design são valores estruturais da nossa organização. Ao criar pavimentos e revestimentos cerâmicos distintos, de um nível elevado quer de qualidade quer de estética, pretendemos desempenhar um papel importante nos projectos de arquitectura e de design de interiores de hoje e de amanhã.

DOMINÓ - Indústrias Cerâmicas S.A. was founded in September 1988. Located in the region of Coimbra, in the heart of Portuguese ceramics, the company began by focusing on the manufacturing of floor tiles in white body ceramics. Later, in 1998, DOMINÓ complemented its activity with the manufacture of wall tiles and floor stoneware porcelain tiles (Hardline).

Our large range of products includes single fired ceramics, in white body, to glazed porcelain and glazed porcelain full color body. DOMINÓ has a national network of distributors and is present in more than 60 countries, in the five continents, through a solid international structure.

We are continuously preparing the future. Continuous investment in the most advanced technologies and training of our team, lead us to believe that we are a strong business partner, providing a service which takes into account the real needs of retail market distributors, meeting the growing demands and expectations of final consumers.

Innovation and design are structural values in our organization. By creating unique ceramic tiles with highest quality and aesthetic level, we aim at playing an important role in the architecture and interior design projects, today and tomorrow.



ÍNDICE .. INDEX



P titan 48
R traffic 38

R exotic 16

P buxy 24
R cosmic 32
R newstreet 4

R traffic 38

P buxy 24
R cosmic 32
R newstreet 4
R traffic 38

R exotic 16

R newstreet 4



P buxy 24
R newstreet 4
R traffic 38

P buxy 24
R newstreet 4
R traffic 38

P buxy 24
R newstreet 4
R titan 48
R traffic 38



D urban 54

D highlands 96
D mountain slate 86

D canyon 80
D castilha 108
D garland 74
D hard rock 62
D minnesota 70
D miramar 108
D multicolor slate 80
D pacific 66
D urban 54



D fragas 85
D garland 74
D hard rock 62
D java 90
D urban 54

D highlands 96
D jamaica 72
D pacific 66

D filadelfia 70
D garland 74
D hard rock 62
D highlands 96
D jamaica 72
D java 90
D jerez 111
D messines 102
D mountain slate 86
D multicolor slate 80
D pedras salgadas 106
D richmond 106
D rossio 110
D san marco 100
D santa fé 104

D rossio 110
D san marco 100
D santa fé 104

D garland 74
D mountain slate 86
D multicolor slate 80
D rossio 110
D santa fé 104



D altamira 226
D alter ego 213
D amazónia 166
D botticino 222
D imperial 220
D linea 143
D olimpo 157
D space 149



D cristal 114

D benicassim 116
D cádiz 117

D adlon 223
D alba 250
D alter ego 213
D alvito 120
D amazónia 166
D elvas 122
D ilustre 239
D koros 201



D linea 143
D olimpo 220
D pisanino 240
D quartz 217
D space 179



D alter ego 202
D diamond 134
D linea 150
D natura 252
D tailor 144



D altamira 226
D amazónia 164
D botticino 222
D imperial 218
D natura 252
D olimpo 218



D confort 126
D diamond 134
D hard rock 228
D natura 252
D sweet 158









D adlon 223
D alter ego 202
D amazónia 164
D concrete 186
D emotions 172
D ilustre 234
D linea 150
D minimal 256
D olimpo 218
D organic 180
D pisanino 240
D quartz 214
D sicília 256
D travertino 224
D tropicália 168




D alba 250
D andes 223
D bermuda 251
D fashion 190
D filadelfia 246
D hard rock 228
D koros 198
D mosaic 194
D pisanino 240
D salerno 258
D status 242
D travertino 224
D tropicália 168



D informação técnica 260

-  PORCELANATO VIDRADO PASTA CORADA
GLAZED PORCELAIN FULL COLOR BODY
PRESTIGE
-  GRÉS PORCELANATO VIDRADO
GLAZED PORCELAIN TILES
HARDLINE
-  PAVIMENTO GRÉS VIDRADO PASTA BRANCA
GLAZED WHITE BODY FLOOR TILES
-  REVESTIMENTO PASTA BRANCA
WHITE BODY WALL TILES
-  DECOR EM REDE
DECOR ON MESH
-  RECTIFICADO
RECTIFIED
-  ESPESSURA
THICKNESS
-  PRÉ-CORTE
PRE-CUT
-  RESISTÊNCIA À ABRASÃO
ABRASION RESISTANCE
-  RESISTÊNCIA AO ESCORREGAMENTO
ANTI-SLIP RESISTANCE
-  DESTONIFICAÇÃO
SHADING VARIATIONS
-  €/m²
PREÇO €/m²
PRICE €/sqm





ADVANCED CERAMICS

PRESTIGE .. PRESTIGE

PORCELANATO VIDRADO PASTA CORADA
GLAZED PORCELAIN FULL COLOR BODY

**ESPAÇO DE EVOLUÇÃO E MATERIALIZAÇÃO DO
DESEJO ONDE OS CONTRASTES E AS EMOÇÕES
DESPERTAM OS SENTIDOS**

A SPACE OF EVOLUTION AND MATERIALIZATION OF
DESIRE WHERE CONTRASTS AND EMOTIONS
AWAKEN OUR SENSES

**CATÁLOGO GERAL .. GENERAL COLLECTION
2014/15**


















NEWSTREET

newstreet




NIGHT




SMOKE




GREY



Newstreet Night NW99
60 x 60cm . 23,6" x 23,6" / C03
Newstreet Night NW98
59 x 59cm . 23,2" x 23,2" / C07



Newstreet Smoke NW59
60 x 60cm . 23,6" x 23,6" / C03
Newstreet Smoke NW58
59 x 59cm . 23,2" x 23,2" / C07



Newstreet Grey NW49
60 x 60cm . 23,6" x 23,6" / C03
Newstreet Grey NW48
59 x 59cm . 23,2" x 23,2" / C07




Newstreet Night NW96
30 x 60 cm . 11,8"x23,6" / C01
Newstreet Night NW97
29,4 x 59 cm . 11,6"x23,2" / C07




Newstreet Smoke NW56
30 x 60 cm . 11,8"x23,6" / C01
Newstreet Smoke NW57
29,4 x 59 cm . 11,6"x23,2" / C07




Newstreet Grey NW46
30 x 60 cm . 11,8"x23,6" / C01
Newstreet Grey NW47
29,4 x 59 cm . 11,6"x23,2" / C07



Newstreet Night NW95
45 x 45cm . 18" x 18" / C01



Newstreet Smoke NW55
45 x 45cm . 18" x 18" / C01



Newstreet Grey NW45
45 x 45cm . 18" x 18" / C01



Taco Newstreet Night TNW98
9,7 x 9,7cm . 3,9" x 3,9" / C17



Taco Newstreet Smoke TNW58
9,7 x 9,7cm . 3,9" x 3,9" / C17



Taco Newstreet Grey TNW48
9,7 x 9,7cm . 3,9" x 3,9" / C17







FOG



PEARL



Newstreet Fog NW19
60 x 60cm . 23,6" x 23,6" / C03
Newstreet Fog NW18
59 x 59cm . 23,2" x 23,2" / C07




Newstreet Pearl NW09
60 x 60cm . 23,6" x 23,6" / C03
Newstreet Pearl NW08
59 x 59cm . 23,2" x 23,2" / C07



Newstreet Fog NW16
30 x 60 cm . 11,8"x23,6" / C01
Newstreet Fog NW17
29,4 x 59 cm . 11,6"x23,2" / C07



Newstreet Pearl NW06
30 x 60 cm . 11,8"x23,6" / C01
Newstreet Pearl NW07
29,4 x 59 cm . 11,6"x23,2" / C07



Newstreet Fog NW15
45 x 45cm . 18" x 18" / C01



Newstreet Pearl NW05
45 x 45cm . 18" x 18" / C01



Taco Newstreet Fog TNW18
9,7 x 9,7cm . 3,9" x 3,9" / C17



Taco Newstreet Pearl TNW08
9,7 x 9,7cm . 3,9" x 3,9" / C17



PACKING LIST

formato (cm) size (cm)	espesura (mm) thickness (mm)	m ² / caixa sqm / box	m ² / pal sqm / pal	kg / pal kg / pal
59 x 59	10	1,04	33,28	750
29,4 x 59	9,3	1,21	38,72	870
9,7 x 9,7	9	0,56	62,72	1280
60 x 60	10	1,08	34,56	815
30 x 60	9,3	1,26	50,40	1020
45 x 45	9	1,00	68,00	1340







Mureto Newstreet 1 FMNW01
32,6 x 59cm . 12,8" x 23,2" / E56



Mureto Newstreet 2 FMNW02
32,6 x 59cm . 12,8" x 23,2" / E56



Decor Twenties NW10
60 x 60cm . 23,6" x 23,6" / C04

€/m²



Rodapé Newstreet Night RNW99
8 x 60cm . 3,1" x 23,6" / E16

Rodapé Newstreet Night RNW98
8 x 59cm . 3,1" x 23,2" / E16

Rodapé Newstreet Smoke RNW59
8 x 60cm . 3,1" x 23,6" / E16

Rodapé Newstreet Smoke RNW58
8 x 59cm . 3,1" x 23,2" / E16

Rodapé Newstreet Grey RNW49
8 x 60cm . 3,1" x 23,6" / E16

Rodapé Newstreet Grey RNW48
8 x 59cm . 3,1" x 23,2" / E16

Rodapé Newstreet Fog RNW19
8 x 60cm . 3,1" x 23,6" / E16

Rodapé Newstreet Fog RNW18
8 x 59cm . 3,1" x 23,2" / E16

Rodapé Newstreet Pearl RNW09
8 x 60cm . 3,1" x 23,6" / E16

Rodapé Newstreet Pearl RNW08
8 x 59cm . 3,1" x 23,2" / E16



Rodapé Newstreet Night RNW95
7,5 x 45cm . 3" x 18" / E08

Rodapé Newstreet Smoke RNW55
7,5 x 45cm . 3" x 18" / E08

Rodapé Newstreet Grey RNW45
7,5 x 45cm . 3" x 18" / E08

Rodapé Newstreet Fog RNW15
7,5 x 45cm . 3" x 18" / E08

Rodapé Newstreet Pearl RNW05
7,5 x 45cm . 3" x 18" / E08



Degrau Newstreet Night DNW97
29,4 x 59cm . 11,6" x 23,2" / E68

Degrau Newstreet Smoke DNW57
29,4 x 59cm . 11,6" x 23,2" / E68

Degrau Newstreet Grey DNW47
29,4 x 59cm . 11,6" x 23,2" / E68

Degrau Newstreet Fog DNW17
29,4 x 59cm . 11,6" x 23,2" / E68

Degrau Newstreet Pearl DNW07
29,4 x 59cm . 11,6" x 23,2" / E68







EXOTIC













Exotic Ash XT21
14,5 x 88,2cm . 5,7" x 34,7" / C12



Exotic Oak XT41
14,5 x 88,2cm . 5,7" x 34,7" / C12



Exotic Sucupira XT81
14,5 x 88,2cm . 5,7" x 34,7" / C12



Exotic Panga Panga XT91
14,5 x 88,2cm . 5,7" x 34,7" / C13



Taco Exotic Ash JLXT21
7,2 x 14,5cm . 2,8" x 14,5" / C21



Taco Exotic Oak JLXT41
7,2 x 14,5cm . 2,8" x 14,5" / C21



Taco Exotic Sucupira JLXT81
7,2 x 14,5cm . 2,8" x 14,5" / C21



Taco Exotic Panga Panga JLXT91
7,2 x 14,5cm . 2,8" x 14,5" / C21



Rodapé Exotic Ash RXT29
7,5 x 44cm . 3" x 17,3" / E10



Rodapé Exotic Oak RXT49
7,5 x 44cm . 3" x 17,3" / E10



Rodapé Exotic Sucupira RXT89
7,5 x 44cm . 3" x 17,3" / E10



Rodapé Exotic Panga Panga RXT99
7,5 x 44cm . 3" x 17,3" / E10



m²/cx 1,02

m²/pal 53,04

—

—

—

—

—

—

—

—

—

—

—

—

—

—

—

exotic 14,5 x 88,2

exotic 7,2 x 14,5









BUXY


buxy




BEIGE




STONE




Buxy Beige BX29
60 x 60cm . 23,6" x 23,6" / C03
Buxy Beige BX26
59 x 59cm . 23,2" x 23,2" / C07




Buxy Stone BX49
60 x 60cm . 23,6" x 23,6" / C03
Buxy Stone BX46
59 x 59cm . 23,2" x 23,2" / C07




Buxy Beige BX24
30 x 60 cm . 11,8"x23,6" / C01
Buxy Beige BX23
29,4 x 59 cm . 11,6"x23,2" / C07



Buxy Stone BX44
30 x 60 cm . 11,8"x23,6" / C01
Buxy Stone BX43
29,4 x 59 cm . 11,6"x23,2" / C07



Buxy Beige BX25
45 x 45cm . 18" x 18" / C01




Buxy Stone BX45
45 x 45cm . 18" x 18" / C01




PEARL



GREY



Buxy Pearl BX09
60 x 60cm . 23,6" x 23,6" / C03
Buxy Pearl BX06
59 x 59cm . 23,2" x 23,2" / C07




Buxy Grey BX19
60 x 60cm . 23,6" x 23,6" / C03
Buxy Grey BX16
59 x 59cm . 23,2" x 23,2" / C07




Buxy Pearl BX04
30 x 60 cm . 11,8"x23,6" / C01
Buxy Pearl BX03
29,4 x 59 cm . 11,6"x23,2" / C07



Buxy Grey BX14
30 x 60 cm . 11,8"x23,6" / C01
Buxy Grey BX13
29,4 x 59 cm . 11,6"x23,2" / C07



Buxy Pearl BX05
45 x 45cm . 18" x 18" / C01




Buxy Grey BX15
45 x 45cm . 18" x 18" / C01

PACKING LIST

formato (cm) size (cm)	spessura (mm) thickness (mm)	m ² / caixa sqm / box	m ² / pal sqm / pal	kg / pal kg / pal
59 x 59	10	1,04	33,28	750
29,4 x 59	9,3	1,21	38,72	870
60 x 60	10	1,08	34,56	815
30 x 60	9,3	1,26	50,40	1020
45 x 45	9	1,00	68,00	1340








Mosaico Buxy Beige EBX24
29,4 x 29,4cm . 11,6" x 11,6" / E25



Mosaico Buxy Stone EBX44
29,4 x 29,4cm . 11,6" x 11,6" / E25



Mosaico Buxy Pearl EBX04
29,4 x 29,4cm . 11,6" x 11,6" / E25



Mosaico Buxy Grey EBX14
29,4 x 29,4cm . 11,6" x 11,6" / E25



Listelo Buxy Stone LBX46
5 x 59cm . 2" x 23,2" / E16



Listelo Buxy Pearl LBX06
5 x 59cm . 2" x 23,2" / E16



Listelo Buxy Grey LBX16
5 x 59cm . 2" x 23,2" / E16



Listelo Vision Castanho LVS40
4 x 59 cm . 1,6"x23,2" / E39



Listelo Vision Cinza LVS10
4 x 59 cm . 1,6"x23,2" / E39



Listelo Vision Preto LVS90
4 x 59 cm . 1,6"x23,2" / E39



Listelo Magnum Laranja LUM80
2,5 x 59cm . 1" x 23,2" / E21



Listelo Magnum Vermelho LUM85
2,5 x 59cm . 1" x 23,2" / E21



Listelo Magnum Verde LUM60
2,5 x 59cm . 1" x 23,2" / E21



Rodapé Buxy Beige RBX29
8 x 60cm . 3,1" x 23,6" / E16

Rodapé Buxy Beige RBX26
8 x 59cm . 3,1" x 23,2" / E16

Rodapé Buxy Stone RBX49
8 x 60cm . 3,1" x 23,6" / E16

Rodapé Buxy Stone RBX46
8 x 59cm . 3,1" x 23,2" / E16

Rodapé Buxy Pearl RBX09
8 x 60cm . 3,1" x 23,6" / E16

Rodapé Buxy Pearl RBX06
8 x 59cm . 3,1" x 23,2" / E16

Rodapé Buxy Grey RBX19
8 x 60cm . 3,1" x 23,6" / E16

Rodapé Buxy Grey RBX16
8 x 59cm . 3,1" x 23,2" / E16



Rodapé Buxy Beige RBX25
7,5 x 45cm . 3" x 18" / E08

Rodapé Buxy Stone RBX45
7,5 x 45cm . 3" x 18" / E08

Rodapé Buxy Pearl RBX05
7,5 x 45cm . 3" x 18" / E08

Rodapé Buxy Grey RBX15
7,5 x 45cm . 3" x 18" / E08




Degrau Sulcado Buxy Beige DBX23
29,4 cm x 59 cm . 11,6"x23,2" / E29

Degrau Sulcado Buxy Stone DBX43
29,4 cm x 59 cm . 11,6"x23,2" / E29

Degrau Sulcado Buxy Pearl DBX03
29,4 cm x 59 cm . 11,6"x23,2" / E29

Degrau Sulcado Buxy Grey DBX13
29,4 cm x 59 cm . 11,6"x23,2" / E29



Degrau Sulcado Buxy Beige DBX25
45 x 45cm . 18" x 18" / E21

Degrau Sulcado Buxy Stone DBX45
45 x 45cm . 18" x 18" / E21

Degrau Sulcado Buxy Pearl DBX05
45 x 45cm . 18" x 18" / E21

Degrau Sulcado Buxy Grey DBX15
45 x 45cm . 18" x 18" / E21






COSMIC








PRETO




CINZA




BEGE




Cosmic Preto Semi-Polido CS97
59 cm x 59 cm . 23,2"x23,2" / C10




Cosmic Cinza Semi-Polido CS17
59 cm x 59 cm . 23,2"x23,2" / C10




Cosmic Bege Semi-Polido CS27
59 cm x 59 cm . 23,2"x23,2" / C10




Cosmic Preto Semi-Polido CS94
29,4 cm x 59 cm . 11,6"x23,2" / C10




Cosmic Cinza Semi-Polido CS14
29,4 cm x 59 cm . 11,6"x23,2" / C10




Cosmic Bege Semi-Polido CS24
29,4 cm x 59 cm . 11,6"x23,2" / C10




Mosaico Cosmic Preto ECS95
29,4 cm x 29,4 cm . 11,6"x11,6" / E50



Mosaico Cosmic Cinza ECS15
29,4 cm x 29,4 cm . 11,6"x11,6" / E50



Mosaico Cosmic Bege ECS25
29,4 cm x 29,4 cm . 11,6"x11,6" / E50



Decor Cosmic Preto ECS90
29,4 cm x 59 cm . 11,6"x23,2" / E75



Decor Cosmic Cinza ECS10
29,4 cm x 59 cm . 11,6"x23,2" / E75



Decor Cosmic Bege ECS20
29,4 cm x 59 cm . 11,6"x23,2" / E75



Listelo Vision Preto LVS90
4 x 59 cm . 1,6"x23,2" / E39



Listelo Vision Cinza LVS10
4 x 59 cm . 1,6"x23,2" / E39



Listelo Vision Castanho LVS40
4 x 59 cm . 1,6"x23,2" / E39



Rodapé Cosmic Preto RCS90
8 cm x 59 cm . 3,1"x23,2" / E18

Rodapé Cosmic Cinza RCS10
8 cm x 59 cm . 3,1"x23,2" / E18

Rodapé Cosmic Bege RCS20
8 cm x 59 cm . 3,1"x23,2" / E18



Degrau Sulcado Cosmic Preto DCS90
29,4 cm x 59 cm . 11,6"x23,2" / E34

Degrau Sulcado Cosmic Cinza DCS10
29,4 cm x 59 cm . 11,6"x23,2" / E34

Degrau Sulcado Cosmic Bege DCS20
29,4 cm x 59 cm . 11,6"x23,2" / E34


PACKING LIST

formato (cm) size (cm)	espessura (mm) thickness (mm)	m ² / caixa sqm / box	m ² / pal sqm / pal	kg / pal kg / pal
59 x 59	10,5	1,04	33,28	820
29,4 x 59	10,5	1,21	38,72	950















PRETO




CINZA



Traffic Soft Preto RF99
44 x 88,2 cm . 17,3"x34,7" / C11




Traffic Soft Cinza RF19
44 x 88,2 cm . 17,3"x34,7" / C11




Traffic Soft Preto URF96
60 x 60cm . 23,6" x 23,6" / C04

Traffic Soft Preto RF96
59 x 59cm . 23,2" x 23,2" / C08




Traffic Soft Cinza URF16
60 x 60cm . 23,6" x 23,6" / C04

Traffic Soft Cinza RF16
59 x 59cm . 23,2" x 23,2" / C08




Traffic Soft Preto RF91
30 x 60 cm . 11,8" x 23,6" / C01

Traffic Soft Preto RF93
29,4 x 59 cm . 11,6" x 23,2" / C08




Traffic Soft Cinza RF11
30 x 60 cm . 11,8" x 23,6" / C01

Traffic Soft Cinza RF13
29,4 x 59 cm . 11,6" x 23,2" / C08



Traffic Soft Preto URF95
45 x 45cm . 18" x 18" / C01

Traffic Soft Preto RF95
44 x 44cm . 17,3" x 17,3" / C05



Traffic Soft Cinza URF15
45 x 45cm . 18" x 18" / C01

Traffic Soft Cinza RF15
44 x 44cm . 17,3" x 17,3" / C05






CRAFT




BEGE




traffic



Traffic Soft Craft RF49
44 x 88,2 cm . 17,3"x34,7" / C11




Traffic Soft Bege RF29
44 x 88,2 cm . 17,3"x34,7" / C11




Traffic Soft Craft URF46
60 x 60cm . 23,6" x 23,6" / C04

Traffic Soft Craft RF46
59 x 59cm . 23,2" x 23,2" / C08




Traffic Soft Bege URF26
60 x 60cm . 23,6" x 23,6" / C04

Traffic Soft Bege RF26
59 x 59cm . 23,2" x 23,2" / C08




Traffic Soft Craft RF41
30 x 60 cm . 11,8"x23,6" / C01

Traffic Soft Craft RF43
29,4 x 59 cm . 11,6"x23,2" / C08




Traffic Soft Bege RF21
30 x 60 cm . 11,8"x23,6" / C01

Traffic Soft Bege RF23
29,4 x 59 cm . 11,6"x23,2" / C08



Traffic Soft Craft URF45
45 x 45cm . 18" x 18" / C01

Traffic Soft Craft RF45
44 x 44cm . 17,3" x 17,3" / C05



Traffic Soft Bege URF25
45 x 45cm . 18" x 18" / C01

Traffic Soft Bege RF25
44 x 44cm . 17,3" x 17,3" / C05



TRAFFIC

traffic




PRETO



CINZA




Traffic Intensive Preto RF98
44 x 88,2 cm . 17,3"x34,7" / C11




Traffic Intensive Cinza RF18
44 x 88,2 cm . 17,3"x34,7" / C11



Traffic Intensive Preto RF92
59 x 59cm . 23,2" x 23,2" / C08



Traffic Intensive Cinza RF12
59 x 59cm . 23,2" x 23,2" / C08



Traffic Intensive Preto RF94
44 x 44cm . 17,3" x 17,3" / C05



Traffic Intensive Cinza RF14
44 x 44cm . 17,3" x 17,3" / C05

traffic
intensive

traffic



Traffic Wall Preto RF97
29,4 x 59 cm . 11,6"x23,2" / C08



Traffic Wall Cinza RF17
29,4 x 59 cm . 11,6"x23,2" / C08


traffic
wall




CRAFT




BEGE




Traffic Intensive Craft RF48
44 x 88,2 cm . 17,3"x34,7" / C11



Traffic Intensive Bege RF28
44 x 88,2 cm . 17,3"x34,7" / C11



Traffic Intensive Craft RF42
59 x 59cm . 23,2" x 23,2" / C08



Traffic Intensive Bege RF22
59 x 59cm . 23,2" x 23,2" / C08



Traffic Intensive Craft RF44
44 x 44cm . 17,3" x 17,3" / C05



Traffic Intensive Bege RF24
44 x 44cm . 17,3" x 17,3" / C05



Traffic Wall Craft RF47
29,4 x 59 cm . 11,6"x23,2" / C08



Traffic Wall Bege RF27
29,4 x 59 cm . 11,6"x23,2" / C08



traffic
soft



Rodapé Traffic Soft Preto RRF96
8 x 60cm . 3,1 x 23,6" / E18

Rodapé Traffic Soft Preto RRF91
8 x 59cm . 3,1" x 23,2" / E18

Rodapé Traffic Soft Cinza RRF16
8 x 60cm . 3,1 x 23,6" / E18

Rodapé Traffic Soft Cinza RRF11
8 x 59cm . 3,1" x 23,2" / E18

Rodapé Traffic Soft Craft RRF46
8 x 60cm . 3,1 x 23,6" / E18

Rodapé Traffic Soft Craft RRF41
8 x 59cm . 3,1" x 23,2" / E18

Rodapé Traffic Soft Bege RRF26
8 x 60cm . 3,1 x 23,6" / E18

Rodapé Traffic Soft Bege RRF21
8 x 59cm . 3,1" x 23,2" / E18



Rodapé Traffic Soft Preto RRF95
7,5 x 45cm . 3" x 18" / E10

Rodapé Traffic Soft Preto RRF92
7,5 x 44cm . 3" x 17,3" / E10

Rodapé Traffic Soft Cinza RRF15
7,5 x 45cm . 3" x 18" / E10

Rodapé Traffic Soft Cinza RRF12
7,5 x 44cm . 3" x 17,3" / E10

Rodapé Traffic Soft Craft RRF45
7,5 x 45cm . 3" x 18" / E10

Rodapé Traffic Soft Craft RRF42
7,5 x 44cm . 3" x 17,3" / E10

Rodapé Traffic Soft Bege RRF25
7,5 x 45cm . 3" x 18" / E10

Rodapé Traffic Soft Bege RRF22
7,5 x 44cm . 3" x 17,3" / E10



Degrau Sulcado Traffic Soft Preto DRF95
44 x 44cm . 17,3" x 17,3" / E27

Degrau Sulcado Traffic Soft Cinza DRF15
44 x 44cm . 17,3" x 17,3" / E27

Degrau Sulcado Traffic Soft Craft DRF45
44 x 44cm . 17,3" x 17,3" / E27

Degrau Sulcado Traffic Soft Bege DRF25
44 x 44cm . 17,3" x 17,3" / E27

traffic
intensive



Rodapé Traffic Intensive Preto RRF94
7,5 x 44cm . 3" x 17,3" / E10

Rodapé Traffic Intensive Cinza RRF14
7,5 x 44cm . 3" x 17,3" / E10

Rodapé Traffic Intensive Craft RRF44
7,5 x 44cm . 3" x 17,3" / E10

Rodapé Traffic Intensive Bege RRF24
7,5 x 44cm . 3" x 17,3" / E10



Degrau Sulcado Traffic Intensive Preto DRF94
44 x 44cm . 17,3" x 17,3" / E27

Degrau Sulcado Traffic Intensive Cinza DRF14
44 x 44cm . 17,3" x 17,3" / E27


Degrau Sulcado Traffic Intensive Craft DRF44
44 x 44cm . 17,3" x 17,3" / E27

Degrau Sulcado Traffic Intensive Bege DRF24
44 x 44cm . 17,3" x 17,3" / E27







Fragas Xisto FG41
29,4 x 59cm . 11,6" x 23,2" / M22



Fragas Quartzo FG21
29,4 x 59cm . 11,6" x 23,2" / M22



Mosaico Traffic Preto ERF96
29,4 x 29,4cm . 11,6" x 11,6" / E34




Mosaico Traffic Cinza ERF16
29,4 x 29,4cm . 11,6" x 11,6" / E34




Mosaico Traffic Craft ERF46
29,4 x 29,4cm . 11,6" x 11,6" / E34



Mosaico Traffic Bege ERF26
29,4 x 29,4cm . 11,6" x 11,6" / E34



Decor Traffic 1 ERF11
29,4 x 29,4cm . 11,6" x 11,6" / E42



Decor Traffic 2 ERF22
29,4 x 29,4cm . 11,6" x 11,6" / E42



Listelo Vision Preto LVS90
4 x 59 cm . 1,6" x 23,2" / E39



Listelo Magnum Vermelho LUM85
2,5 x 59cm . 1" x 23,2" / E21



Listelo Vision Cinza LVS10
4 x 59 cm . 1,6" x 23,2" / E39



Listelo Magnum Laranja LUM80
2,5 x 59cm . 1" x 23,2" / E21



Listelo Vision Castanho LVS40
4 x 59 cm . 1,6" x 23,2" / E39



Listelo Magnum Verde LUM60
2,5 x 59cm . 1" x 23,2" / E21



fragas 29,4 x 59

traffic 29,4 x 29,4

PACKING LIST

formato (cm) size (cm)	espessura (mm) thickness (mm)	m ² / caixa sqm / box	m ² / pal sqm / pal	kg / pal kg / pal
44 x 88,2	10,5	1,16	31,32	760
59 x 59	10,5	1,04	33,28	820
44 x 44	9	0,97	64,02	1260
29,4 x 59	9,3	1,21	38,72	950
60 x 60	10,5	1,08	34,56	855
45 x 45	9	1,00	68,00	1340
30 x 60	9,3	1,26	50,40	1020







TITAN


titan




PRETO




CINZA




Titan Preto TI98
44 x 88,2cm . 17,3" x 34,7" / C11



Titan Cinza TI18
44 x 88,2cm . 17,3" x 34,7" / C11



Titan Preto TI93
30 x 60cm . 11,8" x 23,6" / C01



Titan Cinza TI13
30 x 60cm . 11,8" x 23,6" / C01

titan 30 x 30



Decor Titan Preto ETI93
30 x 30cm . 12" x 12" / E37



Decor Titan Cinza ETI13
30 x 30cm . 12" x 12" / E37






BEGE




BRANCO




titan




Titan Bege TI28
44 x 88,2cm . 17,3" x 34,7" / C11



Titan Branco TI08
44 x 88,2cm . 17,3" x 34,7" / C11



Titan Bege TI23
30 x 60cm . 11,8" x 23,6" / C01



Titan Branco TI03
30 x 60cm . 11,8" x 23,6" / C01



Decor Titan Bege ETI23
30 x 30cm . 12" x 12" / E37



Decor Titan Branco ETI03
30 x 30cm . 12" x 12" / E37



titan 30 x 30



Barra Uffizi BUF20
4,8 x 32,5cm . 1,9" x 12,8" / P32



Barra Pedra 1 BPD01
5 x 33,3 cm . 2" x 13,1" / P27



Rodapé Titan Preto RTI94
7,5 x 44cm . 3" x 17,3" / E08



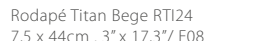
Listelo Uffizi LUF20
3 x 33cm . 1,2" x 13" / P30



Barra Pedra 2 BPD02
5 x 33,3 cm . 2" x 13,1" / P27



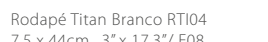
Rodapé Titan Cinza RTI14
7,5 x 44cm . 3" x 17,3" / E08



Rodapé Titan Bege RTI24
7,5 x 44cm . 3" x 17,3" / E08



Barra Albani 2 BPB22
5 x 25 cm . 2" x 9,8" / P28



Rodapé Titan Branco RTI04
7,5 x 44cm . 3" x 17,3" / E08

PACKING LIST

formato (cm) size (cm)	espessura (mm) thickness (mm)	m ² / caixa sqm / box	m ² / pal sqm / pal	kg / pal kg / pal
44 x 88,2	10,5	1,16	31,32	760
30 x 60	9,3	1,26	50,40	1020







ADVANCED CERAMICS

PORCELANATO .. PORCELAIN

GRÉS PORCELANATO VIDRADO
GLAZED PORCELAIN TILES

**A PROCURA INCESSANTE NA EVOLUÇÃO
PROPORCIONA O DETALHE E A EXCELÊNCIA
A MARCA HARDLINE REFLECTE ESTA ATITUDE**

RELENTLESS SEARCH THROUGH EVOLUTION
PROVIDES DETAIL AND EXCELLENCE
THE HARDLINE BRAND REFLECTS THIS ATTITUDE

**CATÁLOGO GERAL .. GENERAL COLLECTION
2014/15**









URBAN


urban




BLACK




ANTHRACITE




Urban Black UB90
60 x 60cm . 23,6" x 23,6" / M18 U2P3E3C2



Urban Anthracite UB13
60 x 60cm . 23,6" x 23,6" / M18 U2P3E3C2




Urban Black UB95
30 x 60cm . 11,8" x 23,6" / M14 U2P3E3C2



Urban Anthracite UB15
30 x 60cm . 11,8" x 23,6" / M14 U2P3E3C2



Urban Black UB94
45 x 45cm . 18" x 18" / M14 U2P3E3C2




Urban Anthracite UB16
45 x 45cm . 18" x 18" / M14 U2P3E3C2




LIGHT GREY



BEIGE



Urban Light Grey UB10
60 x 60cm . 23,6" x 23,6" / M18 U3P3E3C2




Urban Beige UB20
60 x 60cm . 23,6" x 23,6" / M18 U3P3E3C2




Urban Light Grey UB11
30 x 60cm . 11,8" x 23,6" / M14 U3P3E3C2



Urban Beige UB25
30 x 60cm . 11,8" x 23,6" / M14 U3P3E3C2



Urban Light Grey UB14
45 x 45cm . 18" x 18" / M14 U3P3E3C2





Urban Beige UB24
45 x 45cm . 18" x 18" / M14 U3P3E3C2

PACKING LIST


formato (cm) size (cm)	spessura (mm) thickness (mm)	m ² / caixa sqm / box	m ² / pal sqm / pal	kg / pal kg / pal
60 x 60	10	1,08	34,56	760
30 x 60	9,3	1,26	50,40	1020
45 x 45	9	1,00	68,00	1340

URBAN







Mosaico Urban Black EUB94
30 x 30cm . 11,8" x 11,8" / P25



Mosaico Urban Anthracite EUB16
30 x 30cm . 11,8" x 11,8" / P25




Mosaico Urban Light Grey EUB14
30 x 30cm . 11,8" x 11,8" / P25



Mosaico Urban Beige EUB24
30 x 30cm . 11,8" x 11,8" / P25



urban 30 x 30



Decor Époque UB91
60 x 60cm . 23,6" x 23,6" / M19

€/m²



Rodapé Urban Black RUB90
8 x 60cm . 3,1" x 23,6" / P13
Rodapé Urban Anthracite RUB13
8 x 60cm . 3,1" x 23,6" / P13
Rodapé Urban Light Grey RUB10
8 x 60cm . 3,1" x 23,6" / P13
Rodapé Urban Beige RUB20
8 x 60cm . 3,1" x 23,6" / P13



Rodapé Urban Black RUB94
7,5 x 45cm . 3" x 18" / P06
Rodapé Urban Anthracite RUB16
7,5 x 45cm . 3" x 18" / P06
Rodapé Urban Light Grey RUB14
7,5 x 45cm . 3" x 18" / P06
Rodapé Urban Beige RUB24
7,5 x 45cm . 3" x 18" / P06





HARD ROCK

hard rock




PRETO




CINZA ESCURO




CINZA CLARO




Hard Rock Preto HA95
45 x 45cm . 18"x18" / M15




Hard Rock Cinza Escuro HA17
45 x 45cm . 18"x18" / M15




Hard Rock Cinza Claro HA15
45 x 45cm . 18"x18" / M15



Hard Rock Preto HA96
30 x 60cm . 11,8"x23,6" / M15



Hard Rock Cinza Escuro HA18
30 x 60cm . 11,8"x23,6" / M15



Hard Rock Cinza Claro HA16
30 x 60cm . 11,8"x23,6" / M15



Hard Rock Preto HA90
33 x 33cm . 13"x13" / M11



Hard Rock Cinza Escuro HA13
33 x 33cm . 13"x13" / M11



Hard Rock Cinza Claro HA10
33 x 33cm . 13"x13" / M11

hard rock 22,5 x 45



Decor Hard Rock 1 EHA11
22,5 x 45cm . 8,8"x18" / P45



Decor Hard Rock 2 EHA22
22,5 x 45cm . 8,8"x18" / P45



Rodapé Hard Rock Preto RGHA95
7,5 x 45cm . 3"x18" / P06

Rodapé Hard Rock Cinza Escuro RGHA17
7,5 x 45cm . 3"x18" / P06

Rodapé Hard Rock Cinza Claro RGHA15
7,5 x 45cm . 3"x18" / P06

Rodapé Hard Rock Castanho RGHA45
7,5 x 45cm . 3"x18" / P06

Rodapé Hard Rock Bege RGHA25
7,5 x 45cm . 3"x18" / P06



Rodapé Hard Rock Preto R3HA90
7,5 x 33cm . 3"x13" / P03

Rodapé Hard Rock Cinza Escuro R3HA13
7,5 x 33cm . 3"x13" / P03

Rodapé Hard Rock Cinza Claro R3HA10
7,5 x 33cm . 3"x13" / P03

Rodapé Hard Rock Castanho R3HA40
7,5 x 33cm . 3"x13" / P03


Rodapé Hard Rock Bege R3HA20
7,5 x 33cm . 3"x13" / P03




CASTANHO




BEGE




Hard Rock Castanho HA45
45 x 45cm . 18"x18" / M15



Hard Rock Bege HA25
45 x 45cm . 18"x18" / M15



Hard Rock Castanho HA46
30 x 60cm . 11,8"x23,6" / M15



Hard Rock Bege HA26
30 x 60cm . 11,8"x23,6" / M15



Hard Rock Castanho HA40
33 x 33cm . 13"x13" / M11



Hard Rock Bege HA20
33 x 33cm . 13"x13" / M11



Barra Pedra 1 BPD01
5 x 33,3 cm . 2"x13,1" / P27



Barra Uffizi BUF20
4,8 x 32,5cm . 1,9"x12,8" / P32



Barra Pedra 2 BPD02
5 x 33,3 cm . 2"x13,1" / P27



Listelo Uffizi LUF20
3 x 33cm . 1,2"x13" / P30



Barra Albani 2 BPB22
5 x 25 cm . 2"x9,8" / P28

PACKING LIST

formato (cm) size (cm)	spessura (mm) thickness (mm)	m ² / caixa sqm / box	m ² / pal sqm / pal	kg / pal kg / pal
45 x 45	9	1,00	68,00	1340
30 x 60	9,3	1,26	50,40	1020
33 x 33	7,8	1,40	64,40	1080






Pacific Negro IF95
33 x 50 cm . 13,1"x19,7" / M14



Pacific Marron IF45
33 x 50 cm . 13,1"x19,7" / M14



Pacific Caqui IF65
33 x 50 cm . 13,1"x19,7" / M14



Pacific Cinza IF15
33 x 50 cm . 13,1"x19,7" / M14



Pacific Bege IF25
33 x 50 cm . 13,1"x19,7" / M14



m²/cx 1,50

m²/pal 48,00



Pacific Negro IF94
45 x 45 cm . 18"x18" / M14



Pacific Marron IF44
45 x 45 cm . 18"x18" / M14




Pacific Caqui IF64
45 x 45 cm . 18"x18" / M14



Rodapé Pacific Negro RGIF94
7,5 x 45 cm . 3"x18" / P06



Rodapé Pacific Marron RGIF44
7,5 x 45 cm . 3"x18" / P06




Rodapé Pacific Caqui RGIF64
7,5 x 45 cm . 3"x18" / P06




Pacific Cinza IF14
45 x 45 cm . 18"x18" / M14



Pacific Bege IF24
45 x 45 cm . 18"x18" / M14



Rodapé Pacific Cinza RGIF14
7,5 x 45 cm . 3"x18" / P06



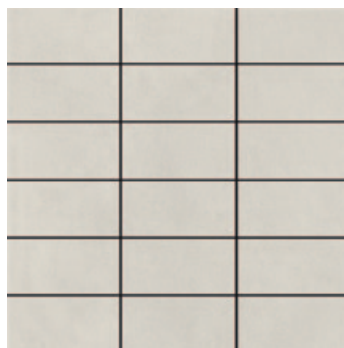
Rodapé Pacific Bege RGIF24
7,5 x 45 cm . 3"x18" / P06



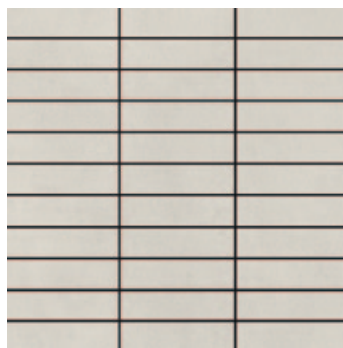
m²/cx 1,00

m²/pal 68,00





Decor Pacific 2 Cinza EIF14
45 x 45 cm . 18"x18" / P34
Decor Pacific 2 Bege EIF24
45 x 45 cm . 18"x18" / P34
Decor Pacific 2 Marron EIF44
45 x 45 cm . 18"x18" / P34
Decor Pacific 2 Caqui EIF64
45 x 45 cm . 18"x18" / P34
Decor Pacific 2 Negro EIF94
45 x 45 cm . 18"x18" / P34



Decor Pacific 1 Cinza EIF13
45 x 45 cm . 18"x18" / P39
Decor Pacific 1 Bege EIF23
45 x 45 cm . 18"x18" / P39
Decor Pacific 1 Marron EIF43
45 x 45 cm . 18"x18" / P39
Decor Pacific 1 Caqui EIF63
45 x 45 cm . 18"x18" / P39
Decor Pacific 1 Negro EIF93
45 x 45 cm . 18"x18" / P39



Barra Pacific 1 BIF13
12 x 45 cm . 4,7"x18" / P24



Barra Pacific 2 BIF23
12 x 45 cm . 4,7"x18" / P24



Taco Pacific 1 TDIF13
12 x 12 cm . 4,7"x4,7" / P24



Taco Pacific 2 TDIF23
12 x 12 cm . 4,7"x4,7" / P24





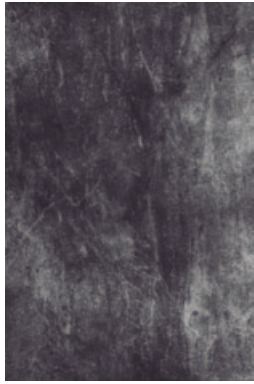
JAMAICA

jamaica 33 x 50



m²/cx
1,50

m²/pal
48,00



Jamaica Preto JI95
33 x 50 cm . 13"x19,7" / M15



Barra Jamaica Preto BJI93
5,2 x 33 cm . 2"x13" / P08



Jamaica Cinza JI15
33 x 50 cm . 13"x19,7" / M15



Barra Jamaica Cinza BJI13
5,2 x 33 cm . 2"x13" / P08



Jamaica Golden JI75
33 x 50 cm . 13"x19,7" / M15



Barra Jamaica Golden BJI73
5,2 x 33 cm . 2"x13" / P08



Jamaica Bege JI25
33 x 50 cm . 13"x19,7" / M15



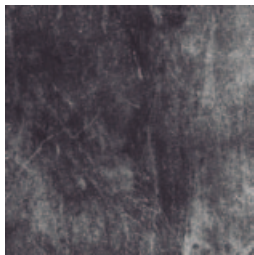
Barra Jamaica Bege BJI23
5,2 x 33 cm . 2"x13" / P08

jamaica 33 x 33



m²/cx
1,40

m²/pal
64,40



Jamaica Preto JI90
33 x 33 cm . 13"x13" / M12



Rodapé Jamaica Preto R3JI90
7,5 x 33 cm . 3"x13" / P03



Jamaica Cinza JI10
33 x 33 cm . 13"x13" / M12



Rodapé Jamaica Cinza R3JI10
7,5 x 33 cm . 3"x13" / P03



Jamaica Golden JI70
33 x 33 cm . 13"x13" / M12



Rodapé Jamaica Golden R3JI70
7,5 x 33 cm . 3"x13" / P03




Jamaica Bege JI20
33 x 33 cm . 13"x13" / M12



Rodapé Jamaica Bege R3JI20
7,5 x 33 cm . 3"x13" / P03


jamaica 33 x 33



Decor Jamaica Preto EJ190
33 x 33 cm . 13"x13" / P27



Decor Jamaica Cinza EJ110
33 x 33 cm . 13"x13" / P27



Decor Jamaica Bege/Golden EJ122
33 x 33 cm . 13"x13" / P31












GARLAND


garland




GREY




STONE




Garland Grey RL15
45 x 45cm . 18"x18" / M15



Garland Stone RL65
45 x 45cm . 18"x18" / M15



Garland Grey RL13
30 x 60cm . 11,8"x23,6" / M15



Garland Stone RL63
30 x 60cm . 11,8"x23,6" / M15



Garland Grey RL11
33 x 33cm . 13"x13" / M11



Garland Stone RL60
33 x 33cm . 13"x13" / M11



Garland Grey RL16
16,5 x 16,5cm
6,5"x6,5" / M18




Garland Stone RL66
16,5 x 16,5cm
6,5"x6,5" / M18

garland 33 x 33



Mosaico Garland Grey ERL11
33 x 33cm . 13"x13" / P26



Mosaico Garland Stone ERL60
33 x 33cm . 13"x13" / P26



Rodapé Garland Grey RRL11
7,5 x 33cm . 3"x13" / P03

Rodapé Garland Stone RRL60
7,5 x 33cm . 3"x13" / P03



Degrau Garland Grey DRL11
33 x 33cm . 13"x13" / P15

Degrau Garland Stone DRL60
33 x 33cm . 13"x13" / P15

PACKING LIST

formato (cm) size (cm)	espessura (mm) thickness (mm)	m ² / caixa sqm / box	m ² / pal sqm / pal	kg / pal kg / pal
45 x 45	9	1,00	68,00	1340
30 x 60	9,3	1,26	50,40	1020
33 x 33	7,8	1,40	64,40	1080
16,5 x 16,5	7,8	0,66	47,52	790










MULTICOLOR SLATE ~ CANYON

multicolor slate



SLATE



Multicolor Slate UR95
45 x 45cm . 18"x18" / M15



Multicolor Slate UR90
33 x 33cm . 13"x13" / M11



Multicolor Slate UR96
16,5 x 16,5cm . 6,5"x6,5" / M18

multicolor slate 33 x 33



Mosaico Multicolor Slate EUR90
33 x 33cm . 13"x13" / P30



Rodapé Multicolor Slate RUR90
7,5 x 33cm . 3"x13" / P03

canyon 45 x 45



Canyon Quartz NY25
45 x 45cm . 18"x18" / M13




Canyon Slate NY45
45 x 45cm . 18"x18" / M13





Fragas Quartzo FG20
30 x 60cm . 11,8" x 23,6" / M16



Fragas Xisto FG40
30 x 60cm . 11,8" x 23,6" / M16



Fragas Arenita FG80
30 x 60cm . 11,8" x 23,6" / M16



fragas 30 x 60

PACKING LIST

formato (cm) size (cm)	espessura (mm) thickness (mm)	m ² / caixa sqm / box	m ² / pal sqm / pal	kg / pal kg / pal
45 x 45	9	1,00	68,00	1340
30 x 60	9,3	1,26	50,40	1020
33 x 33	7,8	1,40	64,40	1080
16,5 x 16,5	7,8	0,66	47,52	790

MOUNTAIN SLATE





MOUNTAIN SLATE


mountain slate




IRON MOUNTAIN



TETON



Mountain Slate Iron Mountain LE95
50 x 50cm . 19,7"x19,7" / M18



Mountain Slate Teton LE65
50 x 50cm . 19,7"x19,7" / M18



Mountain Slate Iron Mountain LE90
33 x 33cm . 13"x13" / M12



Mountain Slate Teton LE60
33 x 33cm . 13"x13" / M12



Mountain Slate
Iron Mountain LE96
16,5 x 16,5cm
6,5"x6,5" / M18




Mountain Slate
Teton LE66
16,5 x 16,5cm
6,5"x6,5" / M18

mountain slate 33 x 33



Decor 1 Iron Mountain ELE91
33 x 33cm . 13"x13" / P39



Decor 1 Teton ELE61
33 x 33cm . 13"x13" / P39



Decor 1 Copper Hill ELE41
33 x 33cm . 13"x13" / P39



Decor 1 Denali ELE21
33 x 33cm . 13"x13" / P39



Rodapé Mountain Slate Iron Mountain R3LE90
7,5 x 33cm . 3"x13" / P03
Rodapé Mountain Slate Teton R3LE60
7,5 x 33cm . 3"x13" / P03
Rodapé Mountain Slate Copper Hill R3LE40
7,5 x 33cm . 3"x13" / P03
Rodapé Mountain Slate Denali R3LE20
7,5 x 33cm . 3"x13" / P03




COPPER HILL




DENALI



mountain slate



Mountain Slate Copper Hill LE45
50 x 50cm . 19,7"x19,7" / M18



Mountain Slate Denali LE25
50 x 50cm . 19,7"x19,7" / M18



Mountain Slate Copper Hill LE40
33 x 33cm . 13"x13" / M12




Mountain Slate Denali LE20
33 x 33cm . 13"x13" / M12



Mountain Slate
Copper Hill LE46
16,5 x 16,5cm
6,5"x6,5" / M18



Mountain Slate
Denali LE26
16,5 x 16,5cm
6,5"x6,5" / M18



Decor 2 Iron Mountain ELE92
33 x 33cm . 13"x13" / P41



Decor 2 Teton ELE62
33 x 33cm . 13"x13" / P41



Decor 2 Copper Hill ELE42
33 x 33cm . 13"x13" / P41



Decor 2 Denali ELE22
33 x 33cm . 13"x13" / P41



mountain slate 33 x 33

PACKING LIST

formato (cm) size (cm)	espesura (mm) thickness (mm)	m ² / caixa sqm / box	m ² / pal sqm / pal	kg / pal kg / pal
50 x 50	9,8	1,50	36,00	740
33 x 33	7,8	1,40	64,40	1080
16,5 x 16,5	7,8	0,66	47,52	790














Java Cream JV23
30 x 60cm . 11,8"x23,6" / M15



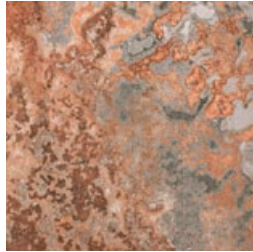
Java Navajo JV83
30 x 60cm . 11,8"x23,6" / M15




Java Lava JV93
30 x 60cm . 11,8"x23,6" / M15



Java Cream JV20
33 x 33cm . 13"x13" / M11



Java Navajo JV80
33 x 33cm . 13"x13" / M11



Java Lava JV90
33 x 33cm . 13"x13" / M11



Rodapé Java Cream RJV20
7,5 x 33cm . 3"x13" / P03




Rodapé Java Navajo RJV80
7,5 x 33cm . 3"x13" / P03




Rodapé Java Lava RJV90
7,5 x 33cm . 3"x13" / P03



Mosaico Java Cream EJV20
33 x 33cm . 13"x13" / P25



Mosaico Java Navajo EJV80
33 x 33cm . 13"x13" / P25



Mosaico Java Lava EJV90
33 x 33cm . 13"x13" / P25


 9,3 mm
 


 1,26
  50,40

java 30 x 60


 7,8 mm
 


 1,40
  64,40

java 33 x 33


 7,8 mm
 

java 33 x 33






HIGHLANDS

highlands




EBONY




OLIVE LEAF



RIVIERA GOLD



Highlands Ebony HL95
50 x 50cm . 19,7"x19,7" / M18



Highlands Olive Leaf HL65
50 x 50cm . 19,7"x19,7" / M18



Highlands Riviera Gold HL75
50 x 50cm . 19,7"x19,7" / M18



Highlands Ebony HL93
33 x 50 cm . 13"x19,7" / M16




Highlands Olive Leaf HL63
33 x 50 cm . 13"x19,7" / M16



Highlands Riviera Gold HL73
33 x 50 cm . 13"x19,7" / M16



Highlands Ebony HL90
33 x 33cm . 13"x13" / M12



Highlands Olive Leaf HL60
33 x 33cm . 13"x13" / M12




Highlands Riviera Gold HL70
33 x 33cm . 13"x13" / M12

highlands 33 x 33



Decor Highlands Ebony EHL90
33 x 33cm . 13"x13" / P28




Decor Highlands Olive Leaf EHL60
33 x 33cm . 13"x13" / P28



Decor Highlands Riviera Gold EHL70
33 x 33cm . 13"x13" / P28



Decor Highlands Beige EHL20
33 x 33cm . 13"x13" / P28




Decor Highlands White River EHL01
33 x 33cm . 13"x13" / P28




BEIGE




WHITE RIVER




Highlands Beige HL25
50 x 50cm . 19,7"x19,7" / M18



Highlands White River HL05
50 x 50cm . 19,7"x19,7" / M18



Highlands Beige HL23
33 x 50 cm . 13"x19,7" / M16



Highlands White River HL03
33 x 50 cm . 13"x19,7" / M16



Highlands Beige HL20
33 x 33cm . 13"x13" / M12



Highlands White River HL01
33 x 33cm . 13"x13" / M12



Rodapé Highlands Ebony R3HL90
7,5 x 33 cm . 3"x13" / P03
Rodapé Highlands Olive Leaf R3HL60
7,5 x 33 cm . 3"x13" / P03
Rodapé Highlands Riviera Gold R3HL70
7,5 x 33 cm . 3"x13" / P03
Rodapé Highlands Beige R3HL20
7,5 x 33 cm . 3"x13" / P03
Rodapé Highlands White River R3HL01
7,5 x 33 cm . 3"x13" / P03



Degrau Highlands Ebony 6DY3HL90
33 x 33cm . 13"x13" / P19
Degrau Highlands Olive Leaf 6DY3HL60
33 x 33cm . 13"x13" / P19
Degrau Highlands Riviera Gold 6DY3HL70
33 x 33cm . 13"x13" / P19
Degrau Highlands Beige 6DY3HL20
33 x 33cm . 13"x13" / P19
Degrau Highlands White River 6DY3HL01
33 x 33cm . 13"x13" / P19

PACKING LIST

formato (cm) size (cm)	espessura (mm) thickness (mm)	m ² / caixa sqm / box	m ² / pal sqm / pal	kg / pal kg / pal
50 x 50	9,5	1,50	36,00	760
33 x 50	9,5	1,50	48,00	960
33 x 33	9,5	1,09	50,14	1020

SAN MARCO





San Marco Castanho SM40 (1)
33 x 33 cm . 13"x13" / M11



San Marco Carmim SM70 (1)
33 x 33 cm . 13"x13" / M11



San Marco Bege SM20 (1)
33 x 33 cm . 13"x13" / M11



San Marco Castanho Plus SM49 (2) 
33 x 33 cm . 13"x13" / M12



San Marco Carmim Plus SM79 (2) 
33 x 33 cm . 13"x13" / M12




San Marco Bege Plus SM29 (2) 
33 x 33 cm . 13"x13" / M12



Barra San Marco Castanho SM43
16,5 x 33 cm . 6,5"x13" / M15



Barra San Marco Carmim SM73
16,5 x 33 cm . 6,5"x13" / M15




Barra San Marco Bege SM23
16,5 x 33 cm . 6,5"x13" / M15




Rodapé San Marco Castanho R3SM40
7,5 x 33 cm . 3"x13" / P03



Rodapé San Marco Carmim R3SM70
7,5 x 33 cm . 3"x13" / P03



Rodapé San Marco Bege R3SM20
7,5 x 33 cm . 3"x13" / P03



Ângulo San Marco 2 ABSM
15,5 x 15,5 cm . 6,1"x6,1" / P17



Flecha San Marco 2 FMSM2
15,5 x 33 cm . 6,1"x13" / P19



Flecha San Marco 3 FMSM3
15,5 x 33 cm . 6,1"x13" / P19



Ângulo San Marco 1 AQSM1
12,5 x 12,5 cm . 4,9"x4,9" / P17



Flecha San Marco 1 FMSM1
12,5 x 33 cm . 4,9"x13" / P19



m²/cx 1,40

m²/pal 64,40



m²/cx 0,66

m²/pal 47,52

MESSINES

messines 33 x 33



m²/cx
1,40

m²/pal
64,40



Messines Cotto SS82 (1) / M10
Messines Cotto Plus SS89 (2) / M11
33 x 33 cm . 13"x13"



Messines Castanho SS42 (1)
33 x 33 cm . 13"x13" / M10



Messines Bege SS22 (1)
33 x 33 cm . 13"x13" / M10



Rodapé Messines Cotto R3SS82
7,5 x 33 cm . 3"x13" / P03



Rodapé Messines Castanho R3SS42
7,5 x 33 cm . 3"x13" / P03




Rodapé Messines Bege R3SS22
7,5 x 33 cm . 3"x13" / P03



Barra Messines Cotto BME80
16,5 x 33 cm . 6,5"x13" / P20



Ângulo Messines
Cotto AME80
16,5 x 16,5 cm . 6,5"x6,5" / P19





SANTA FÉ

santa fé 33 x 33
16,5 x 33



Santa Fé Verde TF60
33 x 33 cm . 13"x13" / M13



Santa Fé Castanho TF40
33 x 33 cm . 13"x13" / M13



Santa Fé Dourado TF70
33 x 33 cm . 13"x13" / M13



Santa Fé Bege TF20
33 x 33 cm . 13"x13" / M13



Santa Fé Branco TF01
33 x 33 cm . 13"x13" / M13



m²/cx
1,09
1,20

m²/pal
50,14
43,20



Santa Fé Verde TF63
16,5 x 33 cm . 6,5"x13" / M16



Santa Fé Castanho TF43
16,5 x 33 cm . 6,5"x13" / M16



Santa Fé Dourado TF73
16,5 x 33 cm . 6,5"x13" / M16



Santa Fé Bege TF23
16,5 x 33 cm . 6,5"x13" / M16



Santa Fé Branco TF03
16,5 x 33 cm . 6,5"x13" / M16




santa fé 33 x 33



m²/cx
1,40

m²/pal
64,40



Santa Fé Verde TF66
16,5 x 16,5 cm . 6,5"x6,5" / M19



Santa Fé Castanho TF46
16,5 x 16,5 cm . 6,5"x6,5" / M19



Santa Fé Dourado TF76
16,5 x 16,5 cm . 6,5"x6,5" / M19



Santa Fé Bege TF26
16,5 x 16,5 cm . 6,5"x6,5" / M19



Santa Fé Branco TF06
16,5 x 16,5 cm . 6,5"x6,5" / M19



Rodapé Santa Fé Verde R3TF60
7,5 x 33 cm . 3"x13" / P03



Rodapé Santa Fé Castanho R3TF40
7,5 x 33 cm . 3"x13" / P03



Rodapé Santa Fé Dourado R3TF70
7,5 x 33 cm . 3"x13" / P03



Rodapé Santa Fé Bege R3TF20
7,5 x 33 cm . 3"x13" / P03



Rodapé Santa Fé Branco R3TF01
7,5 x 33 cm . 3"x13" / P03



Taco Decorado Verde TATF60
16,5 x 16,5 cm . 6,5"x6,5" / P11



Taco Decorado Castanho TATF40
16,5 x 16,5 cm . 6,5"x6,5" / P11



Taco Decorado Dourado TATF70
16,5 x 16,5 cm . 6,5"x6,5" / P11




Taco Decorado Bege TATF20
16,5 x 16,5 cm . 6,5"x6,5" / P11

Taco Decorado Branco TATF01
16,5 x 16,5 cm . 6,5"x6,5" / P11







Pedras Salgadas Cinza PG10
33 x 33 cm . 13"x13" / M12



Pedras Salgadas Bege PG20
33 x 33 cm . 13"x13" / M12



m²/cx 1,40

m²/pal 64,40

pedras salgadas 33 x 33



Richmond Beige RH20
33 x 33 cm . 13"x13" / M10 



Richmond Noche RH40
33 x 33 cm . 13"x13" / M10



Richmond Laranja RH80
33 x 33 cm . 13"x13" / M10



m²/cx 1,40

m²/pal 64,40

richmond 33 x 33

CASTILHA ~ MIRAMAR

castilha - miramar 45 x 45



Castilha Rosso CT44
45 x 45 cm . 18"x18" / M12



Castilha Bege CT24
45 x 45 cm . 18"x18" / M12



m²/cx
1,00

m²/pal
68,00



Miramar Cotto RA84
45 x 45 cm . 18"x18" / M12




Miramar Creme RA24
45 x 45 cm . 18"x18" / M12





ROSSIO

rossio 33 x 33




Rossio Preto RS91
33 x 33 cm . 13"x13" / M11



Rossio Branco RS01
33 x 33 cm . 13"x13" / M10



rossio 16,5 x 33



Rossio Preto RS93
16,5 x 33 cm . 6,5"x13" / M16



Rossio Branco RS03
16,5 x 33 cm . 6,5"x13" / M16



rossio 16,5 x 16,5



Rossio Preto RS96
16,5 x 16,5 cm . 6,5"x6,5" M18



Rossio Branco RS06
16,5 x 16,5 cm . 6,5"x6,5" M18





Jerez Castanho JZ43
33 x 33 cm . 13"x13" / M10



Jerez Cinza JZ13
33 x 33 cm . 13"x13" / M10



Jerez Bege JZ23
33 x 33 cm . 13"x13" / M10



m² / cx
1,40

m² / pal
64,40

Jerez 33 x 33







ADVANCED CERAMICS

PAVIMENTO .. FLOOR TILES

PAVIMENTO GRÉS VIDRADO PASTA BRANCA
GLAZED WHITE BODY FLOOR TILES

EM CADA MOVIMENTO, A CADA PASSO
SENTIMOS E PARTILHAMOS NOVAS EMOÇÕES
ESCOLHEMOS E DESPERTAMOS NOVAS SENSações

IN EACH MOVEMENT, AT EACH STEP
WE FEEL AND SHARE NEW EMOTIONS
WE CHOOSE AND ROUSE NEW SENSATIONS

CATÁLOGO GERAL .. GENERAL COLLECTION
2014/15





Cristal Carrara RT01
60 x 60cm . 23,6"x23,6" / M18



Rodapé Cristal Carrara RRT01
8 x 60cm . 3,1" x 23,6" / P13



Cristal Marfil RT20
60 x 60cm . 23,6"x23,6" / M18



Rodapé Cristal Marfil RRT20
8 x 60cm . 3,1" x 23,6" / P13



m²/cx
1,08

m²/pal
34,56

cristal 60 x 60

BENICASSIM

benicassim 45 x 45



Benicassim Rosso BI84
45 x 45 cm . 18"x18" / M10



Rodapé Benicassim Rosso RGBI84
7,5 x 45 cm . 3"x18" / P06

m²/cx
1,00

m²/pal
68,00



Benicassim Creme BI24
45 x 45 cm . 18"x18" / M10



Rodapé Benicassim Creme RGBI24
7,5 x 45 cm . 3"x18" / P06



Flecha Benicassim FGBI24
18 x 45 cm . 7,1"x18" / P21



Ângulo Benicassim ABI24
18 x 18 cm . 7,1"x7,1" / P21





Cádiz Marfil CZ21
45 x 45 cm . 18"x18" / M10



Rodapé Cádiz Marfil RGCZ21
7,5 x 45 cm . 3"x18" / P06



Cádiz Bege CZ24
45 x 45 cm . 18"x18" / M10



Rodapé Cádiz Bege RGCZ24
7,5 x 45 cm . 3"x18" / P06



Cádiz Castanho CZ44
45 x 45 cm . 18"x18" / M10



Rodapé Cádiz Castanho RGCZ44
7,5 x 45 cm . 3"x18" / P06



Cádiz Rosso CZ84
45 x 45 cm . 18"x18" / M10



Rodapé Cádiz Rosso RGCZ84
7,5 x 45 cm . 3"x18" / P06



Barra Cádiz BCZ21
22,5 x 45 cm . 9"x18" / P23



Ângulo Cádiz ACZ21
22,5 x 22,5 cm . 9"x9" / P21



m² /cx 1,00

m² /pal 68,00

cádiz 45 x 45



TERRA

terra 33,3 x 33,3



Terra Castanho TA44
33,3 x 33,3 cm . 13,1"x13,1" / M08



Rodapé Terra Castanho R3TA44
7,5 x 33,3 cm . 3"x13,1" / P03




Terra Laranja TA74
33,3 x 33,3 cm . 13,1"x13,1" / M08



Rodapé Terra Laranja R3TA74
7,5 x 33,3 cm . 3"x13,1" / P03



Terra Bege TA24
33,3 x 33,3 cm . 13,1"x13,1" / M08



Rodapé Terra Bege R3TA24
7,5 x 33,3 cm . 3"x13,1" / P03



Terra Creme TA22
33,3 x 33,3 cm . 13,1"x13,1" / M08



Rodapé Terra Creme R3TA22
7,5 x 33,3 cm . 3"x13,1" / P03



Degrau Terra Castanho D3TA44
33,3 x 33,3 cm . 13,1"x13,1" / P15



Degrau Terra Laranja D3TA74
33,3 x 33,3 cm . 13,1"x13,1" / P15



Degrau Terra Bege D3TA24
33,3 x 33,3 cm . 13,1"x13,1" / P15



Degrau Terra Creme D3TA22
33,3 x 33,3 cm . 13,1"x13,1" / P15



Barra Candal B3CN
16,5 x 33,3 cm . 6,5"x13,1" / P17



Barra Alegria B3AG
16,5 x 33,3 cm . 6,5"x13,1" / P17



Taco Candal TACN
16,5 x 16,5 cm . 6,5"x6,5" / P16



Taco Alegria TAAG
16,5 x 16,5 cm . 6,5"x6,5" / P16



Flecha Terra 2 F8TA2
15,5 x 30 cm . 6,1"x11,8" / P15



Ângulo Terra 2 A7TA2
15,5 x 30 cm . 6,1"x11,8" / P15



Flecha Terra 1 F8TA1
15,5 x 30 cm . 6,1"x11,8" / P15



Ângulo Terra 1 A7TA1
15,5 x 15,5 cm . 6,1"x6,1" / P15

m²/cx
1,55

m²/pal
71,30







Alvito Ocre AI43
33,3 x 33,3 cm . 13,1"x13,1" / M07



Alvito Pedra AI13
33,3 x 33,3 cm . 13,1"x13,1" / M07



Alvito Natura AI23
33,3 x 33,3 cm . 13,1"x13,1" / M07



Rodapé Alvito Ocre R3AI43
7,5 x 33,3 cm . 3"x13,1" / P03



Rodapé Alvito Pedra R3AI13
7,5 x 33,3 cm . 3"x13,1" / P03



Rodapé Alvito Natura R3AI23
7,5 x 33,3 cm . 3"x13,1" / P03



Barra Alvito Ocre BAI43
16,5 x 33,3 cm . 6,5"x13,1" / P14



Barra Alvito Pedra BAI13
16,5 x 33,3 cm . 6,5"x13,1" / P14



Barra Alvito Natura BAI23
16,5 x 33,3 cm . 6,5"x13,1" / P14



m²/cx
1,55

m²/pal
71,30

ELVAS

elvas 33,3 x 33,3



m²/cx
1,55

m²/pal
71,30



Elvas Cotto LV80
33,3 x 33,3 cm . 13,1"x13,1" / M07



Rodapé Elvas Cotto R3LV80
7,5 x 33,3 cm . 3"x13,1" / P03



Elvas Castanho LV40
33,3 x 33,3 cm . 13,1"x13,1" / M07



Rodapé Elvas Castanho R3LV40
7,5 x 33,3 cm . 3"x13,1" / P03



Elvas Bege LV20
33,3 x 33,3 cm . 13,1"x13,1" / M07



Rodapé Elvas Bege R3LV20
7,5 x 33,3 cm . 3"x13,1" / P03



Barra Elvas Cotto BEV80
16,5 x 33,3 cm . 6,5"x13,1" / P17



Taco Elvas Cotto TAEV80
16,5 x 16,5 cm . 6,5"x6,5" / P12



Barra Elvas Castanho BEV40
16,5 x 33,3 cm a. 6,5"x13,1" / P17



Taco Elvas Castanho TAEV40
16,5 x 16,5 cm . 6,5"x6,5" / P12



Barra Elvas Bege BEV20
16,5 x 33,3 cm . 6,5"x13,1" / P17



Taco Elvas Bege TAEV20
16,5 x 16,5 cm . 6,5"x6,5" / P12









ADVANCED CERAMICS

REVESTIMENTO .. WALL TILES

REVESTIMENTO PASTA BRANCA
WHITE BODY WALL TILES

SENTIR O DETALHE EM CADA MOVIMENTO
SENTIR O ESPAÇO EM CADA OLHAR
SENTIR NOVAS FORMAS DE EXPRESSÃO

FEEL DETAIL IN EACH MOVEMENT
FEEL SPACE IN EACH GLANCE
FEEL NEW FORMS OF EXPRESSION

CATÁLOGO GERAL .. GENERAL COLLECTION
2014/15










CONFORT

confort 20 x 60




m²/cx
0,96

m²/pal
46,08



Natura Branco Mate NT03R
20 x 60 cm . 7,9"x23,6" / R16



Confort Pergamon FO20R
20 x 60 cm . 7,9"x23,6" / R16



Confort Light Grey FO10R
20 x 60 cm . 7,9"x23,6" / R17



Confort Beige FO27R
20 x 60 cm . 7,9"x23,6" / R17




Confort Dark Grey FO17R
20 x 60 cm . 7,9"x23,6" / R17



Confort Clay FO40R
20 x 60 cm . 7,9"x23,6" / R17




Decor Lovely Grey EXA12
20 x 60 cm . 7,9"x23,6" / P55



Confort Line White FO01R
20 x 60 cm . 7,9"x23,6" / R17

€/m²




Confort Line Pergamon FO21R
20 x 60 cm . 7,9"x23,6" / R17

€/m²



Decor Patchwork White EWK01
20 x 60 cm . 7,9"x23,6" / P33




Decor Patchwork Pergamon EWK20
20 x 60 cm . 7,9"x23,6" / P33


confort 20 x 20



Mosaico Confort Line
White EFO01
20 x 20 cm . 7,9"x7,9" / P19



Mosaico Patchwork
White EFO03
20 x 20 cm . 7,9"x7,9" / P23



Mosaico Confort Line
Pergamon EFO02
20 x 20 cm . 7,9"x7,9" / P19




Mosaico Patchwork
Pergamon EFO04
20 x 20 cm . 7,9"x7,9" / P23




CONFORT





Mosaico Confort 1 EFO05
33,3 x 33,3 cm . 13,1"x13,1" / P43




Mosaico Confort 2 EFO06
33,3 x 33,3 cm . 13,1"x13,1" / P43



confort 33,3 x 33,3



Exotic Oak XT41
14,5 x 88,2cm . 5,7" x 34,7" / C12



Exotic Panga Panga XT91
14,5 x 88,2cm . 5,7" x 34,7" / C13



Exotic Sucupira XT81
14,5 x 88,2cm . 5,7" x 34,7" / C12



exotic 14,5 x 88,2

m²/cx 1,02

m²/pal 53,04



Urban Beige UB24
45 x 45 cm . 18"x18" / M14

U3P3E3C2



Urban Light Grey UB14
45 x 45 cm . 18"x18" / M14

U3P3E3C2



urban 45 x 45

m²/cx 1,00

m²/pal 68,00



Urban Anthracite UB16
45 x 45 cm . 18"x18" / M14

U2P3E3C2



Urban Black UB94
45 x 45 cm . 18"x18" / M14

U2P3E3C2










DIAMOND





DIAMOND


diamond 32,5 x 90



Diamond Grey DM13R
32,5 x 90 cm . 12,8"x35,4" / R22



Diamond Petroleum DM53R
32,5 x 90 cm . 12,8"x35,4" / R23



Diamond Cashmere DM23R
32,5 x 90 cm . 12,8"x35,4" / R22



Diamond Cherry DM83R
32,5 x 90 cm . 12,8"x35,4" / R26

m²/cx
1,17



Diamond Dark Brown DM43R
32,5 x 90 cm . 12,8"x35,4" / R23




Diamond Black DM93R
32,5 x 90 cm . 12,8"x35,4" / R23


m²/pal
23,40



Diamond Olive DM63R
32,5 x 90 cm . 12,8"x35,4" / R23



Natura Branco Brilho NT02R
32,5 x 90 cm . 12,8"x35,4" / R22



Decor Bouquet Grey EBQ13
32,5 x 90 cm . 12,8"x35,4" / P68



Decor Elegance 1 EGN01
32,5 x 90 cm . 12,8"x35,4" / P61



Decor Bouquet Cashmere EBQ23
32,5 x 90 cm . 12,8"x35,4" / P68



Decor Elegance 2 EGN02
32,5 x 90 cm . 12,8"x35,4" / P64



Decor Boutique Petroleum EOU53
32,5 x 90 cm . 12,8"x35,4" / P63




Decor Boutique Cherry EOU83
32,5 x 90 cm . 12,8"x35,4" / P63




Decor Atlas EAL01
32,5 x 90 cm . 12,8"x35,4" / P69




Barra Pétala BPT01
8 x 32,5 cm . 3,1"x12,8" / P20




Mosaico Decor Diamond Brown EDM43
32,5 x 32,5 cm . 12,8"x12,8" / P56



Mosaico Decor Diamond Olive EDM63
32,5 x 32,5 cm . 12,8"x12,8" / P56



Mosaico Decor Diamond Petroleum EDM53
32,5 x 32,5 cm . 12,8"x12,8" / P56



Mosaico Decor Diamond Cherry EDM83
32,5 x 32,5 cm . 12,8"x12,8" / P56



Mosaico Decor Diamond Black EDM93
32,5 x 32,5 cm . 12,8"x12,8" / P56



diamond 32,5 x 32,5


DIAMOND

diamond 20 x 60



m² / cx
0,96

m² / pal
46,08



Diamond Grey DM12R
20 x 60 cm . 7,9"x23,6" / R17



Diamond Petroleum DM52R
20 x 60 cm . 7,9"x23,6" / R17



Diamond Cashmere DM22R
20 x 60 cm . 7,9"x23,6" / R17



Diamond Cherry DM82R
20 x 60 cm . 7,9"x23,6" / R18




Diamond Dark Brown DM42R
20 x 60 cm . 7,9"x23,6" / R17



Diamond Black DM92R
20 x 60 cm . 7,9"x23,6" / R17



Diamond Olive DM62R
20 x 60 cm . 7,9"x23,6" / R17




Natura Branco Brilho NT06R
20 x 60 cm . 7,9"x23,6" / R16




Decor Boutique Petroleo EOU52
20 x 60 cm . 7,9"x23,6" / P33



Decor Boutique Cherry EOU82
20 x 60 cm . 7,9"x23,6" / P33



Decor Runway Dark Brown EUW42
20 x 60 cm . 7,9"x23,6" / P48



Decor Runway Petroleum EUW52
20 x 60 cm . 7,9"x23,6" / P48



Decor Runway Olive EUW62
20 x 60 cm . 7,9"x23,6" / P48



Decor Runway Cherry EUW82
20 x 60 cm . 7,9"x23,6" / P48



Barra Hard Rock Preto 2 BHA93
3,5 x 60 cm . 1,4"x23,6" / P15



Barra Hard Rock Branco 2 BHA03
3,5 x 60 cm . 1,4"x23,6" / P15



Decor Runway Black EUW92
20 x 60 cm . 7,9"x23,6" / P48



Decor Trees Brown ERE42
20 x 60 cm . 7,9"x23,6" / P50



Decor Trees Petroleum ERE52
20 x 60 cm . 7,9"x23,6" / P50



Decor Trees Black ERE92
20 x 60 cm . 7,9"x23,6" / P50



Decor Trees Cherry ERE82
20 x 60 cm . 7,9"x23,6" / P50



Listelo Trees Brown LRE42
4 x 60 cm . 1,6"x23,6" / P19



Listelo Trees Petroleum LRE52
4 x 60 cm . 1,6"x23,6" / P19




Listelo Trees Black LRE92
4 x 60 cm . 1,6"x23,6" / P19




Listelo Trees Cherry LRE82
4 x 60 cm . 1,6"x23,6" / P19




Mosaic Diamond Brown IC42R
25 x 36,5cm . 9,8"x14,4" / R17



Mosaic Diamond Blue IC52R
25 x 36,5cm . 9,8"x14,4" / R17



Linea Diamond Dark Brown NE42
33,3 x 33,3cm . 13,1"x13,1" / M11

Linea Diamond Dark Brown NE43
32,5 x 32,5cm . 12,8"x12,8" / M19 





Linea Diamond Olive NE62
33,3 x 33,3cm . 13,1"x13,1" / M11

Linea Diamond Olive NE63
32,5 x 32,5cm . 12,8"x12,8" / M19 





Linea Diamond Petroleum NE52
33,3 x 33,3cm . 13,1"x13,1" / M11

Linea Diamond Petroleum NE53
32,5 x 32,5cm . 12,8"x12,8" / M19 



Linea Diamond Cherry NE82
33,3 x 33,3cm . 13,1"x13,1" / M14

Linea Diamond Cherry NE83
32,5 x 32,5cm . 12,8"x12,8" / M22 



Linea Diamond Black NE92
33,3 x 33,3cm . 13,1"x13,1" / M11

Linea Diamond Black NE93
32,5 x 32,5cm . 12,8"x12,8" / M19 



mosaic diamond 25 x 36,5




linea 33,3 x 33,3
32,5 x 32,5












Tailor Branco TR01R
32,5 x 90 cm . 12,8"x35,4" / R22



Tailor Vermelho TR80R
32,5 x 90 cm . 12,8"x35,4" / R27




Tailor Bege TR20R
32,5 x 90 cm . 12,8"x35,4" / R22



Tailor Azul TR50R
32,5 x 90 cm . 12,8"x35,4" / R25



Tailor Laranja TR70R
32,5 x 90 cm . 12,8"x35,4" / R25



Tailor Castanho TR40R
32,5 x 90 cm . 12,8"x35,4" / R22



Tailor Verde TR60R
32,5 x 90 cm . 12,8"x35,4" / R22



Tailor Preto TR90R
32,5 x 90 cm . 12,8"x35,4" / R25



Decor Blouse Branco EBU01
32,5 x 90 cm . 12,8"x35,4" / P80



Decor Blouse Azul EBU50
32,5 x 90 cm . 12,8"x35,4" / P80



Decor Blouse Verde EBU60
32,5 x 90 cm . 12,8"x35,4" / P80



Barra Blouse Branco BBU01
6 x 90 cm . 2,4"x35,4" / P53



Barra Blouse Verde BBU60
6 x 90 cm . 2,4"x35,4" / P53



Barra Blouse Azul BBU50
6 x 90 cm . 2,4"x35,4" / P53



tailor 32,5 x 90

m²/cx
1,17

m²/pal
23,40



Decor Jewel Laranja E JW70
32,5 x 90 cm . 12,8"x35,4" / P68



Decor Jewel Castanho E JW40
32,5 x 90 cm . 12,8"x35,4" / P68



Decor Jewel Azul E JW50
32,5 x 90 cm . 12,8"x35,4" / P68



Decor Jewel Vermelho E JW80
32,5 x 90 cm . 12,8"x35,4" / P68




Decor Jewel Preto E JW90
32,5 x 90 cm . 12,8"x35,4" / P68



Decor Naomi 1 Azul E XA14
32,5 x 90 cm . 12,8"x35,4" / P72



Decor Naomi 1 Rosa E XC14
32,5 x 90 cm . 12,8"x35,4" / P72



Decor Naomi 2 Azul E XB14
32,5 x 90 cm . 12,8"x35,4" / P76



Decor Naomi 2 Rosa E XD14
32,5 x 90 cm . 12,8"x35,4" / P76



Decor Velvet Bege E VV20
32,5 x 90 cm . 12,8"x35,4" / P70




Decor Velvet Branco E VV01
32,5 x 90 cm . 12,8"x35,4" / P70




Barra Velvet Bege E BVV20
10 x 90 cm . 3,9"x35,4" / P43



Barra Velvet Branco E BVV01
10 x 90 cm . 3,9"x35,4" / P43




Space Preto SP99
32,5 x 32,5 cm . 12,8"x12,8" / M23



Space Castanho SP49
32,5 x 32,5 cm . 12,8"x12,8" / M20



Space Azul Tailor SP59
32,5 x 32,5 cm . 12,8"x12,8" / M23



Space Vermelho SP89
32,5 x 32,5 cm . 12,8"x12,8" / M25




Space Verde Tailor SP69
32,5 x 32,5 cm . 12,8"x12,8" / M20



Space Laranja Tailor SP88
32,5 x 32,5 cm . 12,8"x12,8" / M23



Space Bege SP29
32,5 x 32,5 cm . 12,8"x12,8" / M20 




space 32,5 x 32,5





LINEA






linea 32,5 x 90



m²/cx
1,17

m²/pal
23,40




Linea Antracite NE99R
32,5 x 90cm . 12,8"x35,4" / R22




Linea Caqui NE69R
32,5 x 90cm . 12,8"x35,4" / R22




Linea Cinza NE19R
32,5 x 90cm . 12,8"x35,4" / R22



Linea Craft NE49R
32,5 x 90cm . 12,8"x35,4" / R22



Linea Branco NE09R
32,5 x 90cm . 12,8"x35,4" / R22




Linea Bege NE29R
32,5 x 90cm . 12,8"x35,4" / R22



Decor Linea 4 Antracite ENE94
32,5 x 90cm . 12,8"x35,4" / P80



Decor Linea 4 Caqui ENE64
32,5 x 90cm . 12,8"x35,4" / P80



Decor Linea 4 Branco ENE04
32,5 x 90cm . 12,8"x35,4" / P80



Barra Linea Metal BNE15
5 x 90cm . 2"x35,4" / P56




linea 33,3 x 50



m²/cx
1,67

m²/pal
46,76
53,44



Linea Antracite NE90R
33,3 x 50cm . 13,1"x19,7" / R11




Linea Caqui NE60R
33,3 x 50cm . 13,1"x19,7" / R11



Linea Cinza NE10R
33,3 x 50cm . 13,1"x19,7" / R11



Linea Craft NE40R
33,3 x 50cm . 13,1"x19,7" / R11



Linea Branco NE01R
33,3 x 50cm . 13,1"x19,7" / R11




Linea Bege NE20R
33,3 x 50cm . 13,1"x19,7" / R11

linea 33,3 x 50



m²/cx
1,67


m²/pal
46,76
53,44




Linea Antracite Pré-Corte 1 NE91R
33,3 x 50cm . 13,1"x19,7" / R15




Linea Caqui Pré-Corte 1 NE61R
33,3 x 50cm . 13,1"x19,7" / R15




Linea Cinza Pré-Corte 1 NE11R
33,3 x 50cm . 13,1"x19,7" / R15



Linea Craft Pré-Corte 1 NE41R
33,3 x 50cm . 13,1"x19,7" / R15



Linea Branco Pré-Corte 1 NE02R
33,3 x 50cm . 13,1"x19,7" / R15



Linea Bege Pré-Corte 1 NE21R
33,3 x 50cm . 13,1"x19,7" / R15



Decor Linea 1 Antracite ENE91
33,3 x 50cm . 13,1"x19,7" / P56



Decor Linea 1 Caqui ENE61
33,3 x 50cm . 13,1"x19,7" / P56



Decor Linea 1 Branco ENE01
33,3 x 50cm . 13,1"x19,7" / P56



Decor Linea 1 Bege ENE21
33,3 x 50cm . 13,1"x19,7" / P56



Decor Linea 2 Branco ENE02
33,3 x 50cm . 13,1"x19,7" / P59




Decor Linea 2 Bege ENE22
33,3 x 50cm . 13,1"x19,7" / P59




Barra Linea Azuis BNE50
5 x 50cm . 2"x19,7" / P28



Barra Linea Vermelhos BNE80
5 x 50cm . 2"x19,7" / P28




Linea Antracite NE90
33,3 x 33,3cm . 13,1"x13,1" / M12
Linea Antracite NE99
32,5 x 32,5cm . 12,8"x12,8" / M20



Linea Cinza NE10
33,3 x 33,3cm . 13,1"x13,1" / M12
Linea Cinza NE19
32,5 x 32,5cm . 12,8"x12,8" / M20



Linea Branco NE01
33,3 x 33,3cm . 13,1"x13,1" / M12
Linea Branco NE09
32,5 x 32,5cm . 12,8"x12,8" / M20



Linea Caqui NE60
33,3 x 33,3cm . 13,1"x13,1" / M12
Linea Caqui NE69
32,5 x 32,5cm . 12,8"x12,8" / M20



Linea Craft NE40
33,3 x 33,3cm . 13,1"x13,1" / M12
Linea Craft NE49
32,5 x 32,5cm . 12,8"x12,8" / M20




Linea Bege NE20
33,3 x 33,3cm . 13,1"x13,1" / M12
Linea Bege NE29
32,5 x 32,5cm . 12,8"x12,8" / M20



linea 33,3 x 33,3
32,5 x 32,5

m²/cx
1,44
1,27

m²/pal
66,24
60,96





sweet 20 x 60



m² / cx
0,96

m² / pal
46,08



Sweet Chantilly SW01R
20 x 60 cm . 7,9"x23,6" / R16



Sweet Blueberry SW50R
20 x 60 cm . 7,9"x23,6" / R17



Sweet Vanilla SW20R
20 x 60 cm . 7,9"x23,6" / R16



Sweet Watermelon SW87R
20 x 60 cm . 7,9"x23,6" / R17



Sweet Tangerine SW80R
20 x 60 cm . 7,9"x23,6" / R17




Sweet Grape SW57R
20 x 60 cm . 7,9"x23,6" / R17



Sweet Pistachio SW60R
20 x 60 cm . 7,9"x23,6" / R17



Decor Sweet 2 ESW02
20 x 60 cm . 7,9"x23,6" / P43




Decor Sweet 1 ESW01
20 x 60 cm . 7,9"x23,6" / P43




Barra Sweet 2 BSW02
3,5 x 60 cm . 1,4"x23,6" / P13



Barra Sweet 1 BSW01
3,5 x 60 cm . 1,4"x23,6" / P13



Decor Candy 2 ECY61
20 x 60 cm . 7,9"x23,6" / P31




Decor Candy 1 ECY51
20 x 60 cm . 7,9"x23,6" / P31


sweet 20 x 20




Mosaico Candy 2 ECY02
20 x 20 cm . 7,9"x7,9" / P41




Mosaico Candy 1 ECY01
20 x 20 cm . 7,9"x7,9" / P41



Mosaic Sweet Pistachio IC61R
25 x 36,5 cm . 9,8"x14,4" / R17



Mosaic Sweet Tangerine IC81R
25 x 36,5 cm . 9,8"x14,4" / R17



Mosaic Sweet Blueberry IC51R
25 x 36,5 cm . 9,8"x14,4" / R17




m²/cx 1,00

m²/pal 66,00

mosaic sweet 25 x 36,5





Decor Ocean1 EOC01
20 x 60 cm . 7,9"x23,6" (5p) / P79



Decor Ocean2 EOC02
20 x 60 cm . 7,9"x23,6" / P41



Decor Ocean3 EOC03
20 x 60 cm . 7,9"x23,6" / P41



Decor Reflection ERO01
20 x 60 cm . 7,9"x23,6" (3p) / P69




Decor Gourmet EGO01
20 x 60 cm . 7,9"x23,6" (2p) / P62




Decor Spa1 ESA01
20 x 60 cm . 7,9"x23,6" (3p) / P69



Decor Spa2 ESA02
20 x 60 cm . 7,9"x23,6" / P41




Sweet Vanilla SW20
33,3 x 33,3 cm . 13,1"x13,1" / M11



Sweet Watermelon SW87
33,3 x 33,3 cm . 13,1"x13,1" / M12



Sweet Blueberry SW50
33,3 x 33,3 cm . 13,1"x13,1" / M11



Sweet Grape SW57
33,3 x 33,3 cm . 13,1"x13,1" / M11



Sweet Pistachio SW60
33,3 x 33,3 cm . 13,1"x13,1" / M12



Sweet Tangerine SW80
33,3 x 33,3 cm . 13,1"x13,1" / M12



sweet 33,3 x 33,3








AMAZÓNIA

amazónia 32,5 x 65



m²/cx
1,06

m²/pal
42,40




Amazónia Wengé AZ41R
32,5 x 65 cm . 12,8"x25,6" / R20




Amazónia Branco AZ01R
32,5 x 65 cm . 12,8"x25,6" / R20




Decor Amazónia 1 Wengé EAZ42
32,5 x 65 cm . 12,8"x25,6" / P28



Decor Amazónia 1 Branco EAZ02
32,5 x 65 cm . 12,8"x25,6" / P28



Decor Amazónia 2 Wengé EAZ43
32,5 x 65 cm . 12,8"x25,6" / P31



Decor Amazónia 2 Branco EAZ03
32,5 x 65 cm . 12,8"x25,6" / P31



Barra Amazónia BAZ41
9,5 x 32,5 cm . 3,7"x12,8" / P38




Listelo Amazónia LAZ41
3,5 x 32,5 cm . 1,4"x12,8" / P27

amazónia 33,3 x 33,3
32,5 x 32,5



m²/cx
1,44
1,27

m²/pal
66,24
60,96



Amazónia Wengé AZ43
33,3 x 33,3 cm . 13,1"x13,1" / M12

Amazónia Wengé AZ41
32,5 x 32,5 cm . 12,8"x12,8" / M20 R



Amazónia Branco AZ03
33,3 x 33,3 cm . 13,1"x13,1" / M10 4

Amazónia Branco AZ01
32,5 x 32,5 cm . 12,8"x12,8" / M20 4 R




Amazônia Wengé AZ45R
33,3 x 50 cm . 13,1"x19,7" / R11



Amazônia Branco AZ05R
33,3 x 50 cm . 13,1"x19,7" / R11



Amazônia Wengé Pré-Corte 1 AZ46R
33,3 x 50 cm . 13,1"x19,7" / R16



Amazônia Branco Pré-Corte 1 AZ06R
33,3 x 50 cm . 13,1"x19,7" / R16



m² / cx
1,67

m² / pal
46,76
53,44



m² / cx
1,67

m² / pal
46,76
53,44

amazônia 33,3 x 50

amazônia 33,3 x 50







TROPICÁLIA

tropicália 33,3 x 50



m²/cx
1,67

m²/pal
46,76
53,44



Tropicália Bege TL21R
33,3 x 50cm . 13,1"x19,7" / R11



Tropicália Castanho TL41R
33,3 x 50cm . 13,1"x19,7" / R11



Tropicália Branco TL01R
33,3 x 50cm . 13,1"x19,7" / R11



Tropicália Preto TL91R
33,3 x 50cm . 13,1"x19,7" / R11



Decor Tropicália Castanho ETL41
33,3 x 50cm . 13,1"x19,7" / P48



Decor Tropicália Preto ETL91
33,3 x 50cm . 13,1"x19,7" / P48



Barra Tropicália
BTL45
5 x 50cm . 2"x19,7"
P21




Barra Vidro
Craft BVD40
3 x 50 cm . 1,2"x19,7"
P32




Barra Vidro
Cinza BVD10
3 x 50 cm . 1,2"x19,7"
P32


tropicália 33,3 x 33,3




Mosaico Tropicália Bege ETL25
33,3 x 33,3cm . 13,1"x13,1" / P37



Mosaico Tropicália Castanho ETL45
33,3 x 33,3cm . 13,1"x13,1" / P37



Mosaico Tropicália Branco ETL05
33,3 x 33,3cm . 13,1"x13,1" / P37



Mosaico Tropicália Preto ETL95
33,3 x 33,3cm . 13,1"x13,1" / P37

tropicália 25 x 36,5



m²/cx
1,00

m²/pal
72,00



Tropicália Bege TL25R
25 x 36,5cm . 9,8"x14,4" / R07



Tropicália Castanho TL45R
25 x 36,5cm . 9,8"x14,4" / R07



Tropicália Branco TL05R
25 x 36,5cm . 9,8"x14,4" / R07



Tropicália Preto TL95R
25 x 36,5cm . 9,8"x14,4" / R07



Listelo Bloom LBM01
2,7 x 36,5 cm . 1,1"x14,4" / P29




Barra Chain 1 BC140
4,3 x 25 cm . 1,6"x9,8" / P27




Barra Chain 2 BC180
4,3 x 25 cm . 1,6"x9,8" / P27



Barra Bloom BBM01
6 x 36,5 cm . 2,4"x14,4" / P33




Linea Bege NE20
33,3 x 33,3cm . 13,1"x13,1" / M12



Linea Castanho Tropicália NE41
33,3 x 33,3cm . 13,1"x13,1" / M12



Linea Branco NE01
33,3 x 33,3cm . 13,1"x13,1" / M12



Linea Antracite NE90
33,3 x 33,3cm . 13,1"x13,1" / M12



linea 33,3 x 33,3













Emotions Noite ES90R
33,3 x 50cm . 13,1"x19,7" / R14



Emotions Cacau ES40R
33,3 x 50cm . 13,1"x19,7" / R12



Emotions Morango ES85R
33,3 x 50cm . 13,1"x19,7" / R18



Emotions Sol ES80R
33,3 x 50cm . 13,1"x19,7" / R14



Emotions Lima ES65R
33,3 x 50cm . 13,1"x19,7" / R14



Emotions Céu ES55R
33,3 x 50cm . 13,1"x19,7" / R12



Emotions Água ES60R
33,3 x 50cm . 13,1"x19,7" / R12




Emotions Marfim ES20R
33,3 x 50cm . 13,1"x19,7" / R12



Emotions Talco ES01R
33,3 x 50cm . 13,1"x19,7" / R12



Emotions Noite Pré-Corte 1 ES91R
33,3 x 50cm . 13,1"x19,7" / R17



Emotions Cacau Pré-Corte 1 ES41R
33,3 x 50cm . 13,1"x19,7" / R16



Emotions Morango Pré-Corte 1 ES86R
33,3 x 50cm . 13,1"x19,7" / R19



Emotions Sol Pré-Corte 1 ES81R
33,3 x 50cm . 13,1"x19,7" / R17



Emotions Lima Pré-Corte 1 ES66R
33,3 x 50cm . 13,1"x19,7" / R17




Emotions Céu Pré-Corte 1 ES56R
33,3 x 50cm . 13,1"x19,7" / R16



Emotions Água Pré-Corte 1 ES61R
33,3 x 50cm . 13,1"x19,7" / R16



Emotions Marfim Pré-Corte 1 ES21R
33,3 x 50cm . 13,1"x19,7" / R16



Emotions Talco Pré-Corte 1 ES02R
33,3 x 50cm . 13,1"x19,7" / R16



m²/cx
1,67

m²/pal
46,76
53,44



m²/cx
1,67

m²/pal
46,76
53,44

emotions 33,3 x 50

emotions 33,3 x 50



Decor Flower Noite EFW90
33,3 x 50cm . 13,1"x19,7" / P54



Decor Flower Cacau EFW40
33,3 x 50cm . 13,1"x19,7" / P54



Decor Flower Morango EFW85
33,3 x 50cm . 13,1"x19,7" / P54



Decor Flower Sol EFW80
33,3 x 50cm . 13,1"x19,7" / P54



Decor Flower Lima EFW65
33,3 x 50cm . 13,1"x19,7" / P54



Decor Flower Céu EFW55
33,3 x 50cm . 13,1"x19,7" / P54



Decor Melody 1 EXA04
33,3 x 50cm . 13,1"x19,7" / P55



Decor Melody 2 EXB04
33,3 x 50cm . 13,1"x19,7" / P55



Barra Flower Noite BFW90
5 x 50cm . 2"x19,7" / P24



Barra Flower Cacau BFW40
5 x 50cm . 2"x19,7" / P24



Barra Flower Morango BFW85
5 x 50cm . 2"x19,7" / P24



Barra Flower Sol BFW80
5 x 50cm . 2"x19,7" / P24



Barra Flower Lima BFW65
5 x 50cm . 2"x19,7" / P24



Barra Flower Céu BFW55
5 x 50cm . 2"x19,7" / P24




Barra Flower Água BFW60
5 x 50cm . 2"x19,7" / P24




Barra Flower Marfim BFW20
5 x 50cm . 2"x19,7" / P24



Barra Flower Talco BFW01
5 x 50cm . 2"x19,7" / P24



Decor Galáxia Talco 21 EGX21
33,3 x 50cm . 13,1"x19,7" / P55



Decor Galáxia Marfim 22 EGX22
33,3 x 50cm . 13,1"x19,7" / P55



Barra Galáxia 2 BGX02
9 x 33,3cm . 3,5"x13,1" / P24




Decor Galáxia Talco 11 EGX11
33,3 x 50cm . 13,1"x19,7" / P55




Decor Galáxia Marfim 12 EGX12
33,3 x 50cm . 13,1"x19,7" / P55



Barra Galáxia 1 BGX01
9 x 33,3cm . 3,5"x13,1" / P24



Space Preto SP90
33,3 x 33,3cm . 13,1"x13,1" / M12



Space Castanho SP40
33,3 x 33,3cm . 13,1"x13,1" / M12



Space Vermelho SP85
33,3 x 33,3cm . 13,1"x13,1" / M17



Space Laranja SP80
33,3 x 33,3cm . 13,1"x13,1" / M17



Space Verde Lima SP61
33,3 x 33,3cm . 13,1"x13,1" / M17



Space Céu SP55
33,3 x 33,3cm . 13,1"x13,1" / M12



Space Verde Água SP60
33,3 x 33,3cm . 13,1"x13,1" / M10



Space Bege SP20
33,3 x 33,3cm . 13,1"x13,1" / M10



m²/cx
1,44

m²/pal
66,24



space 33,3 x 33,3





ORGANIC





ORGANIC

Organic 33,3 x 50



m²/cx
1,67

m²/pal
46,76
53,44



Organic White RN01R
33,3 x 50cm . 13,1"x19,7" / R09



Organic Beige RN20R
33,3 x 50cm . 13,1"x19,7" / R09



Organic Grey RN10R
33,3 x 50cm . 13,1"x19,7" / R09




Organic Craft RN40R
33,3 x 50cm . 13,1"x19,7" / R09

organic 33,3 x 50




m²/cx
1,67

m²/pal
46,76
53,44




Organic Grey Pré-Corte RN11R
33,3 x 50cm . 13,1"x19,7" / R14



Organic Craft Pré-Corte RN41R
33,3 x 50cm . 13,1"x19,7" / R14




Decor Organic White ERN01
33,3 x 50cm . 13,1"x19,7" / P33



Decor Organic Beige ERN20
33,3 x 50cm . 13,1"x19,7" / P33



Barra Organic White BRN01
6,5 x 50 cm . 2,5"x19,7" / P14



Barra Organic Beige BRN20
6,5 x 50 cm . 2,6"x19,7" / P14



Barra Organic Grey BRN10
6,5 x 50 cm . 2,5"x19,7" / P14



Barra Organic Craft BRN40
6,5 x 50 cm . 2,6"x19,7" / P14



Barra Vidro Cinza BVD10
3 x 50 cm . 1,2"x19,7" / P32



Barra Vidro Craft BVD40
3 x 50 cm . 1,2"x19,7" / P32




Linea Branco NE01
33,3 x 33,3cm . 13,1"x13,1" / M12



Linea Cinza NE10
33,3 x 33,3cm . 13,1"x13,1" / M12



Linea Bege NE20
33,3 x 33,3cm . 13,1"x13,1" / M12



Linea Castanho Tropicália NE41
33,3 x 33,3cm . 13,1"x13,1" / M12



linea 33,3 x 33,3

m² / cx
1,44

m² / pal
66,24





CONCRETE

concrete 33,3 x 50



m² / cx
1,67

m² / pal
46,76
53,44



Concrete Antracite CN90R
33,3 x 50 cm . 13,1"x19,7" / R12



Concrete Castanho CN40R
33,3 x 50 cm . 13,1"x19,7" / R12




Concrete Rosa CN85R
33,3 x 50 cm . 13,1"x19,7" / R18



Concrete Azul CN50R
33,3 x 50 cm . 13,1"x19,7" / R14



Concrete Laranja CN80R
33,3 x 50 cm . 13,1"x19,7" / R14



Concrete Verde CN60R
33,3 x 50 cm . 13,1"x19,7" / R14



Concrete Bege CN20R
33,3 x 50 cm . 13,1"x19,7" / R12



Concrete Marfim CN01R
33,3 x 50 cm . 13,1"x19,7" / R12



Decor Era Marfim 1 EEA01
33,3 x 50 cm . 13,1"x19,7" / P50



Decor Era Marfim 2 EEA02
33,3 x 50 cm . 13,1"x19,7" / P50



Decor Era Marfim 3 EEA03
33,3 x 50 cm . 13,1"x19,7" / P50




Barra Era Marfim 1 BEA01
5 x 33,3 cm . 2"x13,1" / P15



Barra Era Marfim 2 BEA02
5 x 33,3 cm . 2"x13,1" / P15



Barra Era Marfim 3 BEA03
5 x 33,3 cm . 2"x13,1" / P15



Decor Bolas Bege 1 EBO01
33,3 x 50 cm . 13,1"x19,7" / P50



Decor Bolas Bege 2 EBO02
33,3 x 50 cm . 13,1"x19,7" / P50



Decor Bolas Bege 3 EBO03
33,3 x 50 cm . 13,1"x19,7" / P50



Barra Bolas Bege 1 BBO01
5 x 50 cm . 2"x19,6" / P18




Barra Bolas Bege 2 BBO02
5 x 50 cm . 2"x19,6" / P18




Barra Bolas Bege 3 BBO03
5 x 50 cm . 2"x19,6" / P18



Decor Scheme Marfim 1 ESC01
33,3 x 33,3 cm . 13,1"x13,1" / P38




Decor Scheme Bege 2 ESC02
33,3 x 33,3 cm . 13,1"x13,1" / P38




Decor Scheme Marfim 3 ESC03
33,3 x 33,3 cm . 13,1"x13,1" / P38



space 33,3 x 33,3



Space Preto SP90
33,3 x 33,3 cm . 13,1"x13,1" / M12



Space Castanho Caqui SP41
33,3 x 33,3 cm . 13,1"x13,1" / M10



Space Rosa SP81
33,3 x 33,3 cm . 13,1"x13,1" / M17



Space Azul SP50
33,3 x 33,3 cm . 13,1"x13,1" / M17



space 33,3 x 33,3



Space Laranja 2 SP82
33,3 x 33,3 cm . 13,1"x13,1" / M17



Space Verde Concrete SP62
33,3 x 33,3 cm . 13,1"x13,1" / M17



Space Bege SP20
33,3 x 33,3 cm . 13,1"x13,1" / M10




Space Marfim Concrete SP01
33,3 x 33,3 cm . 13,1"x13,1" / M10

m²/cx
1,44

m²/pal
66,24





FASHION

fashion 25 x 36,5



m²/cx
1,00

m²/pal
72,00



Fashion Laranja FS80R
25 x 36,5 cm . 9,8"x14,4" / R15



Fashion Salmão FS27R
25 x 36,5 cm . 9,8"x14,4" / R10



Fashion Verde FS60R
25 x 36,5 cm . 9,8"x14,4" / R10



Fashion Púrpura FS85R
25 x 36,5 cm . 9,8"x14,4" / R15



Fashion Azul FS50R
25 x 36,5 cm . 9,8"x14,4" / R11




Fashion Branco FS01R
25 x 36,5 cm . 9,8"x14,4" / R10



Fashion Castanho FS40R
25 x 36,5 cm . 9,8"x14,4" / R10



Fashion Bege FS20R
25 x 36,5 cm . 9,8"x14,4" / R10



Fashion Areia FS25R
25 x 36,5 cm . 9,8"x14,4" / R10





Decor Fashion 3 EFH03
25 x 36,5 cm . 9,8"x14,4" / P30



Decor Fashion 4 EFH04
25 x 36,5 cm . 9,8"x14,4" / P30



Barra Fashion 3 BFH03
5 x 25 cm . 2"x9,8" / P13



Decor Fashion 2 EFH02
25 x 36,5 cm . 9,8"x14,4" / P34




Barra Fashion 2 BFH02
5 x 36,5 cm . 2"x14,4" / P14



Decor Fashion 1 EFH01
25 x 36,5 cm . 9,8"x14,4" / P34



Barra Fashion 1 BFH01
5 x 36,5 cm . 2"x14,4" / P14



Decor Bloom 2 EBM02
25 x 36,5 cm . 9,8"x14,4"
(FS20R) / P44



Decor Bloom 1 EBM01
25 x 36,5 cm . 9,8"x14,4"
(FS01R) / P44



Barra Bloom BBM01
6 x 36,5 cm . 2,4"x14,4" / P33



Listelo Bloom LBM01
2,7 x 36,5 cm . 1,1"x14,4" / P29



Space Castanho Fashion SP48
33,3 x 33,3cm . 13,1"x13,1" / M10




Space Laranja Fashion SP83
33,3 x 33,3 cm . 13,1"x13,1" / M17



Space Púrpura SP87
33,3 x 33,3cm . 13,1"x13,1" / M17



Space Azul Fashion SP56
33,3 x 33,3cm . 13,1"x13,1" / M12



Space Verde Fashion SP63
33,3 x 33,3cm . 13,1"x13,1" / M10



Space Bege SP20
33,3 x 33,3cm . 13,1"x13,1" / M10



Space Marfim Concrete SP01
33,3 x 33,3 cm . 13,1"x13,1" / M10




space 33,3 x 33,3

m²/cx
1,44

m²/pal
66,24






MOSAIC

mosaic diamond 25 x 36,5



m²/cx
1,00

m²/pal
66,00



Mosaic Diamond Brown IC42R
25 x 36,5cm . 9,8"x14,4" / R17



Mosaic Diamond Blue IC52R
25 x 36,5cm . 9,8"x14,4" / R17

linea 33,3 x 33,3




m²/cx
1,44

m²/pal
66,24



Linea Diamond Dark Brown NE42
33,3 x 33,3cm . 13,1"x13,1" / M11



Linea Diamond Olive NE62
33,3 x 33,3cm . 13,1"x13,1" / M11




Linea Diamond Petroleum NE52
33,3 x 33,3cm . 13,1"x13,1" / M11

mosaic biza 25 x 36,5




m²/cx
1,00


m²/pal
66,00




Mosaic Biza Branco IC01R
25 x 36,5cm . 9,8"x14,4" / R17



Mosaic Biza Azul IC50R
25 x 36,5cm . 9,8"x14,4" / R17



Mosaic Biza Verde IC60R
25 x 36,5cm . 9,8"x14,4" / R17



Mosaic Biza Bege IC20R
25 x 36,5cm . 9,8"x14,4" / R17

space 33,3 x 33,3



m²/cx
1,44


m²/pal
66,24





Space Céu SP55
33,3 x 33,3cm . 13,1"x13,1" / M12




Space Verde Água SP60
33,3 x 33,3cm . 13,1"x13,1" / M10




Space Bege SP20
33,3 x 33,3cm . 13,1"x13,1" / M10 



Mosaic Sweet Pistachio IC61R
25 x 36,5 cm . 9,8"x14,4"/ R17



Mosaic Sweet Tangerine IC81R
25 x 36,5 cm . 9,8"x14,4"/ R17



Mosaic Sweet Blueberry IC51R
25 x 36,5 cm . 9,8"x14,4"/ R17



Sweet Pistachio SW60
33,3 x 33,3 cm . 13,1"x13,1"/ M12



Sweet Tangerine SW80
33,3 x 33,3 cm . 13,1"x13,1"/ M12



Sweet Blueberry SW50
33,3 x 33,3 cm . 13,1"x13,1"/ M11



m²/cx 1,00

m²/pal 66,00



m²/cx 1,44

m²/pal 66,24




mosaic sweet 25 x 36,5

sweet 33,3 x 33,3









Koros Preto KR92R
25 x 36,5 cm . 9,8"x14,4" / R08



Koros Bordeaux KR82R
25 x 36,5 cm . 9,8"x14,4" / R16



Koros Branco KR08R
25 x 36,5 cm . 9,8"x14,4" / R07



Koros Castanho Escuro KR48R
25 x 36,5 cm . 9,8"x14,4" / R07



Koros Camel KR72R
25 x 36,5 cm . 9,8"x14,4" / R07



Koros Pérola KR02R
25 x 36,5 cm . 9,8"x14,4" / R07



Barra Spring Preto BSG90
5 x 25 cm . 2"x9,8" / P28



Barra Spring Vermelho BSG80
5 x 25 cm . 2"x9,8" / P28



Barra Chain 2 BC180
4,3 x 25 cm . 1,6"x9,8" / P27




Barra Spring Castanho BSG40
5 x 25 cm . 2"x9,8" / P28




Barra Spring Camel BSG70
5 x 25 cm . 2"x9,8" / P28




Barra Chain 1 BC140
4,3 x 25 cm . 1,6"x9,8" / P27




Decor Koros 2 EKR80
33,3 x 33,3 cm . 13,1"x13,1" / P50



Decor Koros 1 EKR40
33,3 x 33,3 cm . 13,1"x13,1" / P50



Koros Preto KR92
33,3 x 33,3 cm . 13,1"x13,1" / M07



Koros Bordeaux KR82
33,3 x 33,3 cm . 13,1"x13,1" / M20



Koros Pérola KR02
33,3 x 33,3 cm . 13,1"x13,1" / M07



Koros Castanho Escuro KR48
33,3 x 33,3 cm . 13,1"x13,1" / M07



Koros Camel KR72
33,3 x 33,3 cm . 13,1"x13,1" / M07



Koros 25 x 36,5



Koros 33,3 x 33,3



Koros 33,3 x 33,3



















ALTER EGO

alter ego 32,5 x 90



m²/cx
1,17

m²/pal
23,40



Alter Ego Branco Namíbia EO01R
32,5 x 90 cm . 12,8"x35,4" / R22



Alter Ego Branco Namíbia Perfil EO02R
32,5 x 90 cm . 12,8"x35,4" / R23

€/m²




Alter Ego Marfil EO21R
32,5 x 90 cm . 12,8"x35,4" / R22



Alter Ego Marfil Perfil EO22R
32,5 x 90 cm . 12,8"x35,4" / R23

€/m²




Alter Ego Azul Valverde EO61R
32,5 x 90 cm . 12,8"x35,4" / R22



Alter Ego Azul Valverde Perfil EO62R
32,5 x 90 cm . 12,8"x35,4" / R23


€/m²





Alter Ego Branco Namibia Moldura EO03R
32,5 x 90 cm . 12,8"x35,4" / R23

€/m²




Alter Ego Branco Namibia Damasco EO04R
32,5 x 90 cm . 12,8"x35,4" / R23

€/m²



Alter Ego Marfil Moldura EO23R
32,5 x 90 cm . 12,8"x35,4" / R23

€/m²



Alter Ego Marfil Damasco EO24R
32,5 x 90 cm . 12,8"x35,4" / R23

€/m²



Listelo Alter Ego 1 Branco Namibia LEO03
3 x 32,5cm . 1,2"x12,8" / P08



Listelo Alter Ego 1 Marfil LEO23
3 x 32,5cm . 1,2"x12,8" / P08



Listelo Alter Ego 1 Azul Valverde LEO63
3 x 32,5cm . 1,2"x12,8" / P08



Barra Alter Ego 1 Branco Namibia BEO02
8 x 32,5cm . 3,5"x12,8" / P08



Barra Alter Ego 1 Marfil BEO22
8 x 32,5cm . 3,5"x12,8" / P08



Barra Alter Ego 1 Azul Valverde BEO62
8 x 32,5cm . 3,5"x12,8" / P08



Rodapé Alter Ego Branco Namibia RFE002
5,5 x 32,5cm . 2,2"x12,8" / P08



Rodapé Alter Ego Marfil RFE022
5,5 x 32,5cm . 2,2"x12,8" / P08




Rodapé Alter Ego Azul Valverde RFE062
5,5 x 32,5cm . 2,2"x12,8" / P08



Barra Empire Branco Namibia BEO04
9,5 x 32,5 cm . 3,7"x12,8" / P22



Barra Empire Marfil BEO24
9,5 x 32,5 cm . 3,7"x12,8" / P22



Barra Empire Azul Valverde BEO64
9,5 x 32,5 cm . 3,7"x12,8" / P22




Listelo Empire Branco Namibia LEO04
4,5 x 32,5 cm . 1,8"x12,8" / P16




Listelo Empire Marfil LEO24
4,5 x 32,5 cm . 1,8"x12,8" / P16




Listelo Empire Azul Valverde LEO64
4,5 x 32,5 cm . 1,8"x12,8" / P16



Mosaico Alter Ego Branco Namibia EEO05
32,5 x 32,5 cm . 12,8"x12,8" / P42



Mosaico Alter Ego Marfil EEO25
32,5 x 32,5 cm . 12,8"x12,8" / P42



Mosaico Alter Ego Azul Valverde EEO65
32,5 x 32,5 cm . 12,8"x12,8" / P42



alter ego 32,5 x 32,5

alter ego 33,3 x 50



m²/cx
1,67


m²/pal
46,76
53,44



Alter Ego Branco Namibia EO05R
33,3 x 50cm . 13,1"x19,7" / R11



Alter Ego Marfil EO25R
33,3 x 50cm . 13,1"x19,7" / R11



Alter Ego Azul Valverde EO65R
33,3 x 50cm . 13,1"x19,7" / R11



Alter Ego Branco Namibia Cubic EO07R
33,3 x 50cm . 13,1"x19,7" / R13

€/m²



Alter Ego Marfil Cubic EO27R
33,3 x 50cm . 13,1"x19,7" / R13

€/m²



Decor Rosemary 1 Branco ERY01
33,3 x 50cm . 13,1"x19,7" / P44



Decor Rosemary 1 Marfil ERY23
33,3 x 50cm . 13,1"x19,7" / P44



Decor Rosemary 1 Azul Valverde ERY61
33,3 x 50cm . 13,1"x19,7" / P44



Listelo Rosemary 1 Branco LRY01
3 x 50cm . 1,2"x19,7" / P08



Listelo Rosemary 1 Marfil LRY23
3 x 50cm . 1,2"x19,7" / P08



Barra Rosemary 1 Branco BRY01
6,5 x 50cm . 2,6"x19,7" / P17



Barra Rosemary 1 Marfil BRY23
6,5 x 50cm . 2,6"x19,7" / P17



Listelo Rosemary 2 Branco LRY02
3 x 33,3 cm . 1,2"x13,1" / P06



Listelo Rosemary 2 Marfil LRY24
3 x 33,3 cm . 1,2"x13,1" / P06



Listelo Rosemary 2 Azul Valverde LRY62
3 x 33,3 cm . 1,2"x13,1" / P06



Barra Rosemary 2 Branco BRY02
9 x 33,3 cm . 3,6"x13,1" / P16




Barra Rosemary 2 Marfil BRY24
9 x 33,3 cm . 3,6"x13,1" / P16




Barra Rosemary 2 Azul Valverde BRY62
9 x 33,3 cm . 3,6"x13,1" / P16



Alter Ego Branco Namíbia EO09
33,3 x 33,3 cm . 13,1"x13,1" / M11
Alter Ego Branco Namíbia EO01
32,5 x 32,5cm . 12,8"x12,8" / M19 R



Alter Ego Marfil EO29
33,3 x 33,3 cm . 13,1"x13,1" / M11
Alter Ego Marfil EO21
32,5 x 32,5cm . 12,8"x12,8" / M19 R



Alter Ego Azul Valverde EO69
33,3 x 33,3 cm . 13,1"x13,1" / M11
Alter Ego Azul Valverde EO61
32,5 x 32,5cm . 12,8"x12,8" / M19 R



alter ego 33,3 x 33,3
32,5 x 32,5

m²/cx
1,44
1,27

m²/pal
66,24
60,96

QUARTZ









Quartz Grey TZ10R
33,3 x 50 cm . 13,1"x19,7" / R10



Quartz Beige TZ20R
33,3 x 50 cm . 13,1"x19,7" / R10



Decor Agata Grey ETZ12
33,3 x 50 cm . 13,1"x19,7" / P55



Decor Agata Beige ETZ22
33,3 x 50 cm . 13,1"x19,7" / P55



Listelo Agata Grey LTZ12
5,5 x 50 cm . 2,2"x19,7" / P16




Listelo Agata Beige LTZ22
5,5 x 50 cm . 2,2"x19,7" / P16




Barra Opal Grey BTZ11
6 x 50 cm . 2,4"x19,7" / P18



Barra Opal Beige BTZ21
6 x 50 cm . 2,4"x19,7" / P18



Quartz Grey TZ10
33,3 x 33,3 cm . 13,1"x13,1" / M07



Quartz Beige TZ20
33,3 x 33,3 cm . 13,1"x13,1" / M07



m² / cx 1,67

m² / pal 46,76
53,44



m² / cx 1,44

m² / pal 66,24



quartz 33,3 x 50

quartz 33,3 x 33,3






OLIMPO ~ IMPERIAL

olimpo ~ imperial 32,5 x 65




m²/cx
1,06


m²/pal
42,40



Olimpó Castanho OI47R
32,5 x 65 cm . 12,8"x25,6" / R20



Olimpó Tabaco OI40R
32,5 x 65 cm . 12,8"x25,6" / R20




Imperial Bege IM20R
32,5 x 65 cm . 12,8"x25,6" / R20

olimpo 33,3 x 50




m²/cx
1,67


m²/pal
46,76
53,44



Olimpó Castanho OI49R
33,3 x 50 cm . 13,1"x19,7" / R10




Olimpó Tabaco OI43R
33,3 x 50 cm . 13,1"x19,7" / R10



Olimpó Bege OI23R
33,3 x 50 cm . 13,1"x19,7" / R10



Decor Olimpó Bege EOI01
33,3 x 50 cm . 13,1"x19,7" / P33



Barra Pebble BPB20
5 x 33 cm . 2"x13" / P36



Barra Pedra 2 BPD02
5 x 33,3 cm . 2"x13,1" / P27



Barra Vidro Craft BVD40
3 x 50 cm . 1,2"x19,7" / P32



Barra Uffizi BUF20
4,8 x 32,5cm . 1,9"x12,8" / P32



Barra Albani 2 BPB22
5 x 25 cm . 2"x9,8" / P28




Listelo Uffizi LUF20
3 x 33cm . 1,2"x13" / P30

olimpo 33,3 x 33,3
32,5 x 32,5



m²/cx
1,44
1,27


m²/pal
66,24
60,96



Olimpó Castanho OI49
33,3 x 33,3 cm . 13,1"x13,1" / M07
Olimpó Castanho OI47
32,5 x 32,5 cm . 12,8"x12,8" / M20 R



Olimpó Tabaco OI43
33,3 x 33,3 cm . 13,1"x13,1" / M07
Olimpó Tabaco OI40
32,5 x 32,5 cm . 12,8"x12,8" / M20 R



Imperial Bege IM20
32,5 x 32,5 cm . 12,8"x12,8" / M20 R



Olimpó Bege OI20
33,3 x 33,3 cm . 13,1"x13,1" / M07



BOTTICINO

botticino 32,5 x 65



m²/cx
1,06

m²/pal
42,40



Botticino BT20R
32,5 x 65 cm . 12,8"x25,6" / R20



Barra Uffizi BUF20
4,8 x 32,5cm . 1,9"x12,8" / P32



Barra Pebble BPB20
5 x 33 cm . 2"x13" / P36



Barra Brasil Wengue BBS44
4 x 32,5 cm . 1,6"x12,8" / P13

botticino 32,5 x 32,5



m²/cx
1,27

m²/pal
60,96



Botticino BT20
32,5 x 32,5 cm . 12,8"x12,8" / M20





Adlon Marfil Mate AD20R
33,3 x 50 cm . 13,1"x19,7" / R10



Adlon Bege Brilho AD27R
33,3 x 50 cm . 13,1"x19,7" / R10



Decor Liz Marfil ELZ20
33,3 x 50 cm . 13,1"x19,7" / P57



Barra Liz BLZ23
11 x 33,3 cm . 4,3"x13,1" / P52



Listelo Liz BLZ23
4 x 33,3 cm . 1,6"x13,1" / P24



Barra Uffizi BUF20
4,8 x 32,5cm . 1,9"x12,8" / P32



Listelo Uffizi LUF20
3 x 33cm . 1,2"x13" / P30



Purito Natura PNT20
1,2 x 32,5 cm . 0,5"x12,8" / P19



Barra Pedra 2 BPD02
5 x 33,3 cm . 2"x13,1" / P27



Andes Marfil Mate AD25R
25 x 36,5 cm . 9,8"x14,4" / R06



Decor Andes E00G1
25 x 36,5 cm . 9,8"x14,4" / P27




Barra Andes BAD25
5 x 25 cm . 2"x9,8" / P16



Meia Cana Andes Marfil Mate MAD25
2 x 25 cm . 1"x9,8" / P08



Adlon Marfil Mate AD20
33,3 x 33,3 cm . 13,1"x13,1" / M07



Rodapé Adlon Marfil Mate R3AD20
7,5 x 33,3 cm . 3"x13,1" / P03



adlon 33,3 x 50



andes 25 x 36,5



adlon 33,3 x 33,3

TRAVERTINO

travertino 33,3 x 50



m²/cx
1,67

m²/pal
46,76
53,44



Travertino Areia TV25R
33,3 x 50 cm . 13,1"x19,7" / R10



Travertino Marfil TV23R
33,3 x 50 cm . 13,1"x19,7" / R10



Barra Travertino 3 BTV23
8 x 33,3 cm . 3,1"x13,1" / P15



Listelo Travertino 3 LTV23
4 x 33,3 cm . 1,6"x13,1" / P10



Barra Uffizi BUF20
4,8 x 32,5cm . 1,9"x12,8" / P32



Barra Pedra 2 BPD02
5 x 33,3 cm . 2"x13,1" / P27



Listelo Uffizi LUF20
3 x 33cm . 1,2"x13" / P30

travertino 25 x 36,5



m²/cx
1,00

m²/pal
72,00



Travertino Areia TV27R
25 x 36,5 cm . 9,8"x14,4" / R06



Travertino Marfil TV20R
25 x 36,5 cm . 9,8"x14,4" / R06



Decor Travertino Areia E00E2
25 x 36,5 cm . 9,8"x14,4"
(TV27R) / P38



Decor Travertino Marfil E00E1
25 x 36,5 cm . 9,8"x14,4"
(TV20R) / P38



Listelo Nassau 3 LNS23
5,5 x 25 cm . 2,2"x9,8" / P17



Listelo Nassau 2 LNS22
5,5 x 25 cm . 2,2"x9,8" / P17



Meia Cana Travertino Areia MTV27
3 x 25 cm . 1,2"x9,8" / P10



Meia Cana Travertino Marfil MTV20
3 x 25 cm . 1,2"x9,8" / P10

pisanino 33,3 x 33,3



m²/cx
1,44


m²/pal
66,24




Travertino Areia TV25
33,3 x 33,3 cm . 13,1"x13,1" / M07



Travertino Marfil TV23
33,3 x 33,3 cm . 13,1"x13,1" / M07



Rodapé Travertino Areia R3TV25
7,5 x 33,3 cm . 3"x13,1" / P03



Rodapé Travertino Marfil R3TV23
7,5 x 33,3 cm . 3"x13,1" / P03



ALTAMIRA

altamira 32,5 x 65



m²/cx
1,06

m²/pal
42,40



Altamira Bege AM20R
32,5 x 65 cm . 12,8"x25,6" / R20



Altamira Branco AM01R
32,5 x 65 cm . 12,8"x25,6" / R20



Barra Uffizi BUF20
4,8 x 32,5cm . 1,9"x12,8" / P32



Listelo Uffizi LUF20
3 x 33cm . 1,2"x13" / P30



Barra Brasil Wengué BBS44
4 x 32,5 cm . 1,6"x12,8" / P13

altamira 32,5 x 32,5



m²/cx
1,27

m²/pal
60,96



Altamira Bege AM20
32,5 x 32,5 cm . 12,8"x12,8" / M20



Altamira Branco AM01
32,5 x 32,5 cm . 12,8"x12,8" / M20









HARD ROCK

hard rock 20 x 60



m²/cx
0,96

m²/pal
46,08



Hard Rock Bege HA22R
20 x 60 cm . 7,9"x23,6" / R16



Hard Rock Branco HA02R
20 x 60 cm . 7,9"x23,6" / R16



Hard Rock Castanho HA42R
20 x 60 cm . 7,9"x23,6" / R16



Hard Rock Cinza Claro HA12R
20 x 60 cm . 7,9"x23,6" / R16



Hard Rock Preto HA92R
20 x 60 cm . 7,9"x23,6" / R16




Pop Rock Bege PH22R
20 x 60 cm . 7,9"x23,6" / R17

€/m²




Pop Rock Cinza Claro PH12R
20 x 60 cm . 7,9"x23,6" / R17

€/m²



Pop Rock Castanho PH42R
20 x 60 cm . 7,9"x23,6" / R17

€/m²



Pop Rock Preto PH92R
20 x 60 cm . 7,9"x23,6" / R17

€/m²



Listelo Hard Rock Bege LHA22
5 x 20 cm . 2"x7,9" / P15



Listelo Hard Rock Castanho LHA42
5 x 20 cm . 2"x7,9" / P15



Listelo Hard Rock Cinza Claro LHA12
5 x 20 cm . 2"x7,9" / P15



Listelo Hard Rock Preto LHA92
5 x 20 cm . 2"x7,9" / P15



Rodapé Hard Rock Bege RHA22
15 x 20 cm . 6"x7,9" / P23



Rodapé Hard Rock Castanho RHA42
15 x 20 cm . 6"x7,9" / P23



Rodapé Hard Rock Cinza Claro RHA12
15 x 20 cm . 6"x7,9" / P23



Rodapé Hard Rock Preto RHA92
15 x 20 cm . 6"x7,9" / P23



Decor 1 Hard Rock Bege EHA23
20 x 60 cm . 7,9"x23,6" / P34



Decor 1 Hard Rock Branco EHA03
20 x 60 cm . 7,9"x23,6" / P34



Decor 1 Hard Rock Cinza Claro EHA13
20 x 60 cm . 7,9"x23,6" / P34




Barra Hard Rock Castanho 2 BHA43
3,5 x 60 cm . 1,4"x23,6" / P15



Barra Hard Rock Branco 2 BHA03
3,5 x 60 cm . 1,4"x23,6" / P15



Barra Hard Rock Preto 2 BHA93
3,5 x 60 cm . 1,4"x23,6" / P15



Barra Pedra 1 BPD01
5 x 33,3 cm . 2"x13,1" / P27



Barra Uffizi BUF20
4,8 x 32,5cm . 1,9"x12,8" / P32



Barra Pebble BPB20
5 x 33 cm . 2"x13" / P36



Barra Pedra 2 BPD02
5 x 33,3 cm . 2"x13,1" / P27



Listelo Uffizi LUF20
3 x 33cm . 1,2"x13" / P30



Barra Albani 2 BPB22
5 x 25 cm . 2"x9,8" / P28



HARD ROCK

hard rock 25 x 36,5



m²/cx
1,00


m²/pal
72,00



Hard Rock Bege HA20R
25 x 36,5 cm . 9,8"x14,4" / R06



Hard Rock Castanho HA40R
25 x 36,5 cm . 9,8"x14,4" / R06



Hard Rock Branco HA01R
25 x 36,5 cm . 9,8"x14,4" / R06



Hard Rock Cinza Claro HA10R
25 x 36,5 cm . 9,8"x14,4" / R06




Hard Rock Preto HA90R
25 x 36,5 cm . 9,8"x14,4" / R06

pop rock 25 x 36,5



m²/cx
1,00

m²/pal
72,00



Pop Rock Bege PH20R
25 x 36,5 cm . 9,8"x14,4" / R08



Pop Rock Castanho PH40R
25 x 36,5 cm . 9,8"x14,4" / R08



Pop Rock Cinza Claro PH10R
25 x 36,5 cm . 9,8"x14,4" / R08



Pop Rock Preto PH90R
25 x 36,5 cm . 9,8"x14,4" / R08



Barra Hard Rock Branco 1 BHA01
3,5 x 25 cm . 1,4"x9,8" / P08



Barra Hard Rock Castanho 1 BHA41
3,5 x 25 cm . 1,4"x9,8" / P08



Barra Hard Rock Preto 1 BHA91
3,5 x 25 cm . 1,4"x9,8" / P08

hard rock 33 x 33




m²/cx
1,40


m²/pal
64,40




Hard Rock Castanho HA40
33 x 33cm . 13"x13" / M11




Hard Rock Bege HA20
33 x 33cm . 13"x13" / M11



Hard Rock Cinza Claro HA10
33 x 33cm . 13"x13" / M11



Hard Rock Cinza Escuro HA13
33 x 33cm . 13"x13" / M11



Hard Rock Preto HA90
33 x 33cm . 13"x13" / M11




ILUSTRE











Ilustre Grey IU10R
33,3 x 50cm . 13,1"x19,7" / R13



Ilustre Cream IU20R
33,3 x 50cm . 13,1"x19,7" / R13



Decor Rosemary 2 Branco ERY12
33,3 x 50 cm . 13,1"x19,7" / P48



Decor Rosemary 2 Cream ERY22
33,3 x 50 cm . 13,1"x19,7" / P48



Decor Rosemary 4 Branco ERY14
33,3 x 50 cm . 13,1"x19,7" / P44



Decor Rosemary 4 Cream ERY24
33,3 x 50 cm . 13,1"x19,7" / P44



Barra Rosemary 1 Branco BRY01
6,5 x 50 cm . 2,6"x19,7" / P17



Barra Rosemary 1 Cream BRY21
6,5 x 50 cm . 2,6"x19,7" / P17



Listelo Rosemary 1 Branco LRY01
3 x 50 cm . 1,2"x19,7" / P08



Listelo Rosemary 1 Cream LRY21
3 x 50 cm . 1,2"x19,7" / P08



Barra Rosemary 2 Branco BRY02
9 x 33,3 cm . 3,6"x19,7" / P16



Barra Rosemary 2 Cream BRY22
9 x 33,3 cm . 3,6"x19,7" / P16



Listelo Rosemary 2 Branco LRY02
3 x 33,3 cm . 1,2"x19,7" / P06



Listelo Rosemary 2 Cream LRY22
3 x 33,3 cm . 1,2"x19,7" / P06




Barra Vidro Cinza BVD10
3 x 50 cm . 1,2"x19,7" / P32




Barra Vidro Craft BVD40
3 x 50 cm . 1,2"x19,7" / P32




Barra Tropicália BTL45
5 x 50 cm . 2"x19,7" / P21




Mosaico Ilustre Grey EU10
33,3 x 33,3 cm . 13,1"x13,1" / P30




Mosaico Ilustre Cream EU20
33,3 x 33,3 cm . 13,1"x13,1" / P30




Ilustre Grey IU10
33,3 x 33,3 cm . 13,1"x13,1" / M12



Ilustre Cream IU20
33,3 x 33,3 cm . 13,1"x13,1" / M12



Linea Cinza NE10
33,3 x 33,3 cm . 13,1"x13,1" / M12



Linea Craft NE40
33,3 x 33,3 cm . 13,1"x13,1" / M12



ilustre 33,3 x 33,3



ilustre ~linea 33,3 x 33,3




PISANINO

pisanino 33,3 x 50




m²/cx
1,67

m²/pal
46,76
53,44



Pisanino Preto PN91R
33,3 x 50 cm . 13,1"x19,7" / R11



Pisanino Branco PN01R
33,3 x 50 cm . 13,1"x19,7" / R10



Barra Pisanino BPN01
8 x 33,3 cm . 3,1"x13,1" / P16




Barra Pireu Preto BPU90
10 x 33,3 . 3,9"x13,1"cm / P15

pisanino 25 x 36,5




m²/cx
1,00

m²/pal
72,00



Pisanino Preto PN95R
25 x 36,5 cm . 9,8"x14,4" / R08



Pisanino Branco PN05R
25 x 36,5 cm . 9,8"x14,4" / R07




Listelo Athens LHE01
5 x 25 cm . 2"x9,8" / P09

pisanino 33,3 x 33,3




m²/cx
1,44

m²/pal
66,24



Pisanino Preto PN91
33,3 x 33,3 cm . 13,1"x13,1" / M08



Pisanino Branco PN01
33,3 x 33,3 cm . 13,1"x13,1" / M07














Status Lilás ST57R
25 x 36,5 cm . 9,8"x14,4" / R07



Status Cinza ST13R
25 x 36,5 cm . 9,8"x14,4" / R07



Status Bege ST23R
25 x 36,5 cm . 9,8"x14,4" / R07



Status Pérola ST03R
25 x 36,5 cm . 9,8"x14,4" / R07



Status Lilás Pré-Corte 1 ST58R
25 x 36,5 cm . 9,8"x14,4" / R11



Status Cinza Pré-Corte 1 ST14R
25 x 36,5 cm . 9,8"x14,4" / R11



Status Bege Pré-Corte 1 ST24R
25 x 36,5 cm . 9,8"x14,4" / R11



Status Pérola Pré-Corte 1 ST04R
25 x 36,5 cm . 9,8"x14,4" / R11



Decor Pastel EPA03
25 x 36,5 cm . 9,8"x14,4" / P41



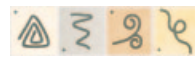
Barra Pastel BPA01
10 x 25 cm . 3,9"x9,8" / P27



Listelo Trendy 1 LTY40
3 x 36,5 cm . 1,2"x14,4" / P21



Listelo Trendy 2 LTY50
3 x 36,5 cm . 1,2"x14,4" / P21



Barra Taurus BTA40
6,5 x 25 cm . 2,5"x9,8" / P19



Barra Trendy 1 BTY40
5 x 36,5 cm . 2"x14,4" / P25



Barra Trendy 2 BTY50
5 x 36,5 cm . 2"x14,4" / P25



Status Lilás ST57
33,3 x 33,3 cm . 13,1"x13,1" / M07



Status Cinza ST13
33,3 x 33,3 cm . 13,1"x13,1" / M07



Status Craft ST43
33,3 x 33,3 cm . 13,1"x13,1" / M07



Status Pérola ST03
33,3 x 33,3 cm . 13,1"x13,1" / M07



m²/cx 1,00

m²/pal 72,00



m²/cx 1,00

m²/pal 66,00



m²/cx 1,44

m²/pal 66,24

status 25 x 36,5


status 25 x 36,5

status 33,3 x 33,3












Filadelfia Marfil FF20R
25 x 36,5 cm . 9,8"x14,4" / R07




Filadelfia Bege FF27R
25 x 36,5 cm . 9,8"x14,4" / R07



Filadelfia Noz Escuro FF47R
25 x 36,5 cm . 9,8"x14,4" / R07



Filadelfia Marfil Pré-corte 1 FF21R
25 x 36,5 cm . 9,8"x14,4" / R11



Filadelfia Bege Pré-corte 1 FF28R
25 x 36,5 cm . 9,8"x14,4" / R11



Decor Liberty Marfil E00C1
25 x 36,5 cm . 9,8"x14,4" / P19



Decor Liberty Bege E00C2
25 x 36,5 cm . 9,8"x14,4" / P19



Barra Filadelfia 1 BFF20
(FF20/27/47)
8 x 25 cm . 3,1"x9,8" / P16



Barra Filadelfia 3
Marfil/Creme BFF23
5 x 25 cm . 2"x9,8" / P16




Listelo Filadelfia 1 LFF20
(FF20/27/47)
2,5 x 25 cm . 1"x9,8" / P07




Meia Cana Filadelfia
Marfil/Creme MFF23
2 x 25 cm . 0,8"x9,8" / P08



Filadelfia Marfil FF20
33 x 33 cm . 13"x13" / M11



Filadelfia Bege FF27
33 x 33 cm . 13"x13" / M11



Filadelfia Noz Escuro FF47
33 x 33 cm . 13"x13" / M11



Rodapé Filadelfia Marfil R3FF20
7,5 x 33 cm . 3"x13" / P03



Rodapé Filadelfia Bege R3FF27
7,5 x 33 cm . 3"x13" / P03



Rodapé Filadelfia Noz Escuro R3FF47
7,5 x 33 cm . 3"x13" / P03



m²/cx 1,00

m²/pal 72,00



m²/cx 1,00

m²/pal 66,00



4

R9

V2

m²/cx 1,40

m²/pal 64,40


Filadelfia 25 x 36,5

Filadelfia 25 x 36,5


Filadelfia 33 x 33

ALBA

alba 25 x 36,5



Alba Bege LB22R
25 x 36,5 cm . 9,8"x14,4" / R06



Alba Cinza LB12R
25 x 36,5 cm . 9,8"x14,4" / R06



Decor Alba E00B1
25 x 36,5 cm . 9,8"x14,4" / P22



Barra Alba Bege BLB22
8 x 25 cm . 3,1"x9,8" / P11




Barra Alba Cinza BLB12
8 x 25 cm . 3,1"x9,8" / P11



Listelo Alba Bege LLB22
4 x 25 cm . 1,6"x9,8" / P07




Listelo Alba Cinza LLB12
4 x 25 cm . 1,6"x9,8" / P07




Barra Albani 2 BPB22
5 x 25 cm . 2"x9,8" / P28

alba 33,3 x 33,3




Alba Bege LB22
33,3 x 33,3 cm . 13,1"x13,1" / M09




Alba Cinza LB12
33,3 x 33,3 cm . 13,1"x13,1" / M09





Bermuda Bege BD20R
25 x 36,5 cm . 9,8"x14,4" / R05



Bermuda Cinza BD10R
25 x 36,5 cm . 9,8"x14,4" / R05



Barra Berlim Bege BBL20
8 x 25 cm . 3,1"x9,8" / P19



Barra Berlim Cinza BBL10
8 x 25 cm . 3,1"x9,8" / P19



Listelo Berlim Bege LBL20
4 x 25 cm . 1,6"x9,8" / P11



Listelo Berlim Cinza LBL10
4 x 25 cm . 1,6"x9,8" / P11



Meia Cana Platina Lisa
Brilho M2PT1
2 x 25 cm . 0,8"x9,8" / P11




Meia Cana Platina Ondulada
Brilho M2PT2
2 x 25 cm . 0,8"x9,8" / P11




bermuda 25 x 36,5








Natura Branco Mate NT09R
32,5 x 90 cm . 12,8"x35,4" / R22



Natura Branco Brilho NT02R
32,5 x 90 cm . 12,8"x35,4" / R22



Decor Wavy EVY01
32,5 x 90 cm . 12,8"x35,4" / P61



Decor Atlas EAL01
32,5 x 90 cm . 12,8"x35,4" / P69




Decor Elegance 1 EGN01
32,5 x 90 cm . 12,8"x35,4" / P61



Decor Elegance 2 EGN02
32,5 x 90 cm . 12,8"x35,4" / P64



Decor Boutique Cherry EOU83
32,5 x 90 cm . 12,8"x35,4" / P63



Decor Boutique Petroleum EOU53
32,5 x 90 cm . 12,8"x35,4" / P63



Barra Lyra I BLY24
5 x 32,5 cm . 2"x12,8" / P19



Barra Lyra II BLY56
5 x 32,5 cm . 2"x12,8" / P19



Barra Blouse Verde BBU60
6 x 90 cm . 2,4"x35,4" / P53



Barra Iris 7 BII70
3,5 x 32,5 cm . 1,4"x12,8" / P29



Barra Iris 5 BII50
3,5 x 32,5 cm . 1,4"x12,8" / P29



Barra Blouse Azul BBU50
6 x 90 cm . 2,4"x35,4" / P53



Purito Natura PNT20
1,2 x 32,5 cm . 0,5"x12,8" / P19



Barra Tecno BTE15
5 x 32,5 cm . 2"x12,8" / P32



m²/cx
1,17

m²/pal
23,40

natura 32,5 x 90

NATURA

natura 32,5 x 65



m²/cx
1,06

m²/pal
42,40

natura 20 x 60



m²/cx
0,96


m²/pal
46,08

mosaic biza 25 x 36,5




m²/cx
1,00


m²/pal
66,00




Natura Branco Mate NT08R
32,5 x 65 cm . 12,8"x25,6" / R20



Natura Branco Brilho NT01R
32,5 x 65 cm . 12,8"x25,6" / R20



Natura Branco Mate NT03R
20 x 60 cm . 7,9"x23,6" / R16



Natura Branco Brilho NT06R
20 x 60 cm . 7,9"x23,6" / R16



Decor Boutique Cherry EOU82
20 x 60 cm . 7,9"x23,6" / P33



Decor Boutique Petroleum EOU52
20 x 60 cm . 7,9"x23,6" / P33




Barra Hard Rock Preto 2 BHA93
3,5 x 60 cm . 1,4"x23,6" / P15




Barra Hard Rock Castanho 2 BHA43
3,5 x 60 cm . 1,4"x23,6" / P15




Barra Hard Rock Branco 2 BHA03
3,5 x 60 cm . 1,4"x23,6" / P15




Mosaic Biza Branco IC01R
25 x 36,5cm . 9,8"x14,4" / R17




Mosaic Biza Azul IC50R
25 x 36,5cm . 9,8"x14,4" / R17



Mosaic Biza Verde IC60R
25 x 36,5cm . 9,8"x14,4" / R17




Mosaic Biza Bege IC20R
25 x 36,5cm . 9,8"x14,4" / R17




Natura Pergamon Mate NT29R
32,5 x 90 cm . 12,8"x35,4" / R22



Decor Achillea ECH20
32,5 x 90 cm . 12,8"x35,4" / P68



Natura Pergamon Mate NT28R
32,5 x 65 cm . 12,8"x25,6" / R20




Natura Pergamon Brilho NT27R
32,5 x 65 cm . 12,8"x25,6" / R20



Barra Lyra I BLY24
5 x 32,5 cm . 2"x12,8" / P19



Barra Uffizi BUF20
4,8 x 32,5cm . 1,9"x12,8" / P32



Listelo Uffizi LUF20
3 x 33cm . 1,2"x13" / P30



Barra Brasil Wengué BBS44
4 x 32,5 cm . 1,6"x12,8" / P13



Purito Natura PNT20
1,2 x 32,5 cm . 0,5"x12,8" / P19



m²/cx 1,17

m²/pal 23,40



m²/cx 1,06

m²/pal 42,40

natura 32,5 x 90

natura 32,5 x 65




sicília ~ minimal 33,3 x 50




m²/cx
1,67


m²/pal
46,76
53,44




Sicília Pergamon SL27R
33,3 x 50 cm . 13,1"x19,7" / R10




Minimal Branco Mate Estruturado NI01R
33,3 x 50 cm . 13,1"x19,7" / R10



Minimal Branco Brilho Estruturado NI05R
33,3 x 50 cm . 13,1"x19,7" / R10



Sicília Branco Liso Mate SL08R
33,3 x 50 cm . 13,1"x19,7" / R10



Sicília Branco Liso Brilho SL09R
33,3 x 50 cm . 13,1"x19,7" / R10



Barra Vidro Cinza BVD10
3 x 50 cm . 1,2"x19,7" / P32



Listelo Utopia Bege LUA20
1,8 x 33,3cm . 0,7"x13,1" / P15



Barra Vidro Amarelo BVD70
3 x 50 cm . 1,2"x19,7" / P32



Listelo Utopia Azul LUA50
1,8 x 33,3cm . 0,7"x13,1" / P15



Barra Vidro Craft BVD40
3 x 50 cm . 1,2"x19,7" / P32



Barra Galáxia 1 BGX01
9 x 33,3cm . 3,5"x13,1" / P24




Barra Pedra 1 BPD01
5 x 33,3 cm . 2"x13,1" / P27



Barra Galáxia 2 BGX02
9 x 33,3cm . 3,5"x13,1" / P24




Barra Pedra 2 BPD02
5 x 33,3 cm . 2"x13,1" / P27







Salerno Antracite SL91R
25 x 36,5 cm . 9,8"x14,4" / R08




Salerno Pergamon Liso SL20R
25 x 36,5 cm . 9,8"x14,4" / R06




Salerno Pergamon Ondulado SL22R
25 x 36,5 cm . 9,8"x14,4" / R06



Salerno Branco Mate Estruturado SL01R
25 x 36,5 cm . 9,8"x14,4" / R06



Salerno Branco Liso SL06R
25 x 36,5 cm . 9,8"x14,4" / R01



Salerno Branco Mate Liso SL02R
25 x 36,5 cm . 9,8"x14,4" / R06



Salerno Branco Relevo SL05R
25 x 36,5 cm . 9,8"x14,4" / R03



Decor Smoke ESK01
25 x 36,5 cm . 9,8"x14,4" (SL01R) / P24



Decor Salerno 1 E00A1
25 x 36,5 cm . 9,8"x14,4" (SL06R) / P33



Decor Salerno 2 E00A2
25 x 36,5 cm . 9,8"x14,4" (SL06R) / P33



Decor Light E00D1
25 x 36,5 cm . 9,8"x14,4" (SL06R) / P26



Barra Smoke BSK90
5 x 25 cm . 2"x9,8" / P11



Barra Salerno 1 B00A1
3,5 x 25 cm . 1,4"x9,8" / P42



Barra Salerno 2 B00A2
3,5 x 25 cm . 1,4"x9,8" / P42



Barra Ninfa BNF01
6 x 25 cm . 2,3"x9,8" / P11



Listelo Smoke LSK90
3 x 25 cm . 1,2"x9,8" / P12



Barra Salerno Bege BSL20
5 x 25 cm . 2"x9,8" / P11



Barra Salerno Azul BSL50
5 x 25 cm . 2"x9,8" / P11



Barra Salerno Cinza BSL10
5 x 25 cm . 2"x9,8" / P11



Meia Cana Platina Lisa Brilho M2PT1
2 x 25 cm . 0,8"x9,8" / P11



Listelo Salerno Bege LSL20
2 x 25 cm . 0,8"x9,8" / P07



Listelo Salerno Azul LSL50
2 x 25 cm . 0,8"x9,8" / P07



Listelo Salerno Cinza LSL10
2 x 25 cm . 0,8"x9,8" / P07



Meia Cana Platina Ondulada Brilho M2PT2
2 x 25 cm . 0,8"x9,8" / P11



salerno 25 x 36,5

m²/cx
1,00

m²/pal
72,00





CERAMIC DETAILS

INFORMAÇÃO TÉCNICA .. TECHNICAL INFORMATION

CATÁLOGO GERAL .. GENERAL COLLECTION
2014/15

PACKING LIST
PRESTIGE

formato formato format size format (cm)	espesura espesura epaisseur thickness höhe (mm)	peça / caixa pieza / caja pièce / carton pieces / box stück / box	peças / m ² pieza / m ² pièces / m ² pieces / sqm stück / m ²	m ² / caixa m ² / caja m ² / carton sqm / box m ² / box	caixas / pal caja / pal carton / pal box / pal box / pal	m ² / palete m ² / pal m ² / pal sqm / pal m ² / pal	kg / caixa kg / caja kg / carton kg / box kg / box	kg / pal
44 x 88,2	10,5	3	2,58	1,16	27	31,32	27,55	760
59 x 59	10,5*1 10	3 3	2,87 2,87	1,04 1,04	32 32	33,28 33,28	25,13 22,94	820 750
44 x 44	9	5	5,16	0,97	66	64,02	18,71	1260
29,4 x 59	10,5*2 9,3	7 7	5,8 5,8	1,21 1,21	32 32	38,72 38,72	29,19 26,69	950 870
14,5 x 88,2	10,5	8	7,82	1,02	52	53,04	24,30	1280
7,2 x 14,5	10,5	35	95,79	0,36	98	35,28	8,61	860
9,7 x 9,7	9	60	106,28	0,56	112	62,72	11,29	1280
60 x 60	10,5*3 10	3 3	2,8 2,8	1,08 1,08	32 32	34,56 34,56	26,16 24,91	855 815
45 x 45	9	5	5	1	68	68	19,47	1340
30 x 60	9,3	7	5,6	1,26	40	50,40	25,10	1020

*1 Trafic, Cosmic *2 Cosmic *3 Trafic

PACKING LIST
PAVIMENTO // PAVIMENTO // SOLS // FLOOR TILES // BODENFLIESEN

formato formato format size format (cm)	espesura espesura epaisseur thickness höhe (mm)	peça / caixa pieza / caja pièce / carton pieces / box stück / box	peças / m ² pieza / m ² pièces / m ² pieces / sqm stück / m ²	m ² / caixa m ² / caja m ² / carton sqm / box m ² / box	caixas / pal caja / pal carton / pal box / pal box / pal	m ² / palete m ² / pal m ² / pal sqm / pal m ² / pal	kg / caixa kg / caja kg / carton kg / box kg / box	kg / pal
60 x 60	10	3	2,8	1,08	32	34,56	23,25	760
45 x 45	9	5	5	1	68	68	19,47	1340
33,3 x 33,3	7,8 8,5	14 13	9 9	1,55 1,44	46 46	71,30 66,24	23,13 24,65	1080 1150
32,5 x 32,5	8,5	12	9,5	1,27	48	60,96	21,75	1060
60 x 60	10	3	2,8	1,08	32	34,56	23,25	760
50 x 50	9,5*1 9,8	6 6	4 4	1,50 1,50	24 24	36 36	31 30,17	760 740
45 x 45	9	5	5	1	68	68	19,47	1340
30 x 60	9,3	7	5,6	1,26	40	50,40	25,10	1020
33 x 50	8,5 9,5*1	9 9	6,1 6,1	1,50 1,50	32 32	48 48	28,25 29,50	920 960
33 x 33	7,8 8,5 9*2 9,5*1	13 13 13 10	9,2 9,2 9,2 9,2	1,4 1,4 1,4 1,09	46 46 46 46	64,40 64,40 64,40 50,14	23,13 23,52 24,39 21,78	1080 1100 1140 1020
16,5 x 33	7,8 8,5 9*2	12 12 22	18 18 18	0,66 0,66 1,20	72 72 36	47,52 47,52 43,20	11,76 12,47 20,05	865 916 740
16,5 x 16,5	7,8 8,5 9*2	24 24 24	36 36 36	0,66 0,66 0,66	72 72 72	47,52 47,52 47,52	10,72 11,69 12,11	790 860 890

*1 Highlands *2 Santa Fé

PACKING LISTPEÇAS ESPECIAIS // PIEZAS CERÁMICAS ESPECIALES // PIÈCES SPECIALES // SPECIAL PIECES // SPEZIALTEILE
PAVIMENTO // PAVIMENTO // SOLS // FLOOR TILES // BODENFLIESEN**DECORS**

DECORACIÓN // DÉCORS // DECO // DEKORIERTE FLIESEN

formato formato // format size // format (cm)	peças / caixa piezas / caja // pièces / carton pieces / box // stück / box	formato formato // format size // format (cm)	peças / caixa piezas / caja // pièces / carton pieces / box // stück / box
29,4 x 29,4	5	33 x 50	5
22,5 x 45	10	45 x 45	5
33 x 33	5	29,4 x 59	2
30 x 30	5	32,6 x 59	5
30 x 50	5		

BARRAS

BARRAS // FRISES // BORDER TILES // BORDÜREN

formato formato // format size // format (cm)	peças / caixa piezas / caja // pièces / carton pieces / box // stück / box
5 x 25	54
5,2 x 33	20
8 x 33	12
16,5 x 33	12
5 x 33,3	20
10,8 x 33,3	10
16,5 x 33,3	12
12 x 45	12
22,5 x 45	10
2,5 x 59	4
4 x 59	10
5 x 59	10
9,6 x 59	4
5 x 60	10

RODAPÉS

RODAPÉ // PLINTHES // CERAMIC SKIRTING // FUSSLEISTEN

formato formato // format size // format (cm)	peças / caixa piezas / caja // pièces / carton pieces / box // stück / box
7,5 x 33	24 Highlands - 20
7,5 x 33,3	24
7,5 x 44	18 Exotic - 16
7,5 x 45	18
7,5 x 50	18
8 x 59	4
8 x 60	4

TACOS

TACOS // LAMES // PARQUET BLOCK // PARKETTBODEN

formato formato // format size // format (cm)	peças / caixa piezas / caja // pièces / carton pieces / box // stück / box
12 x 12	46
16,5 x 16,5	24

DEGRAUS

ESCALONES // MARCHES // STEPS // STUFEN

formato formato // format size // format (cm)	peças / caixa piezas / caja // pièces / carton pieces / box // stück / box
33 x 33	5
33,3 x 33,3	14
44 x 44	5
45 x 45	5
29,4 x 59	7 Newstreet - 2

FLECHAS

FIRENZES // FLÈCHES // ARROW BORDER TILE // ENDLOS BORDÜREN

formato formato // format size // format (cm)	peças / caixa piezas / caja // pièces / carton pieces / box // stück / box
10 x 33	14
12,5 x 33	10
15,5 x 33	10
16,5 x 33	10
18 x 45	8

ÂNGULOS

ÂNGULOS // ANGLES // ANGLES // WINKEL

formato formato // format size // format (cm)	peças / caixa piezas / caja // pièces / carton pieces / box // stück / box
10 x 10	22
12,5 x 12,5	22
15,5 x 15,5	10
16,5 x 16,5	24
18 x 18	10
22,5 x 22,5	20

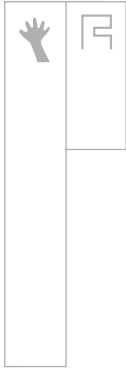
As quantidades apresentadas para as peças especiais (decorações, rodapés e barras) podem variar de acordo com as necessidades da encomenda.

Las cantidades presentadas para las piezas especiales (decoraciones, rodapiés, barras) pueden cambiar según las especificaciones del pedido.

Les quantités présentées pour les pièces spéciales (décorations, plinthes et frises) peuvent varier selon les nécessités de la commande.

The amounts presented for special pieces (decoration, skirting and border tiles) can vary according to the consignment requirements.

Die angegebenen Mengen für spezielle Bauteile (Dekorationen, Fußleisten und Bordüren) können je nach den Erfordernissen der Bestellung abweichen.



PACKING LIST
REVESTIMENTO // REVESTIMIENTO // REVÊTEMENT // WALL TILES // WANDFLIESEN

formato formato format size format (cm)	espessura espesseur thickness höhe (mm)	peça / caixa pieza / caja pièce / carton pieces / box stück / box	peças / m ² pieza / m ² pièces / m ² pieces / sqm stück / m ²	m ² / caixa m ² / caja m ² / carton sqm / box m ² / box	caixas / pal caja / pal carton / pal box / pal box / pal	m ² / paleta m ² / pal m ² / pal sqm / pal m ² / pal	kg / caixa kg / caja kg / carton kg / box kg / box	kg / pal
32,5 x 90	11	4	3,4	1,17	20	23,40	23,20	480
32,5 x 65	10,5	5	4,7	1,06	40	42,40	19,23	785
20 x 60	10	8	8,33	0,96	48	46,08	15,08	740
33,3 x 50	8,5 8,5*1	10 10	6 6	1,67 1,67	28 32	46,76 53,44	23,71 23,71	680 777
25 x 36,5	8 8*2	11 11	11 11	1 1	72 66	72,00 66,00	13,39 13,39	980 900

*1 Produções a partir de 2014 / Productions from 2014 *2 Pré-Corte: Filadélfia, Mix, Status, Mosaic

PACKING LIST
PEÇAS ESPECIAIS // PIEZAS CERÁMICAS ESPECIALES // PIÈCES SPECIALES // SPECIAL PIECES // SPEZIALTEILE
REVESTIMENTO // REVESTIMIENTO // REVÊTEMENT // WALL TILES // WANDFLIESEN

DECORS
DECORACIÓN // DÉCORS // DECO // DEKORIERTE FLIESEN

formato formato // format size // format (cm)	peças / caixa piezas / caja // pièces / carton pieces / box // stück / box	formato formato // format size // format (cm)	peças / caixa piezas / caja // pièces / carton pieces / box // stück / box
20 x 20	10 Mosaico Sweet - 5	20 x 60	5 Lovely - 4 Spa 1, Reflection - 3 Gourmet - 2
32,5 x 32,5	5	32,5 x 65	2
33,3 x 33,3	5	32,5 x 90	2
25 x 36,5	5		
33,3 x 50	5		

BARRAS_LISTELOS_MEIA CANA
BARRAS_LISTELOS_MEDIA CAÑA // FRISES_LISTELS_VOILEMENT TRANSVERSAL
BORDER TILES_PENCIL MOLDING LISTELLOS_CAP MOLDINGS // BORDÜREN_LISTELO_TORELO

formato formato // format size // format (cm)	peças / caixa piezas / caja // pièces / carton pieces / box // stück / box	formato formato // format size // format (cm)	peças / caixa piezas / caja // pièces / carton pieces / box // stück / box
5 x 20	30	9,5 x 32,5	6
15 x 20	10	3 x 33	56 Listelo Uffizi - 42
2 x 25	10 MC Marfil Mate - 24 MC Filadélfia - 14 MC Platina - 21	5 x 33	36
2,5 x 25	20 Listelo Filadélfia - 39	1,8 x 33,3	90
3 x 25	18 Listelo Smoke - 32	3 x 33,3	56
3,5 x 25	10	4 x 33,3	16 Listelo Liz LLZ23 - 6
4 x 25	10	5 x 33,3	20
4,3 x 25	20	8 x 33,3	10 Barra Pisanino BPN01 - 9
5 x 25	10 Barras Spring Koros - 20 Barra Albani 2 - 54	9 x 33,3	10
5,5 x 25	10	11 x 33,3	12
6 x 25	10	2,7 x 36,5	8
6,5 x 25	10	3 x 36,5	21
7 x 25	10	5 x 36,5	10
8 x 25	10 Barra Filadélfia 1 - 13	6 x 36,5	10
10 x 25	21	3 x 50	40 Barra Vidro - 9
1,2 x 32,5	24	5 x 50	10 Barra Tropicália - 16 Barras LINEA - 22
3 x 32,5	45	5,5 x 50	18 (Listelo Agata)
3,5 x 32,5	24	6 x 50	18
4 x 32,5	18	6,5 x 50	18
4,8 x 32,5	36	2 x 60	20
5 x 32,5	9 Barras Lyra - 16 Barra Iris BII70 - 10	3,5 x 60	10
5,5 x 32,5	8	4 x 60	10 Listelo Trees - 9
8 x 32,5	8	5 x 65	8
		5 x 90	8
		6 x 90	8
		10 x 90	4

As quantidades apresentadas para as peças especiais (decorações, rodapés e barras) podem variar de acordo com as necessidades da encomenda.
 Las cantidades presentadas para las piezas especiales (decoraciones, rodapiés, barras) pueden cambiar según las especificaciones del pedido.
 Les quantités présentées pour les pièces spéciales (décorations, plinthes et frises) peuvent varier selon les nécessités de la commande.
 The amounts presented for special pieces (decoration, skirting and border tiles) can vary according to the consignment requirements.
 Die angegebenen Mengen für spezielle Bauteile (Dekorationen, Fußleisten und Bordüren) können je nach den Erfordernissen der Bestellung abweichen.

GRÉS PORCELANATO VIDRADO - GRUPO B1a // PORCELLANATO ESMALTADO - GRUPO B1a
GRÈS CÉRAME EMAILLÉ - GROUPE B1a // GLAZED PORCELAIN TILES - CLASS B1a
GLASIERTES FEINSTEINZEUG - GRUPPE B1a

características técnicas características técnicas caractéristiques techniques technical features technische eigenschaften	norma norma norme test method norm	valor da norma NP EN14411 valor de la norma valeur de la norme standard value wert der norm	valor DOMINÓ valor DOMINÓ valeur DOMINO DOMINÓ value wert DOMINÓ
--	---	--	---



comprimento e largura longitud y anchura longueur et largeur length and width länge und Breite	NP EN ISO 10545 -2	± 0,6 %	cumpre a norma cumple la norma respecte la norme complies with the standards entspricht der norm
espessura grosor épaisseur thickness tiefe	NP EN ISO 10545 -2	± 5 %	cumpre a norma cumple la norma respecte la norme complies with the standards entspricht der norm
rectitude das arestas rectitud de los lados rectitude des arêtes side straightness geradlinigkeit des Grats	NP EN ISO 10545 -2	± 0,5 %	cumpre a norma cumple la norma respecte la norme complies with the standards entspricht der norm
ortogonalidade ortogonalidad angularité rectangularity orthogonalität	NP EN ISO 10545 -2	± 0,6 %	cumpre a norma cumple la norma respecte la norme complies with the standards entspricht der norm
planaridade planitud de la superficie planéité surface flatness ebenheit	NP EN ISO 10545 -2	± 0,5 %	cumpre a norma cumple la norma respecte la norme complies with the standards entspricht der norm
absorção de água absorción de agua absorption d'eau water absorption absorption von Wasser	NP EN ISO 10545 -3	≤ 0,5 %	≤ 0,5 %
resistência à flexão resistencia a la flexión contrainte de rupture bending strength biegefestigkeit	NP EN ISO 10545 -4	≥ 35 N/mm ²	≥ 35 N/mm ²
resistência à abrasão resistencia a la abrasión résistance à l'abrasion abrasion resistance abriebfestigkeit	NP EN ISO 10545 -7	segundo valores do fabricante segun los valores del fabricante d'après les valeurs du fabricant according manufacturer values der angaben des herstellere	3 - 5
resistência ao choque térmico resistencia ao choque térmico résistance aux chocs thermiques resistance to thermal shock resistenz gegen thermischen Schock	NP EN ISO 10545 -9	método de ensaio disponível método de ensaio disponible méthode d'essai disponible test method available testmethode verfügbar	resiste resiste résiste resists ist resistent
resistência ao fendilhamento resistencia al cuarteo résistance aux tréssaillures crazing resistance rissfestigkeit	NP EN ISO 10545 -11	exigido exigido exigé required verlangt	cumpre a norma cumple la norma respecte la norme complies with the standards entspricht der norm
resistência ao gelo resistencia al hielo résistance au gel frost resistance resistenz bei Eis	NP EN ISO 10545 -12	exigido exigido exigé required verlangt	cumpre a norma cumple la norma respecte la norme complies with the standards entspricht der norm
resistência aos ácidos e bases resistencia a los ácidos e bases résistance aux acides et aux bases resistance against acids and bases resistenz gegen Säuren und Basen	NP EN ISO 10545 -13	segundo valores do fabricante segun los valores del fabricante d'après les valeurs du fabricant according manufacturer values der angaben des herstellere	min. classe min. class min. classe min. classe min. Klasse GLB
resistência aos produtos de limpeza domésticos resistencia a los productos de limpieza y reactivos de piscina résistance aux produits d'entretien domestiques household detergents and additives for swimming-pools resistenz gegen häusliche Reinigungsprodukte	NP EN ISO 10545 -13	min. classe min. class min. classe min. classe min. Klasse GB	classe class classe classe klasse GA
resistência às manchas resistencia a las manchas résistance aux tâches resistance to staining resistenz gegen Fleckenbildung	NP EN ISO 10545 -14	min. classe min. class min. classe min. classe min. Klasse 3	cumpre a norma cumple la norma respecte la norme complies with the standards entspricht der norm

PAVIMENTO GRÉS VIDRADO PASTA BRANCA - GRUPO BIIa // PAVIMENTO GRÉS VIDRIADO PASTA BLANCA - GRUPO BIIa
CARREAUX GRÉS EMAILLÉ PÂTE BLANCHE - GROUPE BIIa // GLAZED WHITE BODY FLOOR TILES - CLASS BIIa
GLASIERT BODENFLIESEN WEISSE SCHERBE - GRUPPE BIIa

	características técnicas características técnicas caractéristiques techniques technical features technische eigenschaften	norma norma norme test method norm	valor da norma NP EN14411 valor de la norma valeur de la norme standard value wert der norm	valor DOMINÓ valor DOMINÓ valeur DOMINÓ DOMINÓ value wert DOMINÓ
	comprimento e largura longitud y anchura longueur et largeur length and width länge und Breite	NP EN ISO 10545 -2	± 0,6 %	cumpra a norma cumple la norma respecte la norme complies with the standards entspricht der norm
	espessura grosor épaisseur thickness tiefe	NP EN ISO 10545 -2	± 5 %	cumpra a norma cumple la norma respecte la norme complies with the standards entspricht der norm
	rectitude das arestas rectitud de los lados rectitude des arêtes side straightness geradlinigkeit des Grats	NP EN ISO 10545 -2	± 0,5 %	cumpra a norma cumple la norma respecte la norme complies with the standards entspricht der norm
	ortogonalidade ortogonalidad angularité rectangularity orthogonalität	NP EN ISO 10545 -2	± 0,6 %	cumpra a norma cumple la norma respecte la norme complies with the standards entspricht der norm
	planaridade planitud de la superficie planéité surface flatness ebenheit	NP EN ISO 10545 -2	± 0,5 %	cumpra a norma cumple la norma respecte la norme complies with the standards entspricht der norm
	absorção de água absorción de agua absorption d'eau water absorption absorption von Wasser	NP EN ISO 10545 -3	> 3 % / < 6 %	> 2 % / < 5 %
	resistência à flexão resistencia a la flexión contrainte de rupture bending strength biegefestigkeit	NP EN ISO 10545 -4	≥ 22 N/mm ²	≥ 27 N/mm ²
	resistência à abrasão resistencia a la abrasión résistance à l'abrasion abrasion resistance abriebfestigkeit	NP EN ISO 10545 -7	segundo valores do fabricante segun los valores del fabricante d'après les valeurs du fabricant according manufacturer values der angaben des herstelllers	2 - 5
	resistência ao choque térmico resistencia ao choque térmico résistance aux chocs thermiques resistance to thermal shock resistenz gegen thermischen Schock	NP EN ISO 10545 -9	método de ensaio disponível método de ensaio disponible méthode d'essai disponible test method available testmethode verfügbar	resiste resiste résiste resists ist resistent
	resistência ao fendilhamento resistencia al cuarteo résistance aux tréssaillures crazing resistance rissfestigkeit	NP EN ISO 10545 -11	exigido exigido exigé required verlangt	cumpra a norma cumple la norma respecte la norme complies with the standards entspricht der norm
	resistência ao gelo resistencia al hielo résistance au gel frost resistance resistenz bei Eis	NP EN ISO 10545 -12	exigido exigido exigé required verlangt	cumpra a norma cumple la norma respecte la norme complies with the standards entspricht der norm
	resistência aos ácidos e bases resistencia a los ácidos e bases résistance aux acides et aux bases resistance against acids and bases resistenz gegen Säuren und Basen	NP EN ISO 10545 -13	segundo valores do fabricante segun los valores del fabricante d'après les valeurs du fabricant according manufacturer values der angaben des herstelllers	min. classe min. class min. classe min. classe min. Klasse
	resistência aos produtos de limpeza domésticos resistencia a los productos de limpieza y reactivos de piscina résistance aux produits d'entretien domestiques household detergents and additives for swimming-pools resistenz gegen häusliche Reinigungsprodukte	NP EN ISO 10545 -13	min. classe min. class min. classe min. classe min. Klasse	classe class classe classe klasse
	resistência às manchas resistencia a las manchas résistance aux tâches resistance to staining resistenz gegen Fleckenbildung	NP EN ISO 10545 -14	min. classe min. class min. classe min. classe min. Klasse	cumpra a norma cumple la norma respecte la norme complies with the standards entspricht der norm

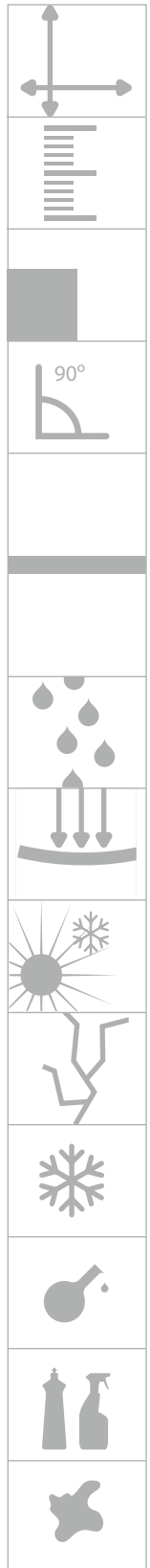
A DOMINÓ recomenda a utilização de Porcelanato em ambientes de exterior. O Pavimento em Monocozedura Pasta Branca (Grés) deve ser utilizado apenas em ambientes de interior.

DOMINÓ recomienda utilizar Porcelanato en ambientes de exterior. El Pavimento en Monococción Pasta Branca (Gres) debe ser utilizado apenas en ambientes de interior. DOMINÓ conseille l'utilisation de Carreaux de faïence dans des environnements extérieurs. Le revêtement en Monocuisson Pâte Blanche (Grés) doit être uniquement utilisé dans des environnements d'intérieur.






DOMINÓ suggests the use of porcelain for outdoor environments, while pavement in single-fired white paste (grés) should be preferred for outdoor applications. DOMINÓ rät zur Verwendung von emaillierten Fliesen nur im Freien. Fußböden aus einfach gebrannten Steinfliesen sollten nur in Innenräumen verwendet werden.

REVESTIMIENTO PASTA BRANCA - GRUPO BIII // REVESTIMIENTO PASTA BLANCA - GRUPO BIII
FAÏANCE PÂTE BLANCHE - GROUPE BIII // WHITE BODY WALL TILES - CLASS BIII
WANDFLIESEN WEISSE SCHERBE - GRUPPE BIII






características técnicas características técnicas caractéristiques techniques technical features technische eigenschaften	norma norma norme test method norm	valor da norma NP EN14411 valor de la norma valeur de la norme standard value wert der norm	valor DOMINÓ valor DOMINO valeur DOMINO DOMINÓ value wert DOMINÓ
comprimento e largura longitud y anchura longueur et largeur length and width länge und Breite	NP EN ISO 10545 -2	± 0,5 %	cumple a norma cumple la norma respecte la norme complies with the standards entspricht der norm
espesura grosor épaisseur thickness tiefe	NP EN ISO 10545 -2	± 10 %	cumple a norma cumple la norma respecte la norme complies with the standards entspricht der norm
rectitude das arestas rectitud de los lados rectitude des arêtes side straightness geradlinigkeit des Grats	NP EN ISO 10545 -2	± 0,3 %	cumple a norma cumple la norma respecte la norme complies with the standards entspricht der norm
ortogonalidade ortogonalidad angularité rectangularity orthogonalität	NP EN ISO 10545 -2	± 0,5 %	cumple a norma cumple la norma respecte la norme complies with the standards entspricht der norm
planaridade planitud de la superficie planéité surface flatness ebenheit	NP EN ISO 10545 -2	central e lateral central e lateral + 0,5% central et latéral - 0,3% center and edge zentral und seitlich empeno empeno ± 0,5% gauchissement warping krümmung	cumple a norma cumple la norma respecte la norme complies with the standards entspricht der norm
absorção de água absorción de agua absorption d'eau water absorption absorption von Wasser	NP EN ISO 10545 -3	> 10%	12% - 16%
resistência à flexão resistencia a la flexión contrainte de rupture bending strench biegefestigkeit	NP EN ISO 10545 -4	≥ 12 N/mm ²	≥ 15 N/mm ²
resistência ao choque térmico resistencia ao choque térmico résistance aux chocs thermiques resistance to thermal shock resistenz gegen thermischen Schock	NP EN ISO 10545 -9	método de ensaio disponível método de ensaio disponible méthode d'essai disponible test method available testmethode verfügbar	resiste resiste résiste resists ist resistant
resistência ao fendilhamento resistencia al cuarteo résistance aux tréssaillures crazing resistance rissfestigkeit	NP EN ISO 10545 -11	exigido exigido exigé required verlangt	cumple a norma cumple la norma respecte la norme complies with the standards entspricht der norm
resistência ao gelo resistencia al hielo résistance au gel frost resistance resistenz bei Eis	NP EN ISO 10545 -12	exigido exigido exigé required verlangt	cumple a norma cumple la norma respecte la norme complies with the standards entspricht der norm
resistência aos ácidos e bases resistencia a los ácidos e bases résistance aux acides et aux bases resistance against acids and bases resistenz gegen Säuren und Basen	NP EN ISO 10545 -13	segundo valores do fabricante segun los valores del fabricante d'après les valeurs du fabriquant according manufacturer values der angaben des herstellere	min. classe min. class min. classe min. clase min. Klasse
resistência aos produtos de limpeza domésticos resistencia a los productos de limpieza y reactivos de piscina résistance aux produits d'entretien domestiques household detergents and additives for swimming-pools resistenz gegen häusliche Reinigungsprodukte	NP EN ISO 10545 -13	min. classe min. class min. classe min. clase min. Klasse	classe class classe clase klasse
resistência às manchas resistencia a las manchas résistance aux tâches resistance to staining resistenz gegen Fleckenbildung	NP EN ISO 10545 -14	min. classe min. class min. classe min. clase min. Klasse	cumple a norma cumple la norma respecte la norme complies with the standards entspricht der norm








RESISTÊNCIA À ABRASÃO

-  Pavimentos sujeitos a tráfego leve, aplicados em ambientes protegidos de agentes abrasivos e riscantes, tipo areias e granilhas. Aplicações: quartos e banhos privados.
-  Pavimentos sujeitos a tráfego médio/leve em ambientes protegidos de agentes abrasivos e riscantes, tipo areias e granilhas. Aplicações: todas as divisões de habitação particular, excepto em cozinhas.
-  Pavimentos sujeitos a tráfego médio, aplicados em ambientes protegidos de agentes abrasivos e riscantes, tipo areias e granilhas. Aplicações: todas as divisões de habitações particulares, incluindo a cozinha, suites de hotéis, quartos de hospital, etc.
-  Pavimentos sujeitos a tráfego médio/intenso, podendo ser aplicados em ambientes com acesso directo ao exterior. Aplicações: restaurantes, hotéis, escolas, lojas, escritórios, hospitais, etc. Excluindo apenas a zona debaixo de secretárias e registadoras de locais públicos.
-  Pavimentos sujeitos a tráfego intenso, colocados em ambientes não protegidos de agentes abrasivos e riscantes, tipo areias e granilhas. Aplicações: bares, restaurantes, hotéis, lojas, escolas, escritórios, hospitais, etc.






RESISTENCIA A LA ABRASIÓN

-  Pavimentos sometidos a tráfico liviano, colocados en ambientes protegidos de los agentes abrasivos y de rayado, tipo: arena, gravilla, etc. Dichos pavimentos generalmente se pueden colocar en dormitorios y baños, en las viviendas privadas.
-  Pavimentos sometidos a tráfico medio liviano, colocados en ambientes protegidos de los agentes abrasivos y de rayado, tipo: arena, gravilla, etc. Dichos pavimentos generalmente se pueden colocar en todos los cuartos de las viviendas privadas, menos en las cocinas.
-  Pavimentos sometidos a tráfico medio, colocados en ambientes protegidos de los agentes abrasivos y de rayado, tipo: arena, gravilla, etc. Dichos pavimentos generalmente se pueden colocar en todos los cuartos de las viviendas privadas incluso la cocina, habitaciones de hoteles con respectivos servicios, cuartos de internación de los hospitales, etc.
-  Pavimentos sometidos a tráfico medio pesado, colocados en ambientes desprotegidos de los agentes abrasivos o de rayado, tipo: arena, gravilla, etc. y locales con entrada directa del exterior. Dichos pavimentos se pueden, generalmente, colocar en restaurantes, hoteles, escuelas, oficinas, hospitales, etc. excluyendo solamente la zona que queda debajo de los bancos y cajas en los ejercicios públicos.
-  Pavimentos sometidos a tráfico medio pesado, colocados en ambientes desprotegidos de los agentes abrasivos o de rayado, tipo: arena, gravilla, etc. y en locales con entrada directa del exterior. Dichos pavimentos se pueden, generalmente, colocar en bares, restaurantes, hoteles, tiendas, oficinas, hospitales, escuelas, etc.






RÉSISTANCE À L'ABRASION

-  Pavements soumis à trafic léger et à l'abri d'agents abrasifs ou rayants tels que: sable, pulvérencences, etc. Ces pavements peuvent être posés, en général, dans les chambres et dans les salles de bains des habitations particulières.
-  Pavements soumis à trafic moyen léger et à l'abri d'agents abrasifs ou rayants tels que: sable, pulvérencences, etc. Ces pavements peuvent être posés, en général, dans toutes les pièces des habitations particulières à l'exclusion des cuisines.
-  Pavements soumis à trafic moyen et à l'abri d'agents abrasifs ou rayants tels que: sable, pulvérencences, etc. Ces pavements peuvent être placés, en général, dans toutes les pièces des habitations particulières, y compris les cuisines, les chambres d'hôtels avec salles de bains, les chambres d'hôpitaux.
-  Pavements soumis à trafic moyen intense et exposés aux agents abrasifs ou rayants tels que: sable, pulvérencences, etc.; donc, également, locaux ayant un accès direct à l'extérieur. Ces pavements peuvent être posés, en général, dans les restaurants, les hôtels, les magasins, les écoles, les bureaux, les hôpitaux, etc. à l'exclusion de la zone directement à l'aplomb des comptoirs et caisses des locaux publics.
-  Pavements soumis à trafic moyen intense et exposés aux agents abrasifs ou rayants tels que: sable, pulvérencences, etc.; donc, également, locaux ayant un accès direct à l'extérieur. Ces pavements peuvent être posés, en général, dans les bars, les restaurants, les hôtels, les magasins, les écoles, les bureaux, les hôpitaux, etc.

ABRASION RESISTANCE

-  Floors subject to light traffic and protected from abrasive and scratching agents such as sand, gravel, etc. In general, these tiles may be used in bedrooms, bathrooms and private dwellings.
-  Floors exposed to medium-light traffic and protected from abrasive and scratching agents such as sand, gravel, etc. In general, these tiles may be used in private houses, except kitchens.
-  Floors exposed to medium-heavy traffic and protected from abrasive and scratching agents such as sand, gravel, etc. In general, these tiles may be used in all kinds of private rooms, including kitchens, hotel-rooms with relative facilities, hospital-rooms, etc.
-  Floors exposed to medium-heavy traffic and not protected from abrasive and scratching agents such as sand, gravel, etc., therefore also rooms to which there is direct access from the outside. In general, these tiles may be used in restaurants, hotels, shops, schools, offices, hospitals, etc. with the only exception of the area beneath desks and the cash counters of public places.
-  Floors exposed to medium-heavy traffic and not protected from abrasive and scratching agents such as sand, gravel, etc., hence also rooms to which there is direct access from outside. In general, these tiles may be used in cafes, restaurants, hotels, shops, schools, offices, hospitals, etc.

ABRIEFESTIGKEIT

-  Schwach begangene gegen abrasive und verkratzende Substanzen wie Sand, Kies usw, geschützte Böden. Diese Bodenbeläge eignen sich im allgemeinen für Schlafräume und Badezimmer in Privatwohnungen.
-  Schwach bis mittelstark begangene Böden, die gegen abrasive und verkratzende Substanzen wie Sand, Kies usw. Geschützt sind. Diese Bodenbeläge eignen sich im allgemeinen für alle Räume einer Privatwohnung ausschließlich der Küche.
-  Mittelstark begangene Böden, die gegen abrasive und verkratzende Substanzen wie Sand, Kies usw, geschützt sind. Diese Bodenbeläge eignen sich im allgemein für alle Räume von Privatwohnungen, einschließlich Küchen, sowie für Hotelzimmer inkl. Bäder, Krankenhauszimmer usw.
-  Mittelstark begangene Böden, die nicht gegen abrasive und verkratzende Substanzen wie Sand, Kies, usw geschützt sind sowie Räume, die direkten Zugang von außen haben. Diese Bodenbeläge eignen sich allgemein für Gaststätten, Hotels, Läden, Schulen, Krankenhäuser, Büros usw, ausschließlich der Bereiche unter den Theken oder unter Kassenschaltem öffentlicher Betriebe.
-  Mittelstark begangene Böden, die nicht gegen abrasive und verkratzende Substanzen wie Sand, Kies usw. Geschützt sind, sowie Räume die direkten Zugang von außen haben. Diese Bodenbeläge eignen sich allgemein für Cafés, Gaststätten, Hotels, Läden, Schulen, Büros, Krankenhäuser usw.

RESISTÊNCIA AO ESCORREGAMENTO

RESISTENCIA AL RESBLAMDECIMIENTO // RÉSISTANCE AU GLISSEMENT // ANTI-SLIP RESISTANCE // RESISTENZ GEGEN RUTSCHEN

produto producto produit product produkt	DIN 51130	produto producto produit product produkt	DIN 51130
Traffic Soft	R9	Pacific	R9
Trafic Intensive	R10	Jamaica	R9
Titan	R10	San Marco Normal	R10
Exotic	R9	San Marco Plus	R12
Newstreet	R10	Messines Normal	R10
Buxy	R9	Messines Plus	R12
Cosmic	R9	Santa Fé	R10
Hard Rock	R9	Pedras Salgadas	R10
Garland	R11	Richmond	R9
Multicolor Slate	R10	Castilha	R10
Canyon	R10	Miramar	R11
Mountain Slate	R10	Rossio	R10
Java	R10	Jerez	R10
Highlands	R10	Terra	R9
Minnesota~Filadelfia	R9	Alvito	R9

LIMPEZA E MANUTENÇÃO

LIMPIEZA Y MANTENIMIENTO // NETTOYAGE ET ENTRETIEN // CLEANING AND MAINTENANCE // HINWEISE ZUR ANWENDUNG

As superfícies dos pavimentos e dos revestimentos cerâmicos proporcionam ótimas condições de higiene e conservação, com uma manutenção muito prática e uma limpeza fácil, normalmente feitas com produtos de limpeza domésticos (neutros ou básicos) para utilização frequente.

A utilização de produtos específicos deve ser equacionada nas seguintes situações:

- Limpeza de cimentos e betumes após obra;
- Limpeza de manutenção, nos casos em que os produtos de limpeza domésticos não sejam totalmente eficazes;
- Limpeza das juntas, de modo a conservarem a sua cor original.

É fundamental obedecer às instruções de aplicação destes produtos específicos, uma vez que alguns contêm ácidos fortes que podem atacar as superfícies. Por razões de segurança, recomenda-se que sejam testados em peças de reserva ou em zonas menos visíveis. Normalmente estes produtos estão disponíveis nos revendedores de materiais de construção.

Prestar especial atenção à limpeza das decorações, nunca utilizando abrasivos nem utensílios de limpeza que as possam riscar.

Las superficies de los pavimentos y revestimientos cerámicos ofrecen condiciones higiénicas y de conservación óptimas, además de tener un mantenimiento muy práctico y una limpieza fácil, habitualmente hecha con productos de limpieza caseros (de pH neutro o básico), para una utilización frecuente.

Tenga en cuenta la posibilidad de utilizar productos más específicos en las siguientes situaciones:

- Limpieza de cemento y masilla, tras la obra;
- Limpieza de mantenimiento, si los productos de limpieza caseros no son suficientemente eficaces;
- Limpieza de las juntas, para mantener su color original.

Es fundamental que las instrucciones de aplicación de estos productos sean continuas, ya que contienen ácidos fuertes que pueden dañar las superficies. Por motivos de seguridad, se recomienda el test en piezas de reserva o en locales menos visibles. Habitualmente, estos productos están a la venta en vendedores al por mayor de material de construcción.

Tenga atención cuando limpie las decoraciones, evite la utilización de productos abrasivos o instrumentos de limpieza porque pueden dañarlas.

Les surfaces des planchers et des revêtements céramiques offrent des conditions optimales d'hygiène et de conservation, dont l'entretien et le nettoyage sont très aisés, les produits de nettoyage domestiques courants (neutres ou basiques) suffisant à une utilisation fréquente.

L'utilisation de produits spécifiques doit être évaluée dans les situations suivantes:

- Nettoyage de ciments et de bitumes après des travaux.
- Nettoyage et entretien, dans les cas où les produits de nettoyage domestique ne satisferaient pas pleinement.
- Nettoyage des joints, en sorte à ce qu'ils gardent leur couleur originale.

Il est de la plus haute importance de respecter les instructions d'application de ces produits spécifiques, car certains d'entre eux contiennent des acides forts qui peuvent attaquer les surfaces.

Pour des raisons de sécurité, il est recommandé de procéder à des essais sur des pièces de réserve ou sur dans des zones moins visibles.

Normalement ces produits sont disponibles chez les revendeurs de matériaux de construction.

Il faut prêter une attention toute particulière au nettoyage des décorations. Ne jamais utiliser des abrasifs ou des ustensiles de nettoyage susceptibles de rayer les décorations.

Ceramic floor surfaces and facing tiles provide the ideal hygiene and conservation conditions, together with practical maintenance and cleaning characteristics, generally carried out with household cleaning products (neutral or basic) for frequent use.

The use of specific products should be considered in the following situations:

- Cleaning of cements and fillers;
- Maintenance cleaning when household cleaning products are not totally efficient
- Cleaning of joints with the purpose of maintaining their original colour

It is essential that the application instructions for these specific products are followed as some contain strong acids which might damage the surfaces.

For safety purposes, we recommend carrying out tests on spare pieces or on less visible areas. These products can usually be purchased at construction material resellers.

Special care should be taken when cleaning the decorated areas. Never use abrasive or cleaning tools which might scratch the surfaces.

Die Bodenoberflächen und Keramikbeläge bieten optimale Hygiene- und Wartungsbedingungen zur leichten Pflege und einfachen Reinigung. Die Reinigung kann mit normalen (neutralen oder alkalischen) Haushaltsreinigern erfolgen.


Spezifische Produkte sollten in folgenden Situationen eingesetzt werden:

- Reinigung von Zement und Kitt nach Bauarbeiten;
- Wartungspflege, falls die normalen Reinigungsmittel nicht ausreichend sind;
- Reinigung der Fugen, um ihre natürliche Farbe zu erhalten.

Sie sollten unbedingt die Gebrauchsanweisung der spezifischen Produkte befolgen, da einige starke Säuren beinhalten, die die Oberflächen angreifen können. Aus Sicherheitsgründen empfehlen wir, dass Sie die Produkte erst an Ersatzteilen oder an einer unauffälligen Stelle ausprobieren. Solche Produkte sind normalerweise in Baumärkten erhältlich.

Sie sollten vor allem große Vorsicht bei der Reinigung von Zierelementen walten lassen. Benutzen Sie keine Polier- und Putzmittel, die diese zerkratzen könnten.

CONSELHOS DE ASSENTAMENTO
CONSEJOS DE COLOCACIÓN // INDICATION DE POSE POUR CARRELAGES
ADVICE ON APPLICATION // HINWEISE ZUR VERARBEITUNG . VERTUNG



O PRODUTO

Antes da aplicação do produto é aconselhável confirmar a referência, a qualidade, o calibre e a tonalidade. Não se admitem reclamações referentes a produto aplicado. Só são aceites reclamações de produto de 1ª escolha.

É recomendada a aplicação alternada de peças de diferentes caixas.

Para os níveis de destonificação V3 e V4, face às diferenças entre as peças, estas devem ser previamente dispostas, antes da colagem, de forma a visualizar todo o padrão.

NÍVEIS DE DESTONIFICAÇÃO



V1 - UNIFORME – Produto sem destonificação. As diferenças entre peças são mínimas.



V2 – SUAVE – As diferenças entre peças são visíveis, dentro de cores similares.



V3 – ELEVADA – As diferenças entre peças são acentuadas. Quer a cor quer o desenho, podem variar significativamente.



V4 – ALEATÓRIA – As diferenças entre peças são muito acentuadas. As peças podem apresentar cores totalmente diferentes umas das outras.

O PRÉ-CORTE



Os produtos de pré-corte pretendem simular as pastilhas de mosaico, mas de uma forma simplificada. Para tal é recomendada a aplicação com junta de 1mm.

A COLAGEM

Os produtos DOMINÓ devem ser aplicados usando cimentos cola tradicionais ou colas específicas para este fim. A cola deve ser escolhida consoante o tipo de produto a aplicar (revestimento ou porcelanato) e do local da aplicação (interior ou exterior, pavimento ou revestimento), seguindo as instruções dos fabricantes. Para obter um bom resultado final é indispensável que a aplicação da cola seja uniforme e nivelada. A verificação da colagem pode ser feita através do teste do som, isto é, ao bater numa peça se o som for oco indica que o assentamento não está conforme.

Em formatos grandes, iguais ou superiores a 45 x 45, é aconselhada a aplicação de cola quer no piso quer no ladrilho, de modo a aumentar a aderência do material.

Em aplicações no exterior é necessária especial atenção por forma a evitar a existência de espaços vazios por baixo do mosaico.

Devem aplicar-se alternadamente peças de diferentes caixas, sobretudo nos pavimentos destonificados, de forma a realçar o aspecto de destonificação do material.

AS JUNTAS

A existência de juntas entre as peças é essencial para se obter um bom acabamento final. É aconselhada a aplicação de uma junta mínima de 3 mm, para o material normal, e uma junta de 2 mm para o material rectificado, por forma a reduzir o risco de deformações provocadas no suporte e evitar eventuais problemas de dilatação ou contracção por variações de temperatura. As juntas devem possuir um bom comportamento elástico.

As juntas permitem ainda evitar os problemas decorrentes das ligeiras diferenças dimensionais entre as peças. Para além de proporcionarem um bom alinhamento das peças também facilitam a troca de peças, caso seja necessário.

É aconselhável a realização de um pequeno teste de rejuntamento em peças de reserva por forma a analisar o resultado de aplicação da junta no material.

O CORTE

Os produtos de revestimento podem ser cortados com cortadores manuais. Quanto ao porcelanato recomenda-se a utilização de um cortador eléctrico a disco.

EL PRODUCTO

Antes de aplicar el producto es aconsejable confirmar la referencia, la calidad, el calibre y la tonalidad. No se admiten reclamaciones relativas a productos aplicados. Apenas se aceptarán reclamaciones de producto de primera.

Se recomienda la aplicación alternada de piezas de diferentes cajas.

Para los niveles de destonificación V3 y V4 y dadas las diferencias entre las piezas, éstas deben ser previamente dispuestas, antes del encolado, de manera que se visualice todo el modelo.

NIVELES DE DESTONIFICACIÓN



V1 - UNIFORME – Producto sin destonificación. Las diferencias entre piezas son mínimas.



V2 – SUAVE – Las diferencias entre piezas son visibles, en colores similares.



V3 – ELEVADA – Las diferencias entre piezas son acentuadas. Tanto el color como el diseño pueden variar significativamente.



V4 – ALEATORIA – Las diferencias entre piezas son muy acentuadas. Las piezas pueden presentar colores totalmente diferentes.

EL PRECORTE



Los productos de precorte pretenden simular las pastillas de mosaico, pero de una forma más simplificada. Para ello, es aconsejable su aplicación con junta de 1mm.

ENCOLAR

Los productos DOMINÓ solo deben ser instalados con la utilización de masticos de cementar o adhesivos especiales. Se debe elegir el adhesivo según el tipo de producto que se va a aplicar (revestimiento o porcelanato) y su localización (interiores o exteriores, pisos o revestimientos), atendiendo a las instrucciones de los fabricantes. Si desea obtener un buen resultado final, es imprescindible que aplique el adhesivo de una manera uniforme y nivelada. Se puede testar el encolado con un test de sonido, o sea, dar un golpecito en una de las piezas, y si el sonido resulta hueco, el asentamiento no está al mismo nivel.

Con los grandes formatos, de tamaños iguales o superiores a 45 x 45, se aconseja la aplicación de adhesivo en el piso y en el mosaico, para aumentar la adherencia del material.

Las aplicaciones exteriores requieren atención especial para evitar el surgimiento de espacios vacíos por debajo de los mosaicos.

La aplicación de las piezas debe ser hecha alternando con piezas de cajas diferentes, principalmente en los pisos destonificados, para realzar el aspecto destonificado del material.

JUNTAS

Las juntas que existen entre las piezas son esenciales para obtener un buen acabado. Se aconseja la utilización de una junta con al menos 3 mm en el material normal, o con 2 mm en el material rectificado, para evitar el riesgo de deformaciones en el soporte, y evitar posibles problemas de dilatación o contracción debido a variaciones de temperatura. Las juntas deben mantener una buena elasticidad.

Las juntas también pueden evitar posibles problemas provenientes de pequeñas diferencias dimensionales de las piezas. Además de proporcionar una correcta alineación de las piezas, también facilitan un posible cambio de piezas. Se aconseja hacer un test de rejuntamento con piezas de reserva, para analizar el resultado de la aplicación de la junta en el material.

CORTE

Los productos de revestimiento pueden ser cortados con una cortadora manual, pero los porcelanatos deben ser cortados con una cortadora eléctrica de azulejos con disco.

LE PRODUIT

Avant l'application du produit il est conseillé de confirmer la référence, la qualité, le calibre et la tonalité. Aucune réclamation concernant le produit appliqué n'est admise. Les réclamations acceptées ne concernent que le produit de 1er choix.

Il est recommandé l'application alternée de pièces de différentes boîtes.

Pour les niveaux de détonification V3 et V4, face aux différences entre les pièces, celles-ci doivent être préalablement disposées, avant le collage, de façon à visualiser l'ensemble du modèle.

NIVEAUX DE DÉTONIFICATION



V1 - UNIFORME – Produit sans détonification. Les différences entre les pièces sont minimales.



V2 – LÉGER – Les différences entre les pièces sont visibles, dans des couleurs semblables.



V3 – ÉLEVÉE – Les différences entre les pièces sont accentuées. Aussi bien la couleur comme le dessin, peuvent varier de façon assez importante.



V4 – ALÉATOIRE – Les différences entre les pièces sont très accentuées. Les pièces peuvent présenter des couleurs totalement différentes les unes des autres.

LA PRÉ-COUPÉ



Les produits de pré-coupe prétendent simuler les plaquettes de carreau, mais d'une forme simplifiée. Pour ce faire, nous recommandons l'application avec un joint d'1mm.

CONSELHOS DE ASSENTAMENTO
CONSEJOS DE COLOCACIÓN // INDICACION DE POSE POUR CARRELAGES
ADVICE ON APPLICATION // HINWEISE ZUR VERARBEITUNG . VERTUNG

LE COLLAGE

Les produits DOMINÓ doivent être appliqués en utilisant des ciments colle traditionnels ou des colles spécifiques à cet effet. La colle doit être choisie selon le type de produit à appliquer (revêtement ou porcellanato) et le lieu d'application (intérieur ou extérieur, plancher ou revêtement), en suivant les instructions des fabricants. Pour obtenir un bon résultat final il est indispensable que l'application de la colle soit uniforme et nivelée. On peut procéder à la vérification du collage à travers du test du son, c'est-à-dire, si en battant une pièce le son obtenu est creux cela indique que la pose n'est pas conforme.

Pour des grands formats, égaux ou supérieurs à 45 x 45, il est recommandé d'appliquer la sol tant au sol que sur la mosaïque, en sorte à augmenter l'adhérence du matériau.

En applications l'extérieures, il faut être extrêmement attentif, afin d'éviter que ne se créent des espaces vides sous la mosaïque.

Il faut appliquer alternativement des pièces provenant de boîtes différentes, en particulier pour les pavements aux faibles tonalités, en sorte à rehausser cet aspect de Des pièces de différentes boîtes doivent être appliquées alternativement, surtout dans les planchers sans tonalité, de manière à rehausser cet aspect du matériau.

LES JOINTS

L'existence de joints entre les pièces est essentielle pour obtenir une bonne finition. IL est conseillé d'appliquer un joint minimum de 3 mm, pour le matériau normal et une jointure de 2 mm pour le matériau rectifié, de manière à réduire le risque de déformations provoquées sur le support et à éviter d'éventuels problèmes de dilatation ou contraction résultant des variations de température. Les joints doivent avoir un bon comportement élastique.

Les joints permettent aussi d'éviter les problèmes découlant des légères différences dimensionnelles entre les pièces. En plus du fait qu'ils permettent un bon alignement des pièces, ils facilitent aussi le remplacement des de celles-ci en cas de besoin.

Il est recommandable la réalisation d'un petit teste de rejointoiment de pièces de réserve de manière à analyser le résultat d'application de la joint dans le matériau.

LA DÉCOUPE

Les produits de revêtements peuvent être coupés à la main. Pour ce qui est du porcellanato on recommande l'utilisation d'une scie électrique à carrelage.

THE PRODUCT

Before applying the product, confirm the reference, quality, size and tone. Complaints concerning products which have already been applied are not accepted. Only complaints for 1st choice products are accepted.

It is advisable to apply tiles from different boxes alternately.

For levels of toning V3 and V4, and due to differences between tiles, it is advisable to lay out the tiles, before gluing, in order to view pattern.

VARIATION IN TONE



V1 - UNIFORM – Product without tone changes. Differences between tiles are minimum.



V2 – SOFT – Differences between tiles are noticeable, within the same range of colour.



V3 – HIGH – Differences between tiles are very clear. Both colour and design can differ significantly..



V4 – RANDOM – Differences between tiles are very clear. Tiles can present completely different colours from one to the other..

PRE-CUT



Pre-cut products aim at simulating glass mosaic tiles in a simple manner. Therefore, a 1mm joint is recommended.

GLUEING

DOMINÓ products should be glued using traditional grout or special glues for such purposes. To obtain the desired final result, the application of the glue must be uniform and levelled. The glue can be checked with a sound test, i.e., by knocking on one of the pieces and if the sound is hollow, this indicates that the layering is uneven.

In the cases of larger tiles, equal to or greater than 45 x 45, we recommend the use of glue on both the floor and on the tile to increase the adhesion of the material.

When applying the material outdoors, special care should be taken to guarantee that there are no empty spaces under the tiles.

We suggest alternately applying pieces from different boxes, especially on neutral floors to enhance the neutral characteristics of the material.

JOINTS

The existence of joints between the pieces is essential to obtain a good final result. We suggest applying a 3 mm joint (minimum), for normal material, and a 2 mm joint for caustified material, to reduce the risk of deformation caused by support, hence avoiding possible problems caused by dilatation or contraction due to changes in temperature. Joints should have good elasticity characteristics.

Joints also help to prevent problems resulting from slight differences in size between pieces. In addition to providing good alignment for the pieces, joints also allow tiles to be changed, if necessary.

We recommend testing the grout on spare pieces in order to observe the reaction of the product on the material.

CUTTING

Facing tiles can be cut manually with manual cutters. In the case of porcelain, the use of an electric disc cutter is recommended.

DAS PRODUKT

Es wird empfohlen, vor Verlegung des Produkts die Referenzangaben, die Qualität, das Maß und den Farbton zu kontrollieren. Reklamationen in Bezug auf ein bereits verlegtes Produkt sind nicht zulässig. Es werden nur Reklamationen in Bezug auf Produkte erster Wahl akzeptiert.

Es wird empfohlen, abwechselnd Stücke aus unterschiedlichen Kartons zu verlegen.

Bei den Farbtonabweichungsklassen V3 und V4 müssen die Stücke angesichts der starken Unterschiede vor dem Verkleben vollständig ausgelegt werden, um das ganze Muster sehen zu können.

FARBTONABWEICHUNGSKLASSEN



V1 - EINHEITLICH – Produkt ohne Farbtonabweichung. Die Unterschiede zwischen den Stücken sind minimal.



V2 – GERING – Die Unterschiede zwischen den Stücken sind sichtbar, doch weisen die Stücke ähnliche Farbschattierungen auf.



V3 – HOCH – Die Unterschiede zwischen den Stücken sind groß. Sie können sowohl in Bezug auf die Farbe wie auf das Muster stark variieren.



V4 – WILLKÜRLICH – Die Unterschiede zwischen den Stücken sind sehr groß. Die Stücke können untereinander vollständig verschiedene Farben aufweisen.

DER VORSCHNITT



Die Vorschnittprodukte dienen der Simulation der Mosaikstückchen, jedoch auf eine vereinfachte Form. Dabei wird die Verlegung mit einer Stoßfuge von 1 mm empfohlen.

DAS AUFKLEBEN

Bei der Anwendung der Produkte von DOMINÓ sollten Sie Mörtelkleber oder spezifische Kleber verwenden. Der Kleber sollte je nach dem Typ des Produkts (Belag oder Porcellanato) und dem Ort der Anwendung (drinnen oder draußen, Boden oder Belag) ausgewählt werden, wobei Sie die Anleitung des Herstellers beachten sollten. Für ein gutes Endresultat ist es unentbehrlich, dass der Kleber einheitlich und eben aufgetragen wird. Um zu überprüfen, ob der Kleber sachgemäß aufgetragen wurde, kann ein Klangtest gemacht werden, wobei Sie leicht auf ein Bauteil klopfen. Ertönt ein hohler Klang, ist dies ein Zeichen dafür, dass die Bodenlegung nicht eben ist.

Bei größeren Formaten, die 45 x 45 oder größer sind, empfehlen wir Ihnen, den Kleber sowohl auf dem Boden wie auf dem Mosaik aufzutragen, um die Haftfähigkeit des Materials zu erhöhen.

Bei der Anwendung im Außenbereich sollte besonders vorsichtig vorgegangen werden, sodass keine Hohlräume unter dem Mosaik verbleiben.

Sie sollten abwechselnd Bauteile aus verschiedenen Kartons verwenden, vor allem bei Böden mit verschiedenen Farbnuancen. Dadurch werden die Farbnuancen des Materials betont.

DIE FUGEN

Das Bestehen von Fugen zwischen den einzelnen Bauteilen ist erforderlich, um ein gutes Endprodukt zu erreichen. Wir empfehlen Ihnen, eine Fuge von mindestens 3 mm für das normale Material und eine Fuge von 2mm für das geschliffene Material zu lassen, damit das Risiko einer Verformung der Unterlage gemindert wird und eventuelle Probleme der Ausdehnung und des Zusammenziehens durch Temperaturschwankungen verhindert werden können. Die Fugen sollten ein gutes elastisches Verhalten aufweisen.

Die Fugen ermöglichen es außerdem, Probleme infolge der geringfügigen Größenunterschiede der Bauteile zu vermeiden. Abgesehen davon, dass die Fugen eine gerade Auslegung der Bauteile ermöglichen, erleichtern sie auch, falls nötig, die Ersetzung von Bauteilen. Es empfiehlt sich, einen Test mit dem Fugenmörtel auf den Ersatzteilen durchzuführen, um das Resultat der Auftragung des Fugenmörtels auf dem Material zu überprüfen.

DER SCHNITT

Die Bodenbelagprodukte können mit einem Brennschneider geschnitten werden. Bei Porcellanato empfehlen wir, dass Sie einen elektrischen Fliesenschneider mit Schneidrad benutzen.

EMBALAGEM
ENVASES // EMBALLAGE // PACKAGING // VERPACKUNGEN



SÉRIE	REF.	ESC. CHOICE	CAL.	TON. SHADE	ESP. THICK.	CONTROLO CONTROL
NEWSTREET NIGHT	NW95	1	01	50A	9,5	30.10.13

Información sobre el nivel de emisiones de CO2:
 «El producto es un producto de cerámica que no emite CO2 durante su ciclo de vida».

EN 14411:2012 - ANNEX G - GL
 MAX. DRY WEIGHT - 22kg

SÉRIE – Nome da Série
 REF. – Referência do produto (código comercial)
 ESCOLHA – Tipo de escolha
 CAL. – Calibre do produto (não aplicável em produto rectificado e em Revestimento)
 TON. – Tonalidade do produto
 ESPESSURA – Espessura do produto (quando aplicável)
 CONTROLO – Código interno de controlo

SÉRIE – Nombre de serie
 REF. – Referencia de producto (código mercantil)
 ESCOLHA – Género de elección
 CAL. – Dimensión del producto (no disponible en productos rectificados y en revestimientos)
 TON. – Tono del producto
 ESPESSURA – Grosor del producto
 CONTROLO – Código interno de control

SÉRIE – Nom de série
 REF. – Référence du produit (code de commerce)
 Choix – Type de choix.
 CAL. – Calibre du produit (non applicable en produit rectifié et en Revêtement)
 TON. – Tonalité du produit
 ÉPAISSEUR – Épaisseur du produit (quand applicable)
 CONTROLE – Code interne de contrôle

SERIES – Series Name
 REF. – Product reference (commercial code)
 CHOICE – Type of choice
 CAL. – Product size (not applicable for rectified and facing tiles)
 TON. – Product tone
 THICKNESS – Product thickness (when applicable)
 CONTROL – Internal control code

SÉRIE – Serienname
 REF. – Referenz des Produktes (kommerzieller Code)
 ESCOLHA – Wahlart
 CAL. – Größe des Produkts (nicht anwendbar bei geschliffenen Produkten und Belägen)
 TON. – Farbnuance des Produkts
 ESPESSURA – Dicke des Produkts (wenn anwendbar)
 CONTROLO – Interner Kontrollcode

RESÍDUOS DE EMBALAGEM
RESIDUOS DE ENVASES // DÉCHETS D'EMBALLAGE // PACKAGING WASTE // VERPACKUNGSMÜLL

Relativamente aos resíduos das embalagens, de cartão, de plástico e de madeira, estas devem ser colocadas em locais próprios para a sua recolha, nomeadamente em Ecopontos ou em sistemas adequados a disponibilizar pelas entidades gestoras de resíduos, como a Sociedade Ponto Verde S.A., para a sua posterior valorização, através da reciclagem.

Los residuos provenientes de embalajes, de cartón, de plásticos y de madera deben ser colocados en sitios adecuados, como en contenedores selectivos de recogida de residuos u otros sistemas adecuados que las entidades gestoras de residuos, como por ejemplo la Ecoembalajes España SA, puedan ofrecer, para que sean debidamente valorados, a través del reciclaje.


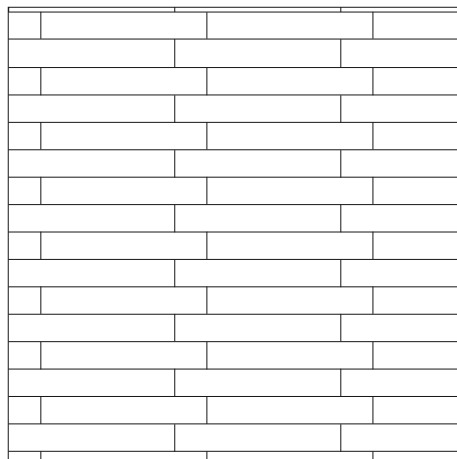

Relativement aux résidus des emballages, en carton, en plastique et en bois, ils doivent être placés en des endroits appropriés à leur ramassage, notamment dans des containers spécifiques ou dans des systèmes adéquats mis à cet effet à la disposition des chefs de chantier par les entités ou entreprises qui gèrent de déchets, comme, par exemple, la Sociedade Ponto Verde, S.A. afin d'en tirer partie à travers du recyclage.

Waste from card, plastic and wood packaging should be placed in the appropriate areas, namely at Ecopoints or equivalent systems made available by waste management entities, to be collected by companies such as Sociedade Ponto Verde S.A., for recovery and recycling purposes.

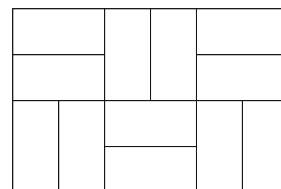

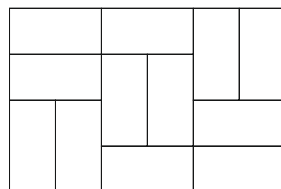
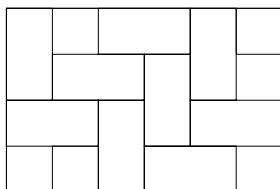
Verpackungs-, Karton-, Plastik- und Holzmüll ist an speziellen Orten zu entsorgen, wie an Ökopunkten oder bei angemessene Anlagen, die von den verantwortlichen Abfallbeseitigungsstellen wie dem Grünen Punkt zum Recycling bereitgestellt werden.




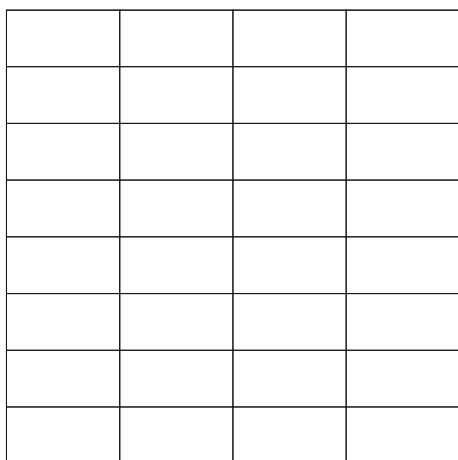
14,5 x 88,2

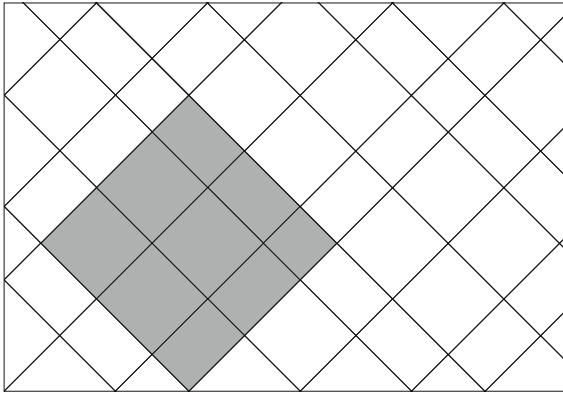


7,2 x 14,5

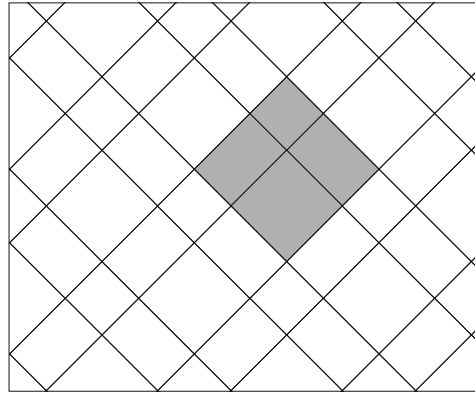


30 x 60

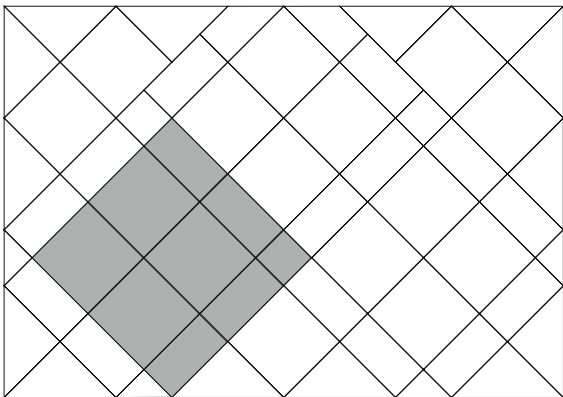




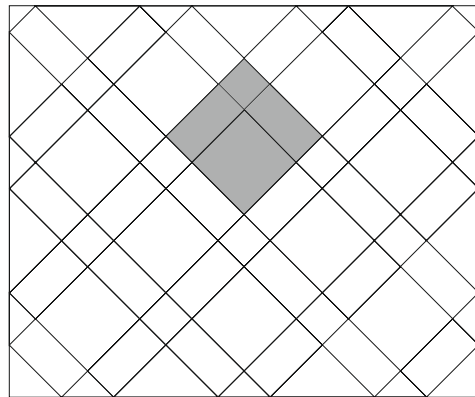
33 x 33 6,2%
 33 x 50 37,3%
 50 x 50 56,5%



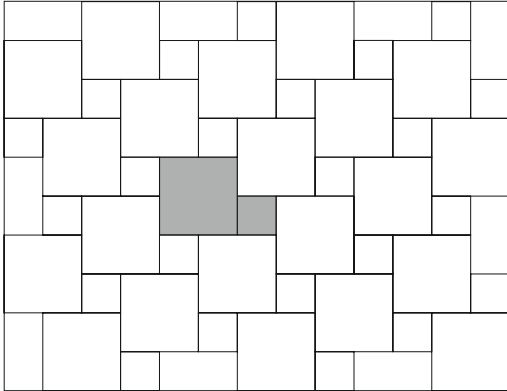
33 x 33 15,8%
 33 x 50 47,9%
 50 x 50 36,3%



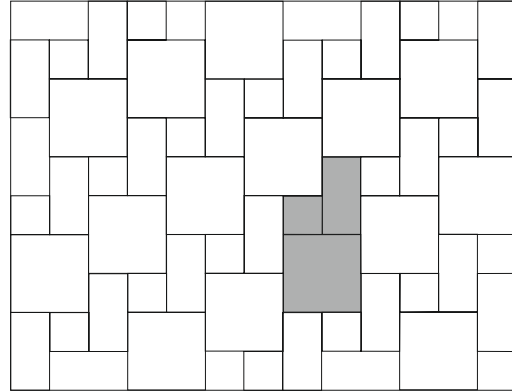
16,5 x 16,5 4%
 16,5 x 33 32%
 33 x 33 64%




16,5 x 16,5 11,11%
 16,5 x 33 44,44%
 33 x 33 44,45%




16,5 x 16,5 20%
 33 x 33 80%




16,5 x 16,5 14,29%
 16,5 x 33 28,57%
 33 x 33 57,14%



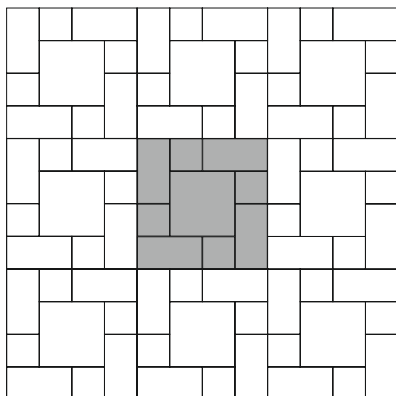
16,5 x 33 100%



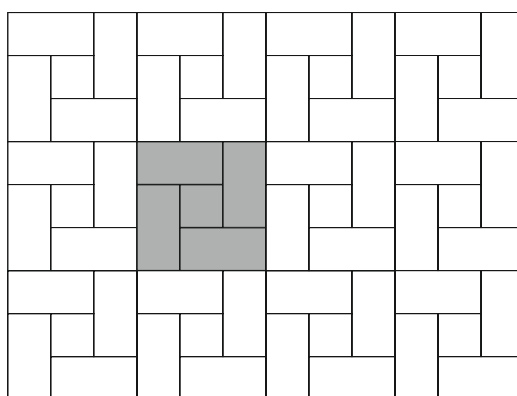
16,5 x 33 100%



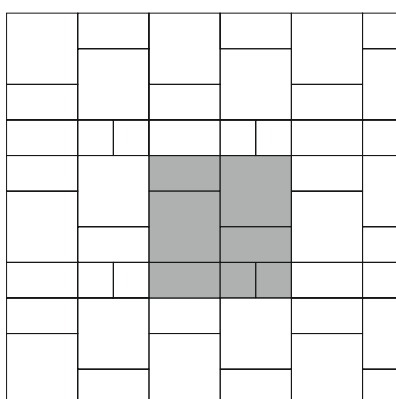
16,5 x 33 100%



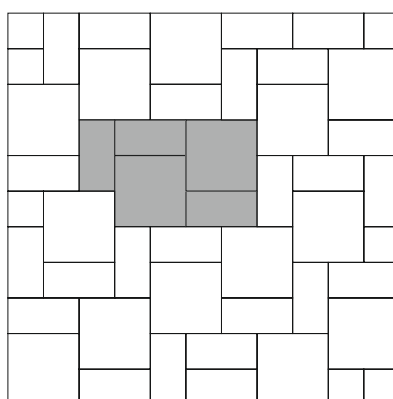
16,5 x 16,5 25%
 16,5 x 33 50%
 33 x 33 25%



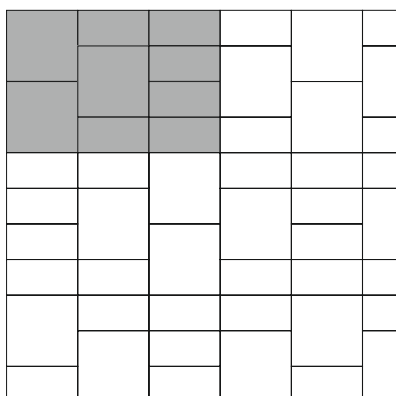
16,5 x 16,5 11,12%
 16,5 x 33 88,88%




16,5 x 16,5 12,5%
 16,5 x 33 37,5%
 33 x 33 50%



16,5 x 33 42,9%
 33 x 33 57,1%



16,5 x 33 50%
 33 x 33 50%



16,5 x 33 33,3%
 33 x 33 66,7%



ÍNDICE ALFABÉTICO

INDEX ALPHABÉTIQUE // ALPHABETICAL INDEX // ALPHABETISCHES INDEX

adlon	223
alba	250
altamira	226
alter ego	202
alvito	120
amazónia	164
andes	223
benicassim	116
bermuda	251
botticino	222
buxy	24
cádiz	117
canyon	80
castilha	108
concrete	186
confort	126
cosmic	32
crystal	114
diamond	134
elvas	122
emotions	172
exotic	16
fashion	190
filadelfia	246
fragas	85
garland	74
hard rock (pav.)	62
hard rock (rev.)	228
highlands	96
ilustre	234
imperial	218
jamaica	72
java	90
jerez	111
koros	198
linea (pav.)	143, 157, 171, 185, 196, 239
linea (rev.)	150
messines	102
minimal	256
minnesota	70
miramar	108
mosaic	194
mountain slate	86
multicolor slate	80
natura	252
newstreet	4
olimpo	218
organic	180
pacific	66
pedras salgadas	106
pisanino	240
quartz	214
richmond	106
rossio	110
salerno	258
san marco	100
santa fé	104
sicília	256
space	149, 179, 189, 193, 196
status	242
sweet	158
tailor	144
terra	118
titan	48
traffic	38
travertino	224
tropicália	168
urban	54



A DOMINÓ reserva o direito de anular ou modificar o desenho de qualquer um dos modelos que se apresentam neste catálogo. Este catálogo substitui e anula as edições anteriores (data na contra-capá).

DOMINÓ reserves the right to cancel or change the design in any or all of the models here enclosed. This catalogue substitutes and cancels all previous catalogues (date on back cover).



Zona Industrial de Condeixa
3150-194 Condeixa-a-Nova, Portugal
Coord. GPS: 40° 7' 39.453" N, 8° 31' 29.5716" W
Tel.: [+351] 239 949 800
Fax: [+351] 239 949 809 / 239 942 259
E-mail: domino@domino.pt

Crta Onda-Villareal
Camino Palmeral
12200 - Onda [Castellón]
Tel.: + 34 964 626 529
Fax: + 34 964 626 663
E-mail: domino.castellon@domino.pt

1140 Hightower Trail - Suite 120
Atlanta GA 30350 USA
Tel.: 404 - 4 217 010
Fax: 866 - 2 917 603
E-mail: domino.usa@domino.pt

www.domino.pt



Management System
ISO 9001:2008
ISO 14001:2004
OHSAS 18001:2007
www.tuv.com
ID 9105673866

