




Wall Tile / Revestimiento UNIVERSE WHITE 45 X 90 REC. LAP/ UNIVERSE GREY 45 X 90 REC. LAP/UNIVERSE DIAMOND WHITE 29 X 31 REC. LAP
Floor Tile / Pavimento UNIVERSE GREY 90 X 90 REC. LAP


60
120




UNIVERSE BLACK
60 X 120 / 24" X 48" REC. LAP.




UNIVERSE BLUE
N13B2 60 X 120 / 24" X 48" REC. LAP. **N13B2**



UNIVERSE GREY
60 X 120 / 24" X 48" REC. LAP.



UNIVERSE WHITE
N13B2 60 X 120 / 24" X 48" REC. LAP. **N13B2**



Wall Tile / Revestimiento UNIVERSE GREY 60 X 120 REC. LAP - UNIVERSE WHITE 60 X 120 REC. LAP
Floor Tile / Pavimento UNIVERSE GREY 60 X 120 REC. LAP


TECHNICAL FEATURES — CARACTERÍSTICAS TÉCNICAS

- PORCELAIN TILES / PORCELÁNICO
- FLOOR TILES / PAVIMENTO
- WALL TILES / REVESTIMIENTO
- LAPATTO / LAPADO
- RECTIFIED / RECTIFICADO

PACKING LIST — LISTA DE EMBALAJE


FORMATO / SIZE	PIEZAS / PIECES	Kg.	m ²	CAJAS / BOXES	m ²	Kg.	CAJAS / BOXES	m ²	Kg.
60 X 120	2	33,34	1,43				30	42,98	1.000





UNIVERSE BLACK
90 X 90 / 36" X 36" REC. LAP. ▲

N9B2




UNIVERSE BLUE
90 X 90 / 36" X 36" REC. LAP. ▲

N9B2



UNIVERSE GREY
90 X 90 / 36" X 36" REC. LAP. ▲

N9B2



UNIVERSE WHITE
90 X 90 / 36" X 36" REC. LAP. ▲


N9B2

TECHNICAL FEATURES — CARACTERÍSTICAS TÉCNICAS


- PR** PORCELAIN TILES / PORCELÁNICO
- FLOOR TILES / PAVIMENTO
- WALL TILES / REVESTIMIENTO
- LAPATTO / LAPADO
- RECTIFIED / RECTIFICADO

PACKING LIST — LISTA DE EMBALAJE

FORMATO / SIZE	PIEZAS / PIECES	Kg.	m ²	CAJAS / BOXES	m ²	Kg.	CAJAS / BOXES	m ²	Kg.
90 X 90	1	19,55	0,81	44	35,48	860			



Floor Tile / Pavimento UNIVERSE GREY 75 X 75 REC. LAP




UNIVERSE BLACK
45 X 90 / 18" X 36" REC. LAP. ▽

N9E2




UNIVERSE BLUE
45 X 90 / 18" X 36" REC. LAP. ▽

N9E2



UNIVERSE GREY
45 X 90 / 18" X 36" REC. LAP. ▽

N9E2




UNIVERSE WHITE
45 X 90 / 18" X 36" REC. LAP. ▽

N9E2



UNIVERSE COSMOS BLACK
45 X 90 / 18" X 36" REC. LAP.

N9E2




UNIVERSE METAL BLACK ■ ▽

G090




UNIVERSE COSMOS BLUE
45 X 90 / 18" X 36" REC. LAP.

N9E2




UNIVERSE METAL BLUE ■ ▽

G090



UNIVERSE COSMOS GREY
45 X 90 / 18" X 36" REC. LAP.

N9E2




UNIVERSE METAL GREY ■ ▽

G090



UNIVERSE COSMOS WHITE
45 X 90 / 18" X 36" REC. LAP.

N9E2



UNIVERSE METAL WHITE ■ ▽

G090

TECHNICAL FEATURES — CARACTERÍSTICAS TÉCNICAS

- PR** PORCELAIN TILES / PORCELÁNICO
- F** FLOOR TILES / PAVIMENTO
- U** WALL TILES / REVESTIMIENTO
- L** LAPATTO / LAPADO
- R** RECTIFIED / RECTIFICADO


PACKING LIST — LISTA DE EMBALAJE

FORMATO / SIZE	PIEZAS / PIECES	Kg.	m ²	CAJAS / BOXES	m ²	Kg.	CAJAS / BOXES	m ²	Kg.
45 X 90	2	19,50	0,80	40	32,18	780			






Wall Tile / Revestimiento UNIVERSE COSMOS BLUE 30 X 60 REC. LAP - UNIVERSE BLUE 30 X 60 REC. LAP - UNIVERSE METAL WHITE 30 X 60 REC. LAP
Floor Tile / Pavimento UNIVERSE BLUE 60 X 60 REC. LAP - UNIVERSE WHITE 60 X 60 REC. LAP




UNIVERSE BLACK
75 X 75 / 30" X 30" REC. LAP.




UNIVERSE BLUE
75 X 75 / 30" X 30" REC. LAP.



UNIVERSE GREY
75 X 75 / 30" X 30" REC. LAP.




UNIVERSE WHITE
75 X 75 / 30" X 30" REC. LAP.




UNIVERSE BLACK
60 X 60 / 24" X 24" REC. LAP. **N6B2**



UNIVERSE BLUE
60 X 60 / 24" X 24" REC. LAP. **N6B2**



UNIVERSE GREY
60 X 60 / 24" X 24" REC. LAP. **N6B2**



UNIVERSE WHITE
60 X 60 / 24" X 24" REC. LAP. **N6B2**


TECHNICAL FEATURES — CARACTERÍSTICAS TÉCNICAS

- PORCELAIN TILES / PORCELÁNICO
- FLOOR TILES / PAVIMENTO
- WALL TILES / REVESTIMIENTO
- LAPATTO / LAPADO
- RECTIFIED / RECTIFICADO

PACKING LIST — LISTA DE EMBALAJE

FORMATO / SIZE	PIEZAS / PIECES	CAJAS / BOXES		EUROPALLET	
		Kg.	m ²	Kg.	m ²
75 X 75	2	25,00	1,11	42	46,62
60 X 60	3	22,38	1,07	40	42,91





UNIVERSE BLACK
30 X 60 / 12" X 24" REC. LAP. **N6E2**



UNIVERSE COSMOS BLACK
30 X 60 / 12" X 24" REC. LAP. **N6E2**



UNIVERSE METAL BLACK **4**
30 X 60 / 12" X 24" REC. LAP. **G070**




UNIVERSE DIAMOND BLACK **7**
29 X 31 / 11,4" X 12,2" REC. LAP. **G052**



UNIVERSE BLUE
30 X 60 / 12" X 24" REC. LAP. **N6E2**



UNIVERSE COSMOS BLUE
30 X 60 / 12" X 24" REC. LAP. **N6E2**



UNIVERSE METAL BLUE **4**
30 X 60 / 12" X 24" REC. LAP. **G070**




UNIVERSE DIAMOND BLUE **7**
29 X 31 / 11,4" X 12,2" REC. LAP. **G052**



UNIVERSE GREY
30 X 60 / 12" X 24" REC. LAP. **N6E2**




UNIVERSE COSMOS GREY
30 X 60 / 12" X 24" REC. LAP. **N6E2**



UNIVERSE METAL GREY **4**
30 X 60 / 12" X 24" REC. LAP. **G070**



UNIVERSE DIAMOND GREY **7**
29 X 31 / 11,4" X 12,2" REC. LAP. **G052**



UNIVERSE WHITE
30 X 60 / 12" X 24" REC. LAP. **N6E2**



UNIVERSE COSMOS WHITE
30 X 60 / 12" X 24" REC. LAP. **N6E2**



UNIVERSE METAL WHITE **4**
30 X 60 / 12" X 24" REC. LAP. **G070**




UNIVERSE DIAMOND WHITE **7**
29 X 31 / 11,4" X 12,2" REC. LAP. **G052**

TECHNICAL FEATURES — CARACTERÍSTICAS TÉCNICAS

- PR** PORCELAIN TILES / PORCELÁNICO
- FLOOR TILES / PAVIMENTO
- WALL TILES / REVESTIMIENTO
- LAPATTO / LAPADO
- RECTIFIED / RECTIFICADO

PACKING LIST — LISTA DE EMBALAJE

FORMATO / SIZE	PIEZAS / PIECES	Kg.	m ²	CAJAS / BOXES	m ²	Kg.	CAJAS / BOXES	m ²	Kg.
30 X 60	6	22,38	1,07				48	51,32	1.074



Wall Tile / Revestimiento UNIVERSE COSMOS WHITE 30 X 60 REC. LAP
Floor Tile / Pavimento UNIVERSE WHITE 30 X 60 REC. LAP