

APOLO

1999

CATÁLOGO GERAL

GENERAL CATALOGUE | CATALOGUE GÉNÉRAL | HAUPTKATALOG

1999

Aleluia Cerâmicas is the company of the utmost relevance in its sector, where none of its competitors offer such a wide variety of products: white body floor and wall tiles, faïence, ceramic sandstone, porcelain tiles and natural extruded natural porcelain tiles, as well as hand-painted wall tiles. From this results a diverse range of solutions including all potential necessities, from the boldest decorative needs to demanding technical anti-acid floor coverings for industries.

Aleluia Cerâmicas, S.A. is comprised of 4 brands: Ceramic, Apolo, Keratec and Viúva Lamego. Each brand has unique characteristics and responds to different expectations and necessities.

"Innovation, Quality and Design" are the values the company associates with its products, providing innovative aesthetic solutions which are adaptable to the most varied lifestyles.

Aleluia Cerâmicas is a company permanently dedicated to its social mission, namely with regards to the environment. It has received not only certificates for excellence in quality, but is also environmentally certified, adopting a continuous policy of streamlining the use of natural resources, the recycling of residues and the purification of the air, among others.

The collections of ceramic floor and wall tiles from the brand Apolo, available in various formats, implementing the use of multi-faceted styles from classical to contemporary, reaffirm the values of "Innovation, Quality and Design" in the national and international markets.

Aleluia Cerâmicas est l'entreprise qui occupe la place la plus importante au sein de son secteur, dans lequel aucune de ses concurrentes ne présente un choix de produits aussi vaste: des sols et des revêtements céramiques en pâte blanche, en faïence, en céramique, en grès cérame naturel étiré, ainsi que des revêtements en peinture manuelle. Il en résulte une gamme de solutions diversifiée qui satisfait à tous les besoins éventuels, des exigences décoratives les plus audacieuses aux sols techniques industriels anti-acides les plus exigeants.

Son portfolio comprend un ensemble de 4 marques, constitué par: Ceramic, Apolo, Keratec et Viúva Lamego. Chacune de ces marques possède des caractéristiques très particulières et répond aux différentes attentes et nécessités.

"Innovation, Qualité et Design" sont les valeurs que l'entreprise associe à ses produits, en disponibilisant des solutions esthétiques novatrices, qui s'adaptent aux styles de vie les plus diversifiés.

Aleluia Cerâmicas est une entreprise constamment attentive à sa mission sociale, notamment vis-à-vis de l'environnement. A cet égard, et hormis les certificats de qualité, elle possède une certification environnementale, en adoptant, entre autres, une politique continue de rationalisation de la consommation des ressources naturelles, le recyclage de déchets et la purification de l'air.

Les collections de sols et revêtements céramiques de marque Apolo, disponibles en divers formats, recourant à des styles multifacettes, qui vont du style classique au style contemporain, réaffirment leurs valeurs "d'Innovation, Qualité et Design" sur les marchés nationaux et internationaux.

Aleluia Cerâmicas ist die bedeutendste portugiesische Unternehmensgruppe im Bereich der Fliesenherstellung - keines der Konkurrenzunternehmen bietet eine so breite Produktpalette an: weißscherbige Boden- und Wandkeramik, glasiertes und stranggepresstes, durchgefärbtes Feinsteinzeug, traditionelle Azulejo-Fliesen und zudem glasiertes Feinsteinzeug im Digitaldruckverfahren.

Daraus ergibt sich eine Vielzahl von Lösungen, die alle potentiellen Anforderungen umfassen, von den verwegenen dekorativen Anforderungen bis zu den anspruchsvollsten, auch industriellen (z.B. säurebeständigen) Bodenbelägen.

Das Produktportfolio umfaßt die 4 Marken Apolo, Ceramic, Keratec und Viúva Lamego. Jede dieser Marken hat ihre ganz eigenen Merkmale und entspricht verschiedenen Konzepten und Anforderungen.

"Innovation, Qualität und Design" sind die leitenden Werte für alle Produkte der Gruppe Aleluia Cerâmicas, die einerseits moderne aktuelle ästhetische Lösungen bieten, andererseits sich den verschiedensten funktionellen Anforderungen, aber auch den Ansprüchen unterschiedlicher Lebensstile („Lifestyle“) anpassen.

Aleluia Cerâmicas ist als Unternehmen sehr auf seine "soziale Mission" bedacht, ganz besonders mit Hinblick auf Umweltverträglichkeit und Nachhaltigkeit. Dies drückt sich - neben der zertifizierten, ausgezeichneten Qualität - in den entsprechenden Umweltzertifikaten aus, Resultat eines permanenten Bemühens unter anderem um rationellen Gebrauch der natürlichen Ressourcen, Ausschussrecycling, sowie Wasser- und Luftreinigung.

Die Kollektionen der keramischen Wand- und Bodenfliesen unserer Marken APOLLO, verfügbar in verschiedenen Formaten, wollen ein Angebot breiter Stilrichtungen von klassisch bis zeitgemäss modern präsentieren. Dieses bezieht sich auch auf unsere Leitwerte "Innovation, Qualität und Design" und ist sowohl auf die heimischen, wie auch internationale Märkte orientiert.

APOLO

who we are...

QUEM SOMOS... QUI SOMMES NOUS... WER WIR SIND...

A Aleluia Cerâmicas é a empresa de maior relevância no sector, onde nenhuma das concorrentes apresenta uma oferta tão alargada de produtos: pavimentos e revestimentos cerâmicos em pasta branca, faiança, grés cerâmico, porcelanato e porcelanato natural extrudido e ainda revestimento com pintura manual. Daí resulta uma gama diversificada em soluções abrangendo todas as potenciais necessidades desde as exigências decorativas mais audazes aos pavimentos técnicos industriais anti-ácidos mais exigentes.

Tem no seu portfólio um conjunto de 4 marcas constituído por Ceramic, Apolo, Keratec e Víuva Lamego. Cada uma das marcas tem características muito próprias e respondem a diferentes expectativas e necessidades.

"Inovação, Qualidade e Design" são os valores que a empresa associa aos seus produtos, disponibilizando soluções estéticas inovadoras, que se adaptam aos mais variados estilos de vida.

A Aleluia Cerâmicas é uma empresa permanentemente atenta à sua missão social, designadamente com o ambiente, onde para além dos certificados de qualidade está também certificada ambientalmente, adoptando uma política contínua de racionalização do consumo dos recursos naturais, reciclagem de resíduos e purificação do ar entre outras.

As colecções de pavimentos e revestimentos cerâmicos da marca Apolo, disponíveis em vários formatos, com recursos a estilos multifacetados desde o clássico ao contemporâneo, reafirmam os seus valores de "Inovação, Qualidade e Design" nos mercados nacionais e internacionais.

index series

ÍNDICE DE SÉRIES... INDEX SÉRIES... Inhaltsverzeichnis nach Serien-Namen

71	ÁGUEDA	16	MELGAÇO	50	VIENA
64	AMADEUS	68	MÉXICO	38	ZARZI
30	ATENAS	66	MILANO	72	ZEN
4	BARBADOS	67	MÓNACO	73	ZON
18	BRANCOS	66	MONZA		
28	CARACAS	71	MOURA		
40	DIANA	58	NADINE		
54	FAME	42	NAOMI	74	DECORAÇÕES DECORATIONS DÉCORATIONS DEKORE
48	FANCY	29	PÉROLA	80	PINTURA MANUAL ALELUIA HAND PAINTING PEINTURE ARTISTIQUE HANDMALEREI
52	FERRARA	32	REEF	84	ESPECIFICAÇÕES TÉCNICAS TECHNICAL DATA SPEC. TECHNIQUES TECHNISCHE DATEN
70	GRANADA	65	REVIVAL	86	CONSELHOS DE APLICAÇÃO LAYING ADVICE CONSEILLES D'APPLICATION VERLEGEHINWEISE
56	I-STONE	63	RÚSTICOS	87	EMBALAGENS E PESOS PACKING LIST EMBALLAGE ET POID VERPACKUNGEN-GEWICHTE
8	KEOPS	29	SAGRES		
60	LAGOS	16	SAHARA		
17	LARA	47	SAVANA		
12	LIMA	22	SISSI		
70	LÓTUS	62	SNOW		
15	LUANDA	61	VALÊNCIA		

index formats

ÍNDICE POR FORMATOS... INDEX FORMATS... Inhaltsverzeichnis nach Formaten



33.3x50 cm

- 4 BARBADOS
- 8 KEOPS
- 12 LIMA
- 15 LUANDA
- 16 MELGAÇO



40.8x40.8 cm

- 30 ATENAS
- 40 DIANA
- 54 FAME
- 56 I-STONE
- 8 KEOPS
- 60 LAGOS
- 58 NADINE
- 63 RÚSTICOS VILLAGE
- 62 SNOW
- 61 VALÊNCIA



33.3x42.9 cm

- 30 ATENAS
- 18 BRANCOS
- 28 CARACAS
- 17 LARA
- 29 PÉROLA
- 29 SAGRES
- 16 SAHARA
- 22 SISSI



33.3x33.3 cm

- 71 ÁGUEDA
- 64 AMADEUS
- 30 ATENAS
- 28 CARACAS
- 40 DIANA
- 48 FANCY
- 52 FERRARA
- 70 GRANADA
- 8 KEOPS
- 17 LARA
- 70 LÓTUS
- 15 LUANDA
- 68 MÉXICO
- 66 MILANO
- 67 MÓNACO
- 66 MONZA
- 71 MOURA
- 42 NAOMI
- 65 REVIVAL
- 63 RÚSTICOS APACHE RÚSTICO
- 29 SAGRES
- 16 SAHARA
- 47 SAVANA
- 22 SISSI
- 50 VIENA
- 38 ZARZI



25x36 cm

- 18 BRANCOS
- 40 DIANA
- 48 FANCY
- 52 FERRARA
- 8 KEOPS
- 42 NAOMI
- 32 REEF
- 47 SAVANA
- 22 SISSI
- 50 VIENA
- 38 ZARZI



20x20 cm

- 72 ZEN
- 73 ZON



20x20 cm

- 18 BRANCOS

BARBADOS



BARBADOS BEGE 33.3X50 CM FL71
FAIXA BARBADOS CASTANHO 50X15.8 CM F6154
FAIXA BARBADOS BEGE 50X5.8 CM F6051
FAIXA BARBADOS CASTANHO 50X10.6 CM F6104
FAIXA BARBADOS BEGE 50X10.6 CM F6101
FAIXA BARBADOS CASTANHO 50X5.8 CM F6054
FAIXA BARBADOS BEGE 50X15.8 CM F6151
BARBADOS CASTANHO 33.3X50 CM FL74

BARBADOS



BARBADOS CINZA 33.3X50 CM FL70
BARBADOS ARDÓSIA 33.3X50 FL73

BARBADOS

33,3X50X0.87 CM 



BARBADOS BEGE
33.3x50 cm FL71 | A13



LISTELO BARBADOS BEGE/CASTANHO
33.3x7 cm F4952 | D14



FAIXA BARBADOS BEGE
50x5.8 cm F6051 | D8



FAIXA BARBADOS BEGE
50x10.6 cm F6101 | D9



FAIXA BARBADOS BEGE
50x15.8 cm F6151 | D10



BARBADOS CASTANHO
33.3x50 cm FL74 | A13



LISTELO BARBADOS TACHOS CASTANHO
33.3x5.3 cm F4954 | D13



FAIXA BARBADOS CASTANHO
50x5.8 cm F6054 | D8



FAIXA BARBADOS CASTANHO
50x10.6 cm F6104 | D9



FAIXA BARBADOS CASTANHO
50x15.8 cm F6154 | D10



33,3X50X0.87 CM


BARBADOS



BARBADOS CINZA
33.3x50 cm FL70 | A13




LISTELO BARBADOS TACHOS ARDÓSIA
33.3x5.3 cm F4955 | D13



LISTELO BARBADOS CINZA/ARDÓSIA
33.3x7 cm F4950 | D14



FAIXA BARBADOS CINZA
50x5.8 cm F6050 | D8



FAIXA BARBADOS CINZA
50x10.6 cm F6100 | D9



FAIXA BARBADOS CINZA
50x15.8 cm F6150 | D10



PERFIL INOX POLIDO
1x260 cm F1509 | D35



BARBADOS ARDÓSIA
33.3x50 cm FL73 | A13



LISTELO BARBADOS ARDÓSIA/CINZA
33.3x7 cm F4951 | D14



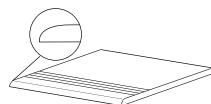
FAIXA BARBADOS ARDÓSIA
50x5.8 cm F6053 | D8



FAIXA BARBADOS ARDÓSIA
50x10.6 cm F6103 | D9



FAIXA BARBADOS ARDÓSIA
50x15.8 cm F6153 | D10



degrau/ stairstep
nez-de-marche/ stufe
30x50x0.87 cm | D18
30x33.3x0.87 cm | D17



rodapé/ skirting
plinthe/ sockel
8x50x0.87 cm | D10
8x33.3x0.87 cm | D3



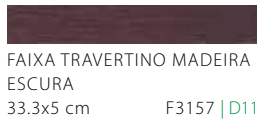
KEOPS



KEOPS



KEOPS BEGE ESCURO 25X36 CM S78
LISTELO KEOPS 25X4.6 CM F5577

25X36X0.8 CM 33,3X50 X0.87 CM 
40.8X40.8X0.85 CM 
33.3X33.3X0.75 CMKEOPS BEGE CLARO
33.3x50 cm FL81 | A13KEOPS BEGE ESCURO
33.3x50 cm FL80 | A13FAIXA TRAVERTINO MADEIRA
ESCURA
33.3x5 cm F3157 | D11FAIXA TRAVERTINO MADEIRA
CLARA
33.3x5 cm F3158 | D11FAIXA MÓNACO MADEIRA
ESCURA
33.3x10 cm F5157 | D12FAIXA MÓNACO MADEIRA
CLARA
33.3x10 cm F5158 | D12KEOPS BEGE CLARO
40.8x40.8 cm TA38 | A8KEOPS BEGE ESCURO
40.8x40.8 cm TA37 | A8



33,3X50 X0.87 CM
40.8X40.8X0.85 CM
33.3X33.3X0.75 CM



25X36X0.8 CM

KEOPS



KEOPS BEGE CLARO
25x36 cm S77 | A3



KEOPS BEGE ESCURO
25x36 cm S78 | A3



EMBUTIDO KEOPS
25x36 cm E55771 | D25




LIST. KEOPS GEOMETRICO
25x5.5 cm F3661 | D7



LISTELO KEOPS FLORAL
25x5.5 cm F3660 | D7



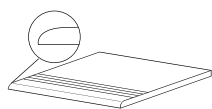
LISTELO KEOPS
25x4.6 cm F5577 | D14



KEOPS BEGE CLARO
33.3x33.3 cm PB38 | A5



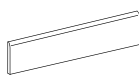
KEOPS BEGE ESCURO
33.3x33.3 cm PB37 | A5



degrau/ stairstep
nez-de-marche/ stufe
30x50x0.87 cm | D18
30x33.3x0.87 cm | D17

30x40.8x0.85 cm | D18

30x33.3x0.75 cm | D14



rodapé/ skirting
plinthe/ sockel
8x50x0.87 cm | D10
8x33.3x0.87 cm | D3

8x40.8x0.85 cm | D4

8x33.3x0.75 cm | D3

LIMA



33,3X50X0.87 CM

LIMA



LIMA FAIA
33.3x50 cm FL65 | A14




LIMA CASTANHO
33.3x50 cm FL67 | A14



LIMA WENGUÉ
33.3x50 cm FL68 | A16




LISTELO LIMA KÜCHE FAIA
33.3x5 cm F5099 | D15



LISTELO LIMA CASTANHO
32.5x5.4 cm F6601 | D13



LISTELO LIMA KÜCHE CASTANHO
33.3x5 cm F5100 | D15



LISTELO LIMA FAIA
32.5x5.4 cm F6600 | D13




FAIXA LIMA FAIA
50x5.8 cm F6506 | D8



FAIXA LIMA CASTANHO
50x5.8 cm F6706 | D8



FAIXA LIMA WENGUÉ
50x5.8 cm F6806 | D8



FAIXA LIMA FAIA
50x10.6 cm F6511 | D9



FAIXA LIMA CASTANHO
50x10.6 cm F6711 | D9



FAIXA LIMA WENGUÉ
50x10.6 cm F6811 | D9



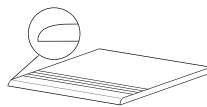
FAIXA LIMA FAIA
50x15.8 cm F6516 | D10



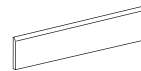
FAIXA LIMA CASTANHO
50x15.8 cm F6716 | D10



FAIXA LIMA WENGUÉ
50x15.8 cm F6816 | D10



degrau/ stairstep
nez-de-marche/ stufe
30x50x0.87 cm | D18
30x33.3x0.87 cm | D17



rodapé/ skirting
plinthe/ sockel
8x50x0.87 cm | D10
8x33.3x0.87 cm | D3



LIMA CARVALHO
33.3x50 cm FL66 | A14



LIMA BRANCO
33.3x50 cm FL63 | A14



LIMA CINZA
33.3x50 cm FL64 | A14



LISTELO LIMA CARVALHO
32.5x5.4 cm F6605 | D13



LISTELO LIMA BRANCO
32.5x5.4 cm F6603 | D13



LISTELO LIMA CINZA
32.5x5.4 cm F6604 | D13



LISTELO LIMA KÜCHE CINZA
33.3x5 cm F5098 | D15



FAIXA LIMA CARVALHO
50x5.8 cm F6606 | D8



FAIXA LIMA BRANCO
50x5.8 cm F6306 | D8



FAIXA LIMA CINZA
50x5.8 cm F6406 | D8



FAIXA LIMA CARVALHO
50x10.6 cm F6611 | D9




FAIXA LIMA BRANCO
50x10.6 cm F6311 | D9



FAIXA LIMA CINZA
50x10.6 cm F6411 | D9




FAIXA LIMA CARVALHO
50x15.8 cm F6616 | D10



FAIXA LIMA BRANCO
50x15.8 cm F6316 | D10



FAIXA LIMA CINZA
50x15.8 cm F6416 | D10



 33,3X50X0.87 CM
 33.3X33.3X0.75 CM


LUANDA




 LUANDA BEGE
 33.3x50 cm

S900 | A13



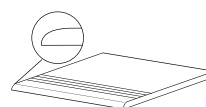

 LUANDA BEGE
 33.3x33.3 cm

S838 | A5



rodapé/ skirting
 plinthe/ sockel
 8x50x0.87 cm | D10
 8x33.3x0.87 cm | D3

8x33.3x0.75 cm | D3



degrau/ stairstep
 nez-de-marche/ stufe
 30x50x0.87 cm | D18
 30x33.3x0.87 cm | D17

30x33.3x0.75 cm | D14

MELGAÇO

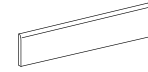
33,3X50X0.87 CM 



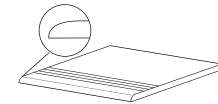
MELGAÇO BEGE
33.3x50 cm FL33 | A13



MELGAÇO CINZA
33.3x50 cm FL34 | A13




rodapé/ skirting
plinthe/ sockel
8x50x0.87 cm | D10
8x33.3x0.87 cm | D3




degrau/ stairstep
nez-de-marche/ stufe
30x50x0.87 cm | D18
30x33.3x0.87 cm | D17

SAHARA

33.3X42.9X0.8 CM 



BEGE BRILHO
33.3x42.9 cm R450 | A8



CINZA BRILHO
33.3x42.9 cm R451 | A8




FX SAHARA BEGE BRILHO
RECTÂNGULOS
33.3x5 cm F2427 | D9



FX SAHARA CINZA BRILHO
RECTÂNGULOS
33.3x5 cm F2428 | D9



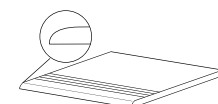
BEGE
33.3x33.3 cm P310 | A8



CINZA
33.3x33.3 cm P311 | A8



rodapé/ skirting
plinthe/ sockel
8x33.3x0.75 cm | D3



degrau/ stairstep
nez-de-marche/ stufe
30x33.3x0.75 cm | D14


LARA

 33.3X42.9X0.8 CM

 33.3X33.3X0.75 CM



BRANCO
33.3x42.9 cm R500 | A9



BEGE
33.3x42.9 cm R501 | A9



CASTANHO
33.3x42.9 cm R504 | A9



VERDE
33.3x42.9 cm R503 | A10



AZUL
33.3x42.9 cm R502 | A10



VERMELHO
33.3x42.9 cm R505 | A19



PRETO
33.3x42.9 cm R506 | A10



FX LARA DAISY VERDE
33.3x4.9 cm F2444* | D7



FX LARA DAISY AZUL
33.3x4.9 cm F2445* | D7



FX LARA DAISY VERMELHO
33.3x4.9 cm F2447* | D7



FX LARA DAISY PRETO
33.3x4.9 cm F2448* | D7



FX LARA DAISY BRANCO
33.3x4.9 cm F2442* | D7




FX LARA DAISY BEGE
33.3x4.9 cm F2443* | D7




FX LARA DAISY CASTANHO
33.3x4.9 cm F2446* | D7



BRANCO
33.3x33.3 cm P357 | A8



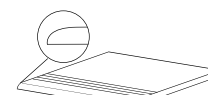
BEGE
33.3x33.3 cm P353 | A8



CASTANHO
33.3x33.3 cm P354 | A8



rodapé/ skirting
plinthe/ sockel
8x33.3x0.75 cm | D3



degrau/ stairstep
nez-de-marche/ stufe
30x33.3x0.75 cm | D14



VERDE
33.3x33.3 cm P359 | A9



AZUL
33.3x33.3 cm P358 | A9



VERMELHO
33.3x33.3 cm P360 | A21



PRETO
33.3x33.3 cm P361 | A9

* DESENHO ALEATÓRIO . RANDOM DRAWING . DESSIN ALÉATOIRE . WECHSELNDES DESIGN

BRANCOS

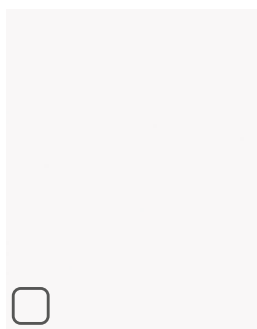



BRANCO 25X36 CM S01
LISTELO 25X5 CM L3600CF

 33.3X42.9 CM | 25X36X0.8 CM
20X20X0.65 CM


 33.3X33.3X0.75 CM


BRANCOS




 BRANCO BRILHANTE
33.3x42.9 cm 5005 | A8



 BRANCO ONDULADO
33.3x42.9 cm 5007 | A8



 BRANCO MATE
33.3x42.9 cm 5006 | A8



FX SAHARA BEGE BRILHO
RECTÂNGULOS
33.3x5 cm F2427 | D9



FX LARA DAISY VERMELHO
33.3x4.9 cm F2447* | D7



FX LARA DAISY AZUL
33.3x4.9 cm F2445* | D7



FX SAHARA CINZA BRILHO
RECTÂNGULOS
33.3x5 cm F2428 | D9



FX LARA DAISY CASTANHO
33.3x4.9 cm F2446* | D7



FX LARA DAISY VERDE
33.3x4.9 cm F2444* | D7



FX LARA DAISY PRETO
33.3x4.9 cm F2448* | D7



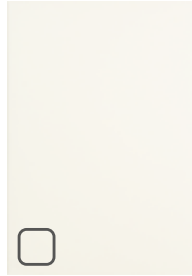

PERFIL INOX POLIDO
1x260 cm

F1509 | D35

PERFIL INOX ESCOVADO
1x260 cm

F1510 | D35


BRANCOS

33.3X42.9 CM | 25X36X0.8 CM
20X20X0.65 CM 33.3X33.3X0.75 CM BRANCO BRILHO
25x36 cm S01 | A3BRANCO MATE
25x36 cm S02 | A3BRANCO ONDULADO
25x36 cm S06 | A3BRANCO MATE
ESTRUTURADO
25x36 cm S07 | A3BRANCO QUATTRO
25x36 cm S09 | A5FAIXA QUATTRO
F3670
36x7 cm | D7LISTELO BRANCOS
TROPICAL
25x8 cm F4054 | D5LISTELO KEOPS
25x4.6 cm F5577 | D14LISTELO BRANCOS RISCAS
25x5 cm L3600CF | D9FAIXA QUATTRO
25x7 cm F4511 | D5

BRANCOS

 33.3X42.9 CM | 25X36X0.8 CM
20X20X0.65 CM


 33.3X33.3X0.75 CM




BRANCO BRILHANTE
20x20 cm 4424 | A2



BRANCO BISELADO
BRILHANTE
20x20 cm 4442 | A1



BRANCO RÚSTICO
BRILHANTE
20x20 cm 4440 | A1



BRANCO MATE
20x20 cm 4700 | A1



BRANCO ONDULADO
BRILHANTE
20x20 cm 4420 | A1




BRANCO MATE
ONDULADO
20x20 cm 4036 | A1




LISTELO BRANCOS
FAIRY TALES
20x5 cm LAO0115 | D7



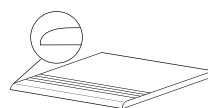
Sugestão de Pavimento CERAMIC . CERAMIC Floor Suggestion . Suggestion de Pavement CERAMIC . Dazu passende Bodenfliesen CERAMIC



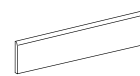
ONDA BRANCO
33.3x33.3 cm P324 | A5




BRANCO MATE
33.3x33.3 cm D220 | A7



degrau/ stairstep
nez-de-marche/ stufe
30x33.3x0.75 cm | D14



rodapé/ skirting
plinthe/ sockel
8x33.3x0.75 cm | D3

SISSI


SISSI BEGE ESCURO 33.3X42.9 CM 5001
SISSI EB5001 TACO 53 33.3X42.9 CM E4015
LISTELO SISSI BEGE 33.3X4.8 CM FL5090

SISSI


SISSI CINZA ESCURO 33.3X42.9 CM 5003
LISTELO SISSI MIZAR CINZA 33.3X7 CM FL5093



SISSI BEGE CLARO
33.3x42.9 cm 5000 | A6



SISSI BEGE ESCURO
33.3x42.9 cm 5001 | A6



SISSI CINZA CLARO
33.3x42.9 cm 5002 | A6



SISSI CINZA ESCURO
33.3x42.9 cm 5003 | A6



LISTELO SISSI OSIRIS BEGE
33.3x4.9 cm LC5020LF | D4



LISTELO SISSI MIZAR BEGE
33.3x7 cm FL5092 | D21



LISTELO SISSI OSIRIS CINZA CLARO
33.3x4.9 cm LC5021LF | D4



LISTELO SISSI MIZAR CINZA
33.3x7 cm FL5093 | D21



LISTELO SISSI OSIRIS BEGE
33.3x10 cm LC5020LO | D11



LISTELO SISSI OSIRIS CINZA CLARO
33.3x10 cm LC5021LO | D11



LISTELO SISSI NEOCLÁSSICO BEGE
33.3x4.9 cm L3544LF | D11



LISTELO SISSI NEOCLÁSSICO
CINZA CLARO
33.3x4.9 cm L3543LF | D11



LISTELO SISSI NEOCLÁSSICO BEGE
33.3x10 cm L3544LN | D15



LISTELO SISSI NEOCLÁSSICO
CINZA CLARO
33.3x10 cm L3543LN | D15



33.3X42.9X0.8 CM

25X36X0.8 CM



33.3X33.3X0.75 CM



SISSI AZUL

33.3x42.9 cm

5004 | A6



EB 5000 TACO 53

33.3x42.9 cm

E4013 | D24



EB 5002 TACO 54

33.3x42.9 cm

E4014 | D24



LISTELO SISSI OSIRIS AZUL

33.3x4.9 cm

LC5022LF | D4



LISTELO SISSI OSIRIS AZUL

33.3x10 cm

LC5022LO | D11



LISTELO SISSI NEOCLÁSSICO AZUL

33.3x4.9 cm

L3545LF | D11



LISTELO SISSI NEOCLÁSSICO AZUL

33.3x10 cm

L3545LN | D15



LISTELO SISSI BEGE

33.3x4.8 cm

FL5090 | D21



LISTELO SISSI CINZA

33.3x4.8 cm

FL5091 | D21



EB 5001 TACO 53

33.3x42.9 cm

E4015 | D24



EB 5003 TACO 54


33.3x42.9 cm

E4016 | D24

33.3X42.9X0.8 CM

25X36X0.8 CM


33.3X33.3X0.75 CM




SISSI BEGE CLARO
25x36 cm 7707 | A3



SISSI BEGE ESCURO
25x36 cm 7708 | A3



SISSI CINZA CLARO
25x36 cm 7710 | A3




SISSI CINZA ESCURO
25x36 cm 7711 | A3



SISSI AZUL
25x36 cm 7709 | A3



DECOR SISSI NATACHA
BEGE
25x36 cm M7374 | D22



LISTELO SISSI BEGE
25x4.8 cm FL7266 | D19



DECOR SISSI NATACHA
AZUL
25x36 cm M7375 | D22



LISTELO SISSI CINZA
25x4.8 cm FL7267 | D19



LISTELO SISSI OSIRIS AZUL
25x8 cm L7231 | D9



LISTELO SISSI NEOCLÁSSICO
AZUL
25x8 cm L3548CL D11



LISTELO SISSI NATACHA
BEGE
25x7 cm L3560CJ | D8



LISTELO SISSI NATACHA
AZUL
25x7 cm L3561CJ | D8



LISTELO SISSI OSIRIS BEGE
25x8 cm L7232 | D9



LISTELO SISSI OSIRIS CINZA
25x8 cm L7230 | D9



SISSI EMBUTIDO
BEGE CLARO TACO 44
25x36 cm E7320 | D22



SISSI EMBUTIDO
CINZA CLARO TACO 43
25x36 cm E7330 | D22



LISTELO SISSI NEOCLÁSSICO
BEGE
25x8 cm L3547CL | D11



LISTELO SISSI NEOCLÁSSICO
CINZA
25x8 cm L3546CL | D11




33.3X42.9X0.8 CM



25X36X0.8 CM


33.3X33.3X0.75 CM



SISSI BEGE CLARO

33.3x33.3 cm


S310 | A5



SISSI BEGE ESCURO

33.3x33.3 cm


S311 | A5



SISSI CINZA CLARO

33.3x33.3 cm

S312 | A5



SISSI CINZA ESCURO

33.3x33.3 cm

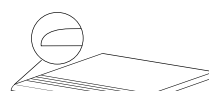
S313 | A5



SISSI AZUL

33.3x33.3 cm

S309 | A5



degrau/ stairstep
nez-de-marche/ stufe
30x33.3x0.75cm | D14




rodapé/ skirting
plinthe/ socket
8x33.3x0.75 cm | D3

CARACAS

33.3X42.9X0.8 CM




33.3X33.3X0.75 CM



CARACAS BRANCO
33.3x42.9 cm

V45 | A7



CARACAS PRETO
33.3x42.9 cm

V46 | A9




LISTELO ANDES
3.5x33.3 cm

F3145 | D7




LISTELO ANDES
7x33.3 cm

F5145 | D13



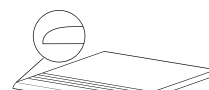
CARACAS BRANCO
33.3x33.3 cm

PB25 | A4



CARACAS PRETO
33.3x33.3 cm

PB26 | A10



degrau/ stairstep
nez-de-marche/ stufe
30x33.3x0.75 cm | D14




rodapé/ skirting
plinthe/ sockel
8x33.3x0.75 cm | D3

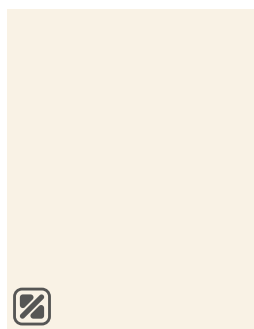
PRETO 33.3X42.9 CM V46
LISTELO ANDES 7X33.3 CM F5145
BRANCO 33.3X42.9 CM V45

 33.3X42.9X0.8 CM

PÉROLA



PÉROLA
33.3x42.9 cm R039 | A8



PÉROLA MATE
33.3x42.9 cm R063 | A8



LISTELO DIANA GOLDEN
33.3x4.7 cm F5389 | D5



LISTELO DIANA GOLDEN
33.3x8 cm F5388 | D8



FX SAHARA BEGE BRILHO
RECTÂNGULOS
33.3x5 cm F2427 | D9

PERFIL INOX POLIDO
1x260 cm

F1509 | D35

PERFIL INOX ESCOVADO
1x260 cm


F1510 | D35



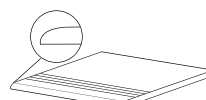
Sugestão de Pavimento . Floor Suggestion . Suggestion de Pavement . Dazu passende Bodenfliesen



NAOMI BEGE
33.3x33.3 cm S882 | A5




NAOMI CAFÉ
33.3x33.3 cm S864 | A9



degrau/ stairstep
nez-de-marche/ stufe
30x33.3x0.75 cm | D14



rodapé/ skirting
plinthe/ sockel
8x33.3x0.75 cm | D3

 33.3X42.9X0.8 CM

 33.3X33.3X0.75 CM

SAGRES




SAGRES
33.3x42.9 cm R061 | A9



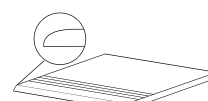
FX SAGRES FOLHAS HORIZONTAIS
33.3x5.2 cm F1441 | D6



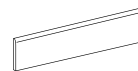
FX SAGRES FOLHAS VERTICAIS
33.3x10.2 cm F1579 | D11



SAGRES
33.3x33.3 cm P061 | A6




degrau/ stairstep
nez-de-marche/ stufe
30x33.3x0.75 cm | D14



rodapé/ skirting
plinthe/ sockel
8x33.3x0.75 cm | D3


ATENAS

ATENAS MARFIM 33.3X42.9 CM 5070
LISTELO ATENAS PEDRA BEGE 32.7X5 CM FL5084
ATENAS NOZ 33.3X42.9 CM 5071


 33.3X42.9X0.8 CM


 40.8X40.8X0.85 CM | 33.3X33.3X0.75 CM


ATENAS




 **ATENAS MARFIM**
33.3x42.9 cm 5070 | A7



 **ATENAS NOZ**
33.3x42.9 cm 5071 | A7



 **ATENAS CINZA**
33.3x42.9 cm 5072 | A7



FX ATENAS MARFIM
33.5x4.5 cm F5031 | D29



FX ATENAS NOZ
33.5x4.5 cm F5033 | D29




FX ATENAS CINZA
33.5x4.5 cm F5032 | D29



LISTELO ATENAS PEDRA BEGE
32.7x5 cm FL5084 | D9





LISTELO ATENAS PEDRA NOZ
32.7x5 cm FL5086 | D9




LISTELO ATENAS PEDRA CINZA
32.7x5 cm FL5085 | D9




 **ATENAS BEGE**
33.3x33.3 cm S802 | A7





 **ATENAS CASTANHO**
33.3x33.3 cm S801 | A7




 **ATENAS CINZA ESCURO**
33.3x33.3 cm S800 | A7



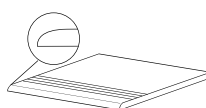
 **ATENAS MARFIM**
40.8x40.8 cm S323 | A10
33.3x33.3 cm S803 | A7



 **ATENAS NOZ**
40.8x40.8 cm S326 | A10



 **ATENAS CINZA**
40.8x40.8 cm S325 | A10



degrau/ stairstep
nez-de-marche/ stufe
30x40.8x0.85 cm | D18



rodapé/ skirting
plinthe/ sockel
8x40.8x0.85 cm | D4

30x33.3x0.75 cm | D14

8x33.3x0.75 cm | D3

REEF



REEF

REEF TEAL 25X36 CM U67
REEF SHOAL BROWN 25X36 CM M7382
PLAN WOOD (PORCELANATO) 46X46 CM NT45






REEF PURPLE 25X36 CM U66
REEF FIREFLY GREY 25X36 CM M7376
PLAN ALUMINIUM (PORCELANATO) 46X46 CM NT41

REEF

25X36X0.8 CM 



REEF IVORY
25x36 cm U63 | A4




REEF GREY
25x36 cm U68 | A4



REEF TEAL
25x36 cm U67 | A11



REEF PURPLE
25x36 cm U66 | A11



REEF BROWN
25x36 cm U65 | A4



REEF BLACK
25x36 cm U69 | A4



CORAL IVORY
25x36 cm D63 | A7



CORAL GREY
25x36 cm D68 | A7



CORAL TEAL
25x36 cm D67 | A14



CORAL PURPLE
25x36 cm D66 | A14



CORAL BROWN
25x36 cm D65 | A14



CORAL BLACK
25x36 cm D69 | A14



SHOAL TEAL
25x36 cm M7383 | D13



SHOAL PURPLE
25x36 cm M7381 | D13



SHOAL BROWN
25x36 cm M7382 | D13



SHOAL BLACK
25x36 cm M7380 | D13

REEF



FIREFLY IVORY
25x36 cm M7377 | D2



LISTELO FIREFLY IVORY
36x4.8 cm FL7269 | D4



FIREFLY GREY
25x36 cm M7376 | D2



LISTELO FIREFLY GREY
36x4.8 cm FL7268 | D4



GLOW IVORY
25x36 cm M7379 | D2



LISTELO GLOW IVORY
36x4.8 cm FL7273 | D6



GLOW GREY
25x36 cm M7378 | D2



LISTELO GLOW GREY
36x4.8 cm FL7272 | D6



LISTELO FIREFLY IVORY
25x3.33 cm FL7271 | D2



LISTELO FIREFLY GREY
25x3.33 cm FL7270 | D2



LISTELO GLOW IVORY
25x3.33 cm FL7275 | D2




LISTELO GLOW GREY
25x3.33 cm FL7274 | D2




Sugestão de Pavimento CERAMIC . CERAMIC Floor Suggestion . Suggestion de Pavement CERAMIC . Dazu passende Bodenfliesen CERAMIC.



MATCH MARFIM
33.3x33.3 cm P387 | A9




MATCH CASTANHO
33.3x33.3 cm P352 | A9




MATCH CINZA CLARO
33.3x33.3 cm P376 | A9




MATCH ANTRACITE
33.3x33.3 cm P377 | A9



PLAN WOOD
46x46 cm natural NT45 | A7



PLAN ALUMINIUM
46x46 cm natural NT41 | A7

ZARZI


ZARZI BEGE CLARO 25X36 CM U94
LISTELO GEOM. BEGE 25X5.6 CM F4394
ZARZI BEGE ESCURO 25X36 CM U95

 25X36X0.8 CM

 33.3X33.3X0.75 CM



ZARZI BEGE CLARO
25x36 cm U94 | A3



ZARZI CINZA CLARO
25x36 cm U96 | A3



LISTELO ZARZI FLOR BEGE
25x5.5 cm F4294 | D7



LISTELO ZARZI FLOR CINZA
25x5.5 cm F4296 | D7



ZARZI BEGE ESCURO
25x36 cm U95 | A4




ZARZI CINZA ESCURO
25x36 cm U97 | A4




LISTELO ZARZI GEOM. BEGE
25x5.6 cm F4394 | D7



LISTELO ZARZI GEOM. CINZA
25x5.6 cm F4396 | D7



ZARZI BEGE
33.3x33.3 cm PC26 | A5



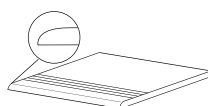
ZARZI BEGE ESCURO
33.3x33.3 cm PC43 | A5



ZARZI CINZA ESCURO
33.3x33.3 cm PC44 | A5



ZARZI CINZA
33.3x33.3 cm PC25 | A5




degrau/ stairstep
nez-de-marche/ stufe
30x33.3x0.75 cm | D14



rodapé/ skirting
plinthe/ sockel
8x33.3x0.75 cm | D3

DIANA



DIANA BEGE MATE 25X36 CM S35
LISTELO DIANA GOLDEN 25X8 CM F3220

DIANA



25X36X0.8 CM




40.8X40.8 CM

33.3X33.3X0.75 CM



DIANA BEGE BRILHO
25x36 cm S36 | A3



DIANA BEGE MATE
25x36 cm S35 | A3



FAIXA DIANA BRILHO
25x7 cm F3872 | D6



FAIXA DIANA MATE
25x7 cm F3871 | D6

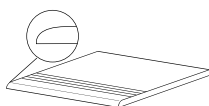


LISTELO DIANA GOLDEN
25x8 cm F3220 | D11



DIANA BEGE
40.8x40.8 cm TA35 | A8

33.3x33.3 cm PA35 | A5



degrau/ stairstep
nez-de-marche/ stufe
30x40.8x0.85 cm | D18

30x33.3x0.75 cm | D14



rodapé/ skirting
plinthe/ sockel
8x40x0.85 cm | D4

8x33.3x0.75 cm | D3

NAOMI



NAOMI



NAOMI BEGE 25X36 CM 7722
LISTELO NAOMI FEELING BEGE 25X8 CM L2970CL
NAOMI CAFÉ 25X36 CM 7734

NAOMI



NAOMI BEGE 25X36 CM 7722
NAOMI CAFÉ 25X36 CM 7734
LISTELO NAOMI FEELING BEGE 25X4 CM L2970CD
LISTELO NAOMI FEELING BEGE 25X8 CM L2970CL
NAOMI CAFÉ 33.3X33.3 CM S864




25X36X0.8 CM




33.3X33.3X0.75 CM

NAOMI



NAOMI BRANCO
25x36 cm 7717 | A4



NAOMI BEGE
25x36 cm 7722 | A4




NAOMI AZUL
25x36 cm 7720 | A4



NAOMI LARANJA
25x36 cm 7733 | A4



NAOMI CANELA
25x36 cm 7721 | A4



NAOMI CAFÉ
25x36 cm 7734 | A6



DECOR NAOMI SPRING
RAIN BEGE
25x36 cm M7300 | D20



DECOR NAOMI SPRING
RAIN VERDE/AZUL
25x36 cm M7301 | D20



DECOR NAOMI FEELING
BEGE
25x36 cm M7302 | D20



DECOR NAOMI FEELING
AZUL/VERDE
25x36 cm M7303 | D20



LISTELO NAOMI SPRING
RAIN BEGE
25x4 cm L2980CD | D10



LISTELO NAOMI SPRING
RAIN VERDE
25x4 cm FL7217 | D10



LISTELO NAOMI FEELING
BEGE
25x4 cm L2970CD | D11



LISTELO NAOMI FEELING
BRANCO
25x4 cm FL7195 | D11



LISTELO NAOMI SPRING
RAIN BEGE
25x8 cm L2980CL | D13



LISTELO NAOMI SPRING
RAIN VERDE
25x8 cm FL7216 | D13



LISTELO NAOMI FEELING
BEGE
25x8 cm L2970CL | D14



LISTELO NAOMI FEELING
BRANCO
25x8 cm FL7194 | D14

NAOMI

25X36X0.8 CM




33.3X33.3X0.75 CM




NAOMI BEGE
33.3x33.3 cm

S882 | A5




NAOMI LARANJA
33.3x33.3 cm

S863 | A5



NAOMI CANELA
33.3x33.3 cm

S883 | A5



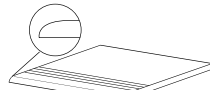
NAOMI CAFÉ
33.3x33.3 cm

S864 | A9

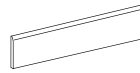


NAOMI AZUL
33.3x33.3 cm

S885 | A5




degrau/ stairstep
nez-de-marche/ stufe
30x33.3x0.75 cm | D14



rodapé/ skirting
plinthe/ sockel
8x33.3x0.75 cm | D3

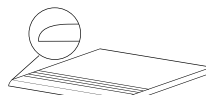


Sugestão de Pavimento CERAMIC . CERAMIC Floor Suggestion . Suggestion de Pavement CERAMIC . Dazu passende Bodenfliesen CERAMIC.



BRANCO MATE
33.3x33.3 cm

D220 | A7



degrau/ stairstep
nez-de-marche/ stufe
30x33.3x0.75 cm | D14





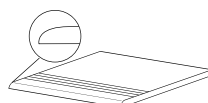
rodapé/ skirting
plinthe/ sockel
8x33.3x0.75 cm | D3



25X36X0.8 CM




33.3X33.3X0.75 CM


SAVANASAVANA BEGE CLARO
25x36 cm S93 | A3PEÇA DEC. SAVANA BEGE
25x36 cm D38661 | D16LISTELO SAVANA BEGE
25x5 cm F3066 | D10LISTELO SAVANA BEGE
25x8 cm F3866 | D11SAVANA BEGE ESCURO
25x36 cm S92 | A3LISTELO SAVANA
FRUTOS BEGE
25x5 cm F3062 | D7LISTELO SAVANA TREVI
BEGE
25x8 cm F4041 | D5LISTELO SAVANA 1/2
CANA BEGE
25x3 cm 3011 | D4LISTELO SAVANA
FRUTOS BEGE
25x8 cm F3882 | D9LISTELO SAVANA RÉGIA
BEGE
25x10 cm F3051 | D14LISTELO SAVANA 1/2
CANA BEGE
25x5 cm 3111 | D5SAVANA BEGE
33.3x33.3 cm PA92 | A5degrau/ stairstep
nez-de-marche/ stufe
30x33.3x0.75 cm | D14rodapé/ skirting
plinthe/ sockel
8x33.3x0.75 cm | D3

FANCY




FANCY BRANCO 25X36 CM 7763
FANCY AZUL 25X36 CM 7769
DECOR FANCY ZIGGY BRANCO/AZUL 25X36 CM M7281
LISTELO FANCY ZIGGY AZUL 25X8 CM FL7281


 25X36X0.8 CM

 33.3X33.3X0.75 CM

FANCY



FANCY BEGE
25x36 cm 7766 | A3



FANCY BRANCO
25x36 cm 7763 | A3



LISTELO FANCY ZIGGY
CASTANHO
25x8 cm L7280 | D9



LISTELO FANCY ZIGGY
AZUL
25x8 cm L7281 | D9




LISTELO FANCY ZIGGY
CINZA
25x8 cm L7282 | D9




FANCY CASTANHO
25x36 cm 7767 | A3



FANCY AZUL
25x36 cm 7769 | A3



FANCY CINZA
25x36 cm 7764 | A3




DECOR FANCY ZIGGY
BEGE/CASTANHO
25x36 cm M7280 | D13



DECOR FANCY ZIGGY
BRANCO/AZUL
25x36 cm M7281 | D13




DECOR FANCY ZIGGY
BRANCO/CINZA
25x36 cm M7282 | D13



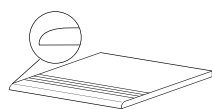
FANCY CASTANHO
33.3x33.3 cm M005 | A5



FANCY AZUL
33.3x33.3 cm M004 | A5



FANCY CINZA
33.3x33.3 cm M003 | A5



degrau/ stairstep
nez-de-marche/ stufe
30x33.3x0.75 cm | D14



rodapé/ skirting
plinthe/ socket
8x33.3x0.75 cm | D3

VIENA





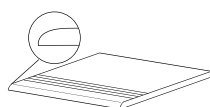
VIENA CINZA 25X36 CM U80
LISTELO VIENA ROSA VERDE/AZUL 25X6.5 CM F4146
VIENA AZUL 25X36 CM U82
LISTELO VIENA ROSA VERDE/AZUL 25X3 CM F3046
VIENA AZUL 33.3X33.3 CM PA82
VIENA CINZA 33.3X33.3 CM PA80



25X36X0.8 CM



33.3X33.3X0.75 CM

VIENAVIENA BEGE CLARO
25x36 cm U83 | A3VIENA BEGE
25x36 cm U84 | A3VIENA CINZA
25x36 cm U80 | A3VIENA AZUL
25x36 cm U82 | A3VIENA VERDE
25x36 cm U81 | A3PEÇA DEC. VIENA BEGE
25x36 cm D40621 | D15PEÇA DEC. VIENA AZUL
25x36 cm D40641 | D15PEÇA DEC. VIENA VERDE
25x36 cm D40631 | D15LISTELO VIENA BEGE
25x3 cm D3029 | D3LISTELO VIENA ROSA
BEGE
25x3 cm F3045 | D10LISTELO VIENA AZUL
25x3 cm F3027 | D3LISTELO VIENA ROSA
VERDE/AZUL
25x3 cm F3046 | D10LISTELO VIENA VERDE
25x3 cm F3028 | D3LISTELO VIENA BEGE
25x8 cm F4067 | D7LISTELO VIENA ROSA
BEGE DESCANSO
25x6.5 cm F4147 | D11LISTELO VIENA AZUL
25x8 cm F4065 | D7LISTELO VIENA ROSA
VERDE/AZUL DESCANSO
25x6.5 cm F4148 | D11LISTELO VIENA VERDE
25x8 cm F4066 | D7LISTELO VIENA ARCOS
BEGE
25x8 cm F4082 | D5LISTELO VIENA ROSA
BEGE
25x6.5 cm F4145 | D11LISTELO VIENA ARCOS
AZUL
25x8 cm F4084 | D5LISTELO VIENA ROSA
VERDE/AZUL
25x6.5 cm F4146 | D11LISTELO VIENA ARCOS
VERDE
25x8 cm F4083 | D5VIENA BEGE
33.3x33.3 cm PA83 | A5VIENA CINZA
33.3x33.3 cm PA80 | A5VIENA AZUL
33.3x33.3 cm PA82 | A5VIENA VERDE
33.3x33.3 cm PA81 | A5degrau/ stairstep
nez-de-marche/ stufe
30x33.3x0.75 cm | D14rodapé/ skirting
plinthe/ sockel
8x33.3x0.75 cm | D3

FERRARA

FERRARA BEGE CLARO 25X36 CM U71
LISTELO FERRARA LOSANGO AMARELO 25X5 CM F3038
LISTELO FERRARA LOSANGO AMARELO 25X10 CM F4138
FERRARA AMARELO 25X36 CM U72
FERRARA BEGE CLARO 33.3X33.3 CM PB71
FERRARA AMARELO 33.3X33.3 CM PB72



25X36X0.8 CM



33.3X33.3X0.75 CM


FERRARA



FERRARA BEGE CLARO
25x36 cm U71 | A3



FERRARA AMARELO
25x36 cm U72 | A4



FERRARA AZUL CLARO
25x36 cm U73 | A3



FERRARA AZUL ESCURO
25x36 cm U74 | A4



LISTELO FERRARA
COMBI BEGE
25x3 cm F3191 | D10



LISTELO FERRARA BEGE
25x5 cm F3083 | D5



LISTELO FERRARA
COMBI AZUL
25x3 cm F3190 | D10



LISTELO FERRARA AZUL
25x5 cm F3082 | D5



LISTELO FERRARA
COMBI BEGE
25x6 cm F3891 | D11



LISTELO FERRARA BEGE
25x10 cm F4183 | D10



LISTELO FERRARA
COMBI AZUL
25x6 cm F3890 | D11



LISTELO FERRARA AZUL
25x10 cm F4182 | D10



LISTELO FERRARA
LOSANGO AMARELO
25x5 cm F3038 | D5




LISTELO FERRARA
LOSANGO AZUL
25x5 cm F3037 | D5




LISTELO FERRARA
LOSANGO AMARELO
25x10 cm F4138 | D10



LISTELO FERRARA
LOSANGO AZUL
25x10 cm F4137 | D10




FERRARA BEGE CLARO
33.3x33.3 cm PB71 | A5



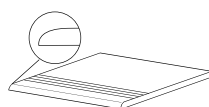
FERRARA AMARELO
33.3x33.3 cm PB72 | A7



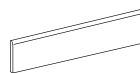
FERRARA AZUL CLARO
33.3x33.3 cm PB73 | A5



FERRARA AZUL ESCURO
33.3x33.3 cm PB74 | A7



degrau/ stairstep
nez-de-marche/ stufe
30x33.3x0.75 cm | D14



rodapé/ skirting
plinthe/ socket
8x33.3x0.75 cm | D3

FAME





40.8X40.8X0.85 CM

FAME



BEGE
40.8x40.8 cm

S330 | A8



BEGE ESCURO
40.8x40.8 cm

S331 | A8



CASTANHO
40.8x40.8 cm

S334 | A8



BARRA FAME BEGE
40.8x13.1 cm

BS330 | D26



BARRA FAME BEGE ESCURO
40.8x13.1 cm

BS331 | D26



BARRA FAME CASTANHO
40.8x13.1 cm

BS334 | D26



CINZA CLARO
40.8x40.8 cm

S332 | A8



CINZA ESCURO
40.8x40.8 cm

S333 | A8



PRETO
40.8x40.8 cm

S335 | A8



BARRA FAME CINZA CLARO
40.8x13.1 cm

BS332 | D26



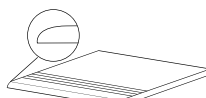
BARRA FAME CINZA ESCURO
40.8x13.1 cm

BS333 | D26



BARRA FAME PRETO
40.8x13.1 cm

BS335 | D26



degrau/ stairstep
nez-de-marche/ stufe
30x40.8x0.85 cm | D18



rodapé/ skirting
plinthe/ sockel
8x40.8x0.85 cm | D4

I-STONE





40.8X40.8X0.85 CM

I-STONE




SAND
40.8x40.8 cm

P413 | A9




EARTH
40.8x40.8 cm

P414 | A9



TOBACCO
40.8x40.8 cm

P415 | A9



SOFTBLACK
40.8x40.8 cm

P416 | A9



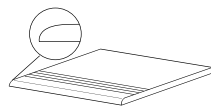
DECORADO I-STONE TRICOLOR
40.8x40.8 cm DC402 | D31



DECORADO I-STONE BICOLOR
40.8x40.8 cm DC401 | D31



DECORADO I-STONE SOFTBLACK
40.8x40.8 cm DC400 | D31




degrau/ stairstep
nez-de-marche/ stufe
30x40.8x0.85 cm | D18



rodapé/ skirting
plinthe/ sockel
8x40.8x0.85 cm | D4


NADINE






40.8X40.8X0.85 CM

NADINE




BEGE
40.8x40.8 cm

C186 | A9




CASTANHO
40.8x40.8 cm

C187 | A9




CASTANHO ESCURO
40.8x40.8 cm

C257 | A9



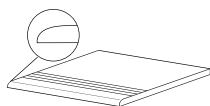
CINZA
40.8x40.8 cm

C185 | A9



PRETO
40.8x40.8 cm

C256 | A9



degrau/ stairstep
nez-de-marche/ stufe
30x40.8x0.85 cm | D18



rodapé/ skirting
plinthe/ sockel
8x40.8x0.85 cm | D4



LAGOS BEGE
40.8x40.8 cm

TA75 | A8



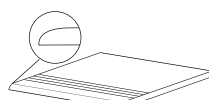
LAGOS CHAMPANHE
40.8x40.8 cm

TA73 | A8



LAGOS CINZA
40.8x40.8 cm

TA74 | A8



degrau/ stairstep
nez-de-marche/ stufe
30x40.8x0.85 cm | D18



rodapé/ skirting
plinthe/ socket
8x40.8x0.85 cm | D4



40.8X40.8X0.85 CM

VALÊNCIA



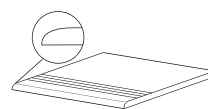
VALÊNCIA BEGE
40.8x40.8 cm

TA90 | A8



VALÊNCIA SALMÃO
40.8x40.8 cm

TA91 | A8



degrau/ stairstep
nez-de-marche/ stufe
30x40.8x0.85 cm | D18

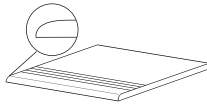


rodapé/ skirting
plinthe/ sockel
8x40.8x0.85 cm | D4

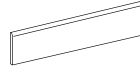


SNOW BRANCO
40.8x40.8 cm

S413 | A6



degrau/ stairstep
nez-de-marche/ stufe
30x40.8x0.85 cm | D18




rodapé/ skirting
plinthe/ sockel
8x40.8x0.85 cm | D4



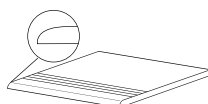
40.8X40.8X0.85 CM
33.3X33.3X0.75 CM

RÚSTICOS



VILLAGE VERMELHO
40.8x40.8 cm


TA32 | A8



degrau/ stairstep
nez-de-marche/ stufe
30x40.8x0.85 cm | D18

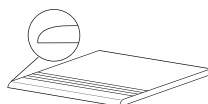


rodapé/ skirting
plinthe/ socket
8x40.8x0.85 cm | D4



APACHE
33.3x33.3 cm


C114 | A5



degrau/ stairstep
nez-de-marche/ stufe
30x33.3x0.75 cm | D14




rodapé/ skirting
plinthe/ socket
8x33.3x0.75 cm | D3



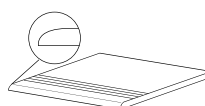
RÚSTICO SIENA VERMELHO
33.3x33.3 cm

C100 | A6



RÚSTICO SIENA MEL
33.3x33.3 cm

C101 | A6



degrau/ stairstep
nez-de-marche/ stufe
30x33.3x0.75 cm | D14



rodapé/ skirting
plinthe/ socket
8x33.3x0.75 cm | D3

AMADEUS

33.3X33.3X0.75 CM 



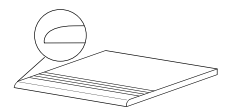
AMADEUS BRANCO
33.3x33.3 cm

C180 | A7



AMADEUS BEGE
33.3x33.3 cm

C181 | A7



degrau/ stairstep
nez-de-marche/ stufe
30x33.3x0.75 cm | D14



rodapé/ skirting
plinthe/ sockel
8x33.3x0.75 cm | D3

AMADEUS BRANCO 33.3X33.3 CM C180
AMADEUS BEGE 33.3X33.3 CM C181



33.3X33.3X0.75 CM

REVIVAL



REVIVAL TIJOLO
33.3x33.3 cm

C175 | A5



REVIVAL AZUL CLARO
33.3x33.3 cm

C173 | A5




REVIVAL ANTRACITE
33.3x33.3 cm

C176 | A5



REVIVAL CASTANHO
33.3x33.3 cm

C172 | A5



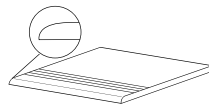
REVIVAL AZUL ESCURO
33.3x33.3 cm

C174 | A6



REVIVAL PRETO
33.3x33.3 cm

C177 | A6



degrau/ stairstep
nez-de-marche/ stufe
30x33.3x0.75 cm | D14



rodapé/ skirting
plinthe/ sockel
8x33.3x0.75 cm | D3

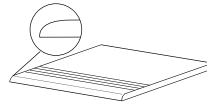
MILANO

33.3X33.3X0.75 CM



MILANO ROSADO
33.3x33.3 cm

P011 | A5



degrau/ stairstep
nez-de-marche/ stufe
30x33.3x0.75 cm | D14



rodapé/ skirting
plinthe/ sockel
8x33.3x0.75 cm | D3

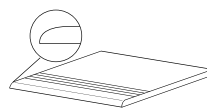
MONZA

33.3X33.3X0.75 CM

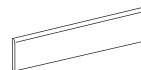


MONZA MARRON
33.3x33.3 cm

P014 | A5



degrau/ stairstep
nez-de-marche/ stufe
30x33.3x0.75 cm | D14



rodapé/ skirting
plinthe/ sockel
8x33.3x0.75 cm | D3



33.3X33.3X0.75 CM

MÓNACO



MÓNACO MEL
33.3x33.3 cm PA01 | A5



MÓNACO AMARELO
33.3x33.3 cm PA02 | A5



MÓNACO MARRON
33.3x33.3 cm PA03 | A5



FAIXA MÓNACO MADEIRA CLARA
33.3x10 cm F5158 | D12



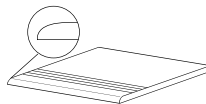
FAIXA MÓNACO MADEIRA ESCURA
33.3x10 cm F5157 | D12



CANTO MÓNACO
MADEIRA CLARA
10x10 cm
CTP20C | D10



CANTO MÓNACO
MADEIRA ESCURA
10x10 cm
CTP21C | D10




degrau/ stairstep
nez-de-marche/ stufe
30x33.3x0.75 cm | D14



rodapé/ skirting
plinthe/ sockel
8x33.3x0.75 cm | D3

MÉXICO




MÉXICO MEL 33.3X33.3 CM PA07
FAIXA MÉXICO MEL 16.5X33.3 CM PA07F
CANTO MÉXICO MEL 16.5X16.5 CM PA07C




33.3X33.3X0.75 CM

MÉXICO



MÉXICO MEL
33.3x33.3 cm PA07 | A5



MÉXICO TOSCANO
33.3x33.3 cm PA05 | A5



FAIXA MÉXICO MEL
33.3x16.5 cm FPA07F | D11



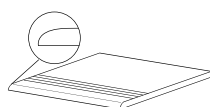
FAIXA MÉXICO TOSCANO
33.3x16.5 cm FPA05F | D11



CANTO MÉXICO MEL
16.5x16.5 cm CPA07C | D9



CANTO MÉXICO TOSCANO
16.5x16.5 cm CPA05C | D9



degrau/ stairstep
nez-de-marche/ stufe
30x33.3x0.75 cm | D14




rodapé/ skirting
plinthe/ sockel
8x33.3x0.75 cm | D3

GRANADA

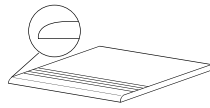
33.3X33.3X0.75 CM



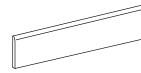
GRANADA MEL
33.3x33.3 cm PB85 | A5



GRANADA VERMELHO
33.3x33.3 cm PB86 | A5



degrau/ stairstep
nez-de-marche/ stufe
30x33.3x0.75 cm | D14




rodapé/ skirting
plinthe/ sockel
8x33.3x0.75 cm | D3

LÓTUS


33.3X33.3X0.75 CM



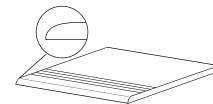
LÓTUS BEGE
33.3x33.3 cm PB81 | A6



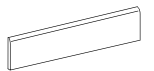
LÓTUS CASTANHO
33.3x33.3 cm PB82 | A6



LÓTUS VERMELHO
33.3x33.3 cm PB83 | A6



degrau/ stairstep
nez-de-marche/ stufe
30x33.3x0.75 cm | D14




rodapé/ skirting
plinthe/ sockel
8x33.3x0.75 cm | D3




33.3X33.3X0.75 CM

ÁGUEDA



ÁGUEDA BEGE
33.3x33.3 cm

P054 | A5




ÁGUEDA MEL
33.3x33.3 cm

P055 | A5



33.3X33.3X0.75 CM

MOURA



MOURA BEGE ESCURO
33.3x33.3 cm

PC31 | A5



MOURA TIJOLO
33.3x33.3 cm

PC35 | A5



MOURA CINZA ESCURO
33.3x33.3 cm

PC32 | A5




ZEN BRANCO F050 | A3
ZEN BRANCO AD F550* | A4
20x20 cm




ZEN CINZA F052 | A3
ZEN CINZA AD F552* | A4
20x20 cm




ZEN PRETO F056 | A3
ZEN PRETO AD F556* | A4
20x20 cm



ZEN BEGE F051 | A3
ZEN BEGE AD F551* | A4
20x20 cm




ZEN SALMÃO F053 | A3
ZEN SALMÃO AD F553* | A4
20x20 cm



ZEN NOZ F054 | A3
ZEN NOZ AD F554* | A4
20x20 cm



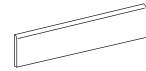
ZEN AZUL F055 | A3
ZEN AZUL AD F555* | A4
20x20 cm



ZEN AZUL CLARO F063 | A4
ZEN AZUL CLARO AD F563* | A5
20x20 cm




ZEN VERDE F062 | A4
ZEN VERDE AD F562* | A5
20x20 cm




rodapé/ skirting
plinthe/ socket
8x20x0.65 cm | D2



20X20X0.65 CM



BEGE F100 | A4



CASTANHO F102 | A4



CINZA F101 | A4



PRETO F103 | A4



ANTRACITE F104 | A4



rodapé/ skirting
plinthe/ sockel
8x20x0.65 cm | D2

DECORAÇÕES


DECORATIONS | DÉCORATIONS | DEKORE

33.3X50 CM



FAIXA BARBADOS BEGE
50x5.8 cm

F6051 | D8



FAIXA BARBADOS BEGE
50x10.6 cm

F6101 | D9



FAIXA BARBADOS BEGE
50x15.8 cm

F6151 | D10



FAIXA BARBADOS CINZA
50x5.8 cm

F6050 | D8



FAIXA BARBADOS CINZA
50x10.6 cm

F6100 | D9



FAIXA BARBADOS CINZA
50x15.8 cm

F6150 | D10



FAIXA BARBADOS CASTANHO
50x5.8 cm

F6054 | D8



FAIXA BARBADOS CASTANHO
50x10.6 cm

F6104 | D9



FAIXA BARBADOS CASTANHO
50x15.8 cm

F6154 | D10



FAIXA BARBADOS ARDÓSIA
50x5.8 cm

F6053 | D8



FAIXA BARBADOS ARDÓSIA
50x10.6 cm

F6103 | D9



FAIXA BARBADOS ARDÓSIA
50x15.8 cm

F6153 | D10



LISTELO BARBADOS BEGE/CASTANHO
33.3x7 cm

F4952 | D14



LISTELO BARBADOS CINZA/ARDÓSIA
33.3x7 cm

F4950 | D14



LISTELO BARBADOS ARDÓSIA/CINZA
33.3x7 cm

F4951 | D14




LISTELO BARBADOS TACHOS CASTANHO
33.3x5.3 cm

F4954 | D13



LISTELO BARBADOS TACHOS ARDÓSIA
33.3x5.3 cm

F4955 | D13




LISTELO LIMA FAIA
32.5x5.4 cm

F6600 | D13




LISTELO LIMA BRANCO
32.5x5.4 cm

F6603 | D13



LISTELO LIMA CASTANHO
32.5x5.4 cm

F6601 | D13



LISTELO LIMA CINZA
32.5x5.4 cm

F6604 | D13



LISTELO LIMA KÜCHE FAIA
33.3x5 cm

F5099 | D15



LISTELO LIMA KÜCHE CINZA
33.3x5 cm

F5098 | D15



LISTELO LIMA KÜCHE CASTANHO
33.3x5 cm

F5100 | D15



LISTELO LIMA CARVALHO
32.5x5.4 cm

F6605 | D13



FAIXA TRAVERTINO MADEIRA
ESCURA
33.3x5 cm

F3157 | D11



FAIXA MÓNACO MADEIRA
ESCURA
33.3x10 cm

F5157 | D12



FAIXA TRAVERTINO MADEIRA
CLARA
33.3x5 cm

F3158 | D11



FAIXA MÓNACO MADEIRA
CLARA
33.3x10 cm

F5158 | D12



FAIXA LIMA CARVALHO
50x5.8 cm F6606 | D8



FAIXA LIMA BRANCO
50x5.8 cm F6306 | D8



FAIXA LIMA CINZA
50x5.8 cm F6406 | D8



FAIXA LIMA CARVALHO
50x10.6 cm F6611 | D9



FAIXA LIMA BRANCO
50x10.6 cm F6311 | D9



FAIXA LIMA CINZA
50x10.6 cm F6411 | D9



FAIXA LIMA CARVALHO
50x15.8 cm F6616 | D10



FAIXA LIMA BRANCO
50x15.8 cm F6316 | D10



FAIXA LIMA CINZA
50x15.8 cm F6416 | D10



FAIXA LIMA FAIA
50x5.8 cm F6506 | D8



FAIXA LIMA CASTANHO
50x5.8 cm F6706 | D8



FAIXA LIMA WENGUÉ
50x5.8 cm F6806 | D8



FAIXA LIMA FAIA
50x10.6 cm F6511 | D9



FAIXA LIMA CASTANHO
50x10.6 cm F6711 | D9



FAIXA LIMA WENGUÉ
50x10.6 cm F6811 | D9



FAIXA LIMA FAIA
50x15.8 cm F6516 | D10



FAIXA LIMA CASTANHO
50x15.8 cm F6716 | D10



FAIXA LIMA WENGUÉ
50x15.8 cm F6816 | D10

DECORAÇÕES

DECORATIONS | DÉCORATIONS | DEKORE

33.3X42.9 CM



FX ATENAS MARFIM
33.5x4.5 cm F5031 | D29



FX ATENAS NOZ
33.5x4.5 cm F5033 | D29



FX ATENAS CINZA
33.5x4.5 cm F5032 | D29



LISTELO ATENAS PEDRA BEGE
32.7x5 cm FL5084 | D9



LISTELO ATENAS PEDRA CINZA
32.7x5 cm FL5085 | D9



FX SAHARA BEGE BRILHO
RECTÂNGULOS
33.3x5 cm F2427 | D9



FX SAHARA CINZA BRILHO
RECTÂNGULOS
33.3x5 cm F2428 | D9



FX SAGRES FOLHAS HORIZONTAIS
33.3x5.2 cm F1441 | D6



FX SAGRES FOLHAS VERTICAIS
33.3x10.2 cm F1579 | D11



LISTELO ANDES
3.5x33.3 cm F3145 | D7



LISTELO ANDES
7x33.3 cm F5145 | D13



FX LARA DAISY BRANCO
33.3x4.9 cm F2442* | D7



FX LARA DAISY BEGE
33.3x4.9 cm F2443* | D7



FX LARA DAISY VERMELHO
33.3x4.9 cm F2447* | D7



FX LARA DAISY CASTANHO
33.3x4.9 cm F2446* | D7



FX LARA DAISY AZUL
33.3x4.9 cm F2445* | D7



FX LARA DAISY VERDE
33.3x4.9 cm F2444* | D7



FX LARA DAISY PRETO
33.3x4.9 cm F2448* | D7



LISTELO SISSI BEGE
33.3x4.8 cm FL5090 | D21



LISTELO SISSI CINZA
33.3x4.8 cm FL5091 | D21



LISTELO SISSI MIZAR BEGE
33.3x7 cm FL5092 | D21



LISTELO SISSI MIZAR CINZA
33.3x7 cm FL5093 | D21



LISTELO DIANA GOLDEN
33.3x4.7 cm F5389 | D5



LISTELO DIANA GOLDEN
33.3x8 cm F5388 | D8



LISTELO SISSI OSIRIS BEGE
33.3x4.9 cm LC5020LF | D4



LISTELO SISSI OSIRIS BEGE
33.3x10 cm LC5020LO | D11



LISTELO SISSI NEOCLÁSSICO BEGE
33.3x4.9 cm L3544LF | D11



LISTELO SISSI NEOCLÁSSICO BEGE
33.3x10 cm L3544LN | D15



LISTELO SISSI OSIRIS CINZA CLARO
33.3x4.9 cm LC5021LF | D4



LISTELO SISSI OSIRIS CINZA CLARO
33.3x10 cm LC5021LO | D11



LISTELO SISSI NEOCLÁSSICO
CINZA CLARO
33.3x4.9 cm L3543LF | D11



LISTELO SISSI NEOCLÁSSICO
CINZA CLARO
33.3x10 cm L3543LN | D15



LISTELO SISSI OSIRIS AZUL
33.3x4.9 cm LC5022LF | D4



LISTELO SISSI OSIRIS AZUL
33.3x10 cm LC5022LO | D11



LISTELO SISSI NEOCLÁSSICO AZUL
33.3x4.9 cm L3545LF | D11




LISTELO SISSI NEOCLÁSSICO AZUL
33.3x10 cm L3545LN | D15

25X36 CM | 20X20 CM

DECORAÇÕES

DECORATIONS | DÉCORATIONS | DEKORE



FAIXA QUATTRO
36x7 cm F3670 | D7



LISTELO FIREFLY IVORY
36x4.8 cm FL7269 | D4



LISTELO FIREFLY GREY
36x4.8 cm FL7268 | D4



LISTELO GLOW IVORY
36x4.8 cm FL7273 | D6



LISTELO GLOW GREY
36x4.8 cm FL7272 | D6



FAIXA QUATTRO
25x7 cm F4511 | D5



LISTELO BRANCOS
TROPICAL
25x8 cm F4054 | D5



LISTELO FANCY ZIGGY
CASTANHO
25x8 cm L7280 | D9



LISTELO FANCY ZIGGY
AZUL
25x8 cm L7281 | D9



LISTELO FANCY ZIGGY
CINZA
25x8 cm L7282 | D9



FAIXA DIANA BRILHO
25x7 cm F3872 | D6



FAIXA DIANA MATE
25x7 cm F3871 | D6



LISTELO DIANA GOLDEN
25x8 cm F3220 | D11



LISTELO FERRARA
COMBI BEGE
25x3 cm F3191 | D10



LISTELO FERRARA
COMBI BEGE
25x6 cm F3891 | D11



LISTELO FERRARA
COMBI AZUL
25x3 cm F3190 | D10



LISTELO FERRARA
COMBI AZUL
25x6 cm F3890 | D11



LISTELO ZARZI FLOR CINZA
25x5.5 cm F4296 | D7



LISTELO BRANCOS RISCAS
25x5 cm L3600CF | D9



LISTELO KEOPS GEOMETRICO
25x5.5 cm F3661 | D7



LISTELO KEOPS FLORAL
25x5.5 cm F3660 | D7



LISTELO KEOPS
25x4.6 cm F5577 | D14



LISTELO ZARZI FLOR BEGE
25x5.5 cm F4294 | D7



LISTELO ZARZI GEOM. BEGE
25x5.6 cm F4394 | D7



LISTELO ZARZI GEOM. CINZA
25x5.6 cm F4396 | D7



LISTELO FERRARA AZUL
25x5 cm F3082 | D5



LISTELO FERRARA AZUL
25x10 cm F4182 | D10



LISTELO FIREFLY IVORY
25x3.33 cm FL7271 | D2



LISTELO FIREFLY GREY
25x3.33 cm FL7270 | D2



LISTELO GLOW IVORY
25x3.33 cm FL7275 | D2



LISTELO GLOW GREY
25x3.33 cm FL7274 | D2



LISTELO FERRARA
LOSANGO AZUL
25x5 cm F3037 | D5



LISTELO FERRARA
LOSANGO AZUL
25x10 cm F4137 | D10



LISTELO FERRARA BEGE
25x5 cm F3083 | D5



LISTELO FERRARA BEGE
25x10 cm F4183 | D10



LISTELO FERRARA
LOSANGO AMARELO
25x5 cm F3038 | D5



LISTELO FERRARA
LOSANGO AMARELO
25x10 cm F4138 | D10



LISTELO BRANCOS
FAIRY TALES
20x5 cm LAO0115 | D7

PERFIL INOX POLIDO
1x260 cm

F1509 | D35

PERFIL INOX ESCOVADO
1x260 cm

F1510 | D35

DECORAÇÕES

DECORATIONS | DÉCORATIONS | DEKORE

25X36 CM



LISTELO NAOMI SPRING
RAIN BEGE
25x4 cm L2980CD | D10



LISTELO NAOMI SPRING
RAIN BEGE
25x8 cm L2980CL | D13



LISTELO NAOMI SPRING
RAIN VERDE
25x4 cm FL7217 | D10



LISTELO NAOMI SPRING
RAIN VERDE
25x8 cm FL7216 | D13



LISTELO SAVANA
FRUTOS BEGE
25x5 cm F3062 | D7



LISTELO SAVANA
FRUTOS BEGE
25x8 cm F3882 | D9



LISTELO SAVANA BEGE
25x5 cm F3066 | D10




LISTELO SAVANA BEGE
25x8 cm F3866 | D11



LISTELO SAVANA 1/2
CANA BEGE
25x3 cm 3011 | D4




LISTELO SAVANA 1/2
CANA BEGE
25x5 cm 3111 | D5



LISTELO SISSI BEGE
25x4.8 cm FL7266 | D19



LISTELO SISSI CINZA
25x4.8 cm FL7267 | D19



LISTELO SISSI BEGE
25x4.8 cm FL7266 | D19



LISTELO SISSI CINZA
25x4.8 cm FL7267 | D19



LISTELO NAOMI FEELING
BEGE
25x4 cm L2970CD | D11



LISTELO NAOMI FEELING
BEGE
25x8 cm L2970CL | D14



LISTELO NAOMI FEELING
BRANCO
25x4 cm FL7195 | D11



LISTELO NAOMI FEELING
BRANCO
25x8 cm FL7194 | D14



LISTELO SISSI OSIRIS AZUL
25x8 cm L7231 | D9



LISTELO SISSI OSIRIS CINZA
25x8 cm L7230 | D9



LISTELO SISSI OSIRIS BEGE
25x8 cm L7232 | D9



LISTELO VIENA BEGE
25x3 cm F3029 | D3



LISTELO VIENA BEGE
25x8 cm F4067 | D7



LISTELO VIENA AZUL
25x3 cm F3027 | D3



LISTELO VIENA AZUL
25x8 cm F4065 | D7



LISTELO VIENA VERDE
25x3 cm F3028 | D3



LISTELO VIENA VERDE
25x8 cm F4066 | D7



LISTELO SISSI NEOCLÁSSICO
AZUL
25x8 cm L3548CL | D11



LISTELO SISSI NEOCLÁSSICO
CINZA
25x8 cm L3546CL | D11



LISTELO SISSI NEOCLÁSSICO
BEGE
25x8 cm L3547CL | D11



LISTELO VIENA ARCOS
BEGE
25x8 cm F4082 | D5



LISTELO VIENA ARCOS
AZUL
25x8 cm F4084 | D5



LISTELO VIENA ARCOS
VERDE
25x8 cm F4083 | D5



LISTELO VIENA ROSA
BEGE
25x3 cm F3045 | D10



LISTELO VIENA ROSA
BEGE DESCANSO
25x6.5 cm F4147 | D11



LISTELO VIENA ROSA
BEGE
25x6.5 cm F4145 | D11



LISTELO VIENA ROSA
VERDE/AZUL
25x3 cm F3046 | D10



LISTELO VIENA ROSA
VERDE/AZUL DESCANSO
25x6.5 cm F4148 | D11



LISTELO VIENA ROSA
VERDE/AZUL
25x6.5 cm F4146 | D11



LISTELO SAVANA TREVI
BEGE
25x8 cm F4041 | D5



LISTELO SAVANA RÉGIA
BEGE
25x10 cm F3051 | D14



LISTELO SISSI NATACHA
BEGE
25x7 cm L3560CJ | D8



LISTELO SISSI NATACHA
AZUL
25x7 cm L3561CJ | D8

40.8X40.8 CM
33.3X33.3 CM

DECORAÇÕES

DECORATIONS | DÉCORATIONS | DEKORE



BARRA FAME BEGE
40.8x13.1 cm BS330 | D26



BARRA FAME CINZA CLARO
40.8x13.1 cm BS332 | D26



BARRA FAME BEGE ESCURO
40.8x13.1 cm BS331 | D26



BARRA FAME CINZA ESCURO
40.8x13.1 cm BS333 | D26



BARRA FAME CASTANHO
40.8x13.1 cm BS334 | D26



BARRA FAME PRETO
40.8x13.1 cm BS335 | D26



FAIXA MÉXICO MEL
33.3x16.5 cm FPA07F | D11



FAIXA MÉXICO TOSCANO
33.3x16.5 cm FPA05F | D11



FAIXA MÓNACO MADEIRA CLARA
33.3x10 cm F5158 | D12



FAIXA MÓNACO MADEIRA ESCURA
33.3x10 cm F5157 | D12



CANTO MÉXICO MEL
16.5x16.5 cm CPA07C | D9



CANTO MÉXICO TOSCANO
16.5x16.5 cm CPA05C | D9



CANTO MÓNACO MADEIRA CLARA
10x10 cm CTP20C | D10



CANTO MÓNACO MADEIRA ESCURA
10x10 cm CTP21C | D10

PINTURA MANUAL ALELUIA

HAND PAINTING | PEINTURE ARTISTIQUE | HANDMALEREI

Apesar da sua estratégia de crescimento e diversificação de produtos e mercados, a Aleluia Cerâmicas mantém a par da produção industrial, uma secção de Painéis Artísticos e pintura Manual onde jovens pintores executam obras de arte de grande valor e beleza na expectativa de manter viva a nobre tradição portuguesa que é a azulejaria e de perpetuar uma viagem pelo tempo que nos mostra outros séculos, outras artes, outras técnicas...

A diversidade de motivos sobriamente pintados a azul do século XVII / XVIII ou coloridos, representam lambrins, paisagens, gravuras, entre outros, num estilo clássico ou mais contemporâneo, transformam-se em réplicas que assumem a forma de belos painéis de azulejo espelho de histórias e personagens. A técnica utilizada na produção destes painéis continua a ser a tradicional pintura sobre vidro cru, que lhes confere toda a genuinidade da tradicional arte em tempos eruditos.

Orgulha-se ainda de ser citada nos mais importantes e diversos livros de azulejaria, como uma referência no panorama da cerâmica artística portuguesa, assim como de contribuir para o embelezamento de locais e instituições do nosso país como é o caso de típicas Estações de Caminho-de-ferro, Câmaras Municipais, Igrejas, Escolas, Quintas, Solares. Mesmo além fronteiras, através de interessantíssimos trabalhos que é solicitada a realizar um pouco para todo o mundo, desde a vizinha Espanha até ao longuíquo Japão.

Together with its strategy of development and diversification of products and markets, Aleluia Cerâmicas has maintained, and in parallel with its industrial production, a Department of Artistic Panels and Hand Painting. Here young painters create works of great value and beauty, in the hope of keeping alive the noble Portuguese tradition of Tile Art, as well as providing a trip through time that shows other centuries, other arts, other techniques...

The diversity of patterns, which are either soberly coloured or painted in a XVII / XVIII century blue, represents panelling, landscapes and pictures, and many other forms, in either classic or contemporaneous style. These are transformed into replicas in the shape of beautiful tiled panels, that mirror stories and their characters.

The technical procedure used in the production of these tile panels is still the traditional painting on raw glaze, which confers on it all the authenticity of traditional art but with a contemporary application.

Aleluia Cerâmicas is also proud of its place in all the most important tile art books as a reference for the Portuguese artistic ceramic field, and also of its contribution to the adornment of places and institutions in Portugal such as Railway Stations, Town Halls, Churches, Schools, Country Houses, Manors and many others. It is also well-known abroad through very interesting projects that have been commissioned in various parts of the world, from Spain to Japan.

mural em Vale de Cambra, Portugal



rotunda na Murtosa, Portugal



PINTURA MANUAL ALELUIA

HAND PAINTING | PEINTURE ARTISTIQUE | HANDMALEREI

Outre la stratégie de développement et de diversification de ses produits et marchés, Aleluia Cerâmicas préserve son propre atelier. De jeunes peintres y réalisent des œuvres d'art, panneaux artistiques et peinture fait-main, d'une grande valeur et d'une rare beauté. Ces œuvres d'art, symboles de la noble tradition portugaise que représente l'Azulejaria, sont aujourd'hui les mémoires d'autres courants artistiques, d'autres techniques, en somme les mémoires de notre passé.

La variété des motifs s'exprime à travers un bleu peint avec sobriété aux XVII et XVIII siècles, mais également à travers de magnifiques couleurs. Nuances qui s'adaptent parfaitement au style classique mais également au plus contemporain. Paysages, gravures, décorations murales, les panneaux d'azulejos reflètent l'image de notre histoire et celle de nos ancêtres. La technique utilisée dans la production de ces panneaux se veut toujours traditionnelle: peinture réalisée sur le verre à l'état brut. Cette méthode lui apporte toutes les caractéristiques et valeurs de l'art traditionnel; bouleversant contraste dans cette nouvelle ère d'érudit.

Et puis, nous avons la fierté d'être cité comme l'une des références de la céramique artistique Portugaise, et cela dans les plus importants livres de Azulejaria.

Nous avons l'honneur d'être l'auteur de grandes œuvres qui contribuent à l'embellissement de notre pays, tels que les gares, les mairies, les écoles, les manoirs...

Et l'art n'ayant pas de frontière, nous sommes également fier d'être sollicité à travers le monde entier; depuis notre voisine l'Espagne jusqu'au lointain Japon.

Trotz ihrer Wachstums- und Diversifikationsstrategie der Produkte und Märkte hält Aleluia Cerâmicas seit ihrem Beginn vor gut 100 Jahren neben der Industrieproduktion eine Abteilung für Handmalerei aufrecht, in der junge Maler/innen hochwertige und wunderschöne Kunstarbeiten ausführen, um die bekannte und hoch geschätzte portugiesische Tradition der Azulejos aufrechtzuerhalten, und auf eine Reise durch die Zeit zu führen, die uns die anderen Jahrhunderte, anderen Kunststile und anderen Techniken vor Augen führt...

Die Vielfaltigkeit der einfachen, blau oder bunt gemalten Motive des XVII. / XVIII. Jahrhunderts repräsentieren unter anderem Lambris, Landschaften und Gravuren. In einem klassischen oder zeitgenössischeren Stil verwandeln sie sich in Repliken in Form von wunderschönen Azulejo-Paneelen, als Spiegel von Geschichten und Personen. Die verwendete Technik bei der Herstellung dieser Paneele ist weiterhin die traditionelle Malerei auf Rohglasuren, die ihnen die ganze Genialität der traditionellen Kunst vergangener Zeiten verleiht.


Aleluia darf stolz darauf sein, dass seine kunsthandwerklichen Produkte zudem in zahlreichen und den wichtigsten Büchern über Azulejos erwähnt werden. Als eine Referenz des Panoramas portugiesischer Keramikunst. Mit dieser tragen wir dazu bei, Plätze und Institutionen in unserem Land zu verschönern, wie es der Fall ist bei den typischen Bahnhöfen, Rathäusern, Kirchen, Schulen, Landgütern und Herrenhäusern. Aber nicht nur traditionelle Motive, sondern gerade auch ganz zeitgenössische Kunst und Grafik, oft auf Vorlage und Entwurf bekannter Künstler, werden von überall in der Welt angefordert und in Auftrag gegeben, vom Nachbarn Spanien bis zum weit entfernten Japan.

meditação



PINTURA MANUAL ALELUIA

HAND PAINTING | PEINTURE ARTISTIQUE | HANDMALEREI



centenário



jogo



noivos



áfrica



medusa

PINTURA MANUAL ALELUIA

HAND PAINTING | PEINTURE ARTISTIQUE | HANDMALEREI



moliceiros



pastoral



fado













canal central



ornamental clássico com motivo

ESPECIFICAÇÕES TÉCNICAS

TECHNICAL DATA | SPÉC. TECHNIQUES | TECHNISCHE DATEN

	características features caractéristiques technische Eigenschaften	norma . norm norme . norm	Pavimentos (a) . Floor Tiles (a) Carreaux de Sol (a) . Bodenfliesen		Revestimentos (b) . Wall Tiles (b) Revêtements (b) . Wandfliesen	
			Especificação EN 14411 Grupo BI b - GL Specification EN 14411 Group BI b - GL Spécification EN 14411 Groupe BI b - GL Normwerte nach EN14411 Gruppe BI b-GL	Especificação ALELUIA ALELUIA Specification ALELUIA Spécification Hauseigene Norm ALELUIA	Especificação EN 14411 Grupo BIII - GL Specification EN 14411 Group BIII - GL Spécification EN 14411 Groupe BIII - GL Normwerte nach EN14411 Gruppe BIII-GL	Especificação ALELUIA ALELUIA Specification ALELUIA Spécification Hauseigene Norm ALELUIA
	Tolerâncias Dimensionais (%) . Size tolerance (%) Tolérances Dimensionnelles (%) . Maßtoleranz (%)	EN ISO 10545-2	± 0,5	± 0,5	± 0,3	± 0,3
	Espessura (%) . Thickness (%) Épaisseur (%) . Stärke (Abweichung) (%)		± 5	± 5	± 10	± 10
	Rectilinearidade (%) . Rectilinearity (%) Rectilinéarité (%) . Kantengeradheit (%)		± 0,5	± 0,25	± 0,3	± 0,3
	Ortogonalidade (%) . Orthogonality (%) Orthogonalité (%) . Rechtwinkeligkeit (%)		± 0,6	± 0,4	± 0,5	± 0,5
Planaridade . Flatness Planarité . Ebenföchigkeit	Curvatura central (%) Central curvature (%) Courbure centrale (%) Mittige Krümmung (%)	EN ISO 10545-2	± 0,5	- 0,10 / + 0,15	- 0,3 / + 0,5	- 0,1 / + 0,2
	Curvatura lateral (%) Lateral curvature (%) Courbure latérale (%) Kantenkrümmung (%)		± 0,5	- 0,10 / + 0,15	- 0,3 / + 0,5	- 0,1 / + 0,2
	Flecha à Diagonal (%) . Diagonal deflection (%) Flèche en Diagonale (%) Krümmung in der Diagonale (%)		± 0,5	- 0,10 / + 0,20	± 0,5	- 0,1 / + 0,25
	Absorção de água (%) . Water absorption (%) Absorption d'eau (%) . Wasseraufnahme (%)	EN ISO 10545-3	> 0,5 e ≤ 3	≤ 3	10 a 20	15 ± 4
	Módulo de rotura (N/mm ²) . Modulus of rupture (N/mm ²) Module de rupture (N/mm ²) . Bruchfestigkeit	EN ISO 10545-4	≥ 30	≥ 35	C/ espessura ≤ 7,5mm ≥ 15 Thickness ≤ 7,5mm ≥ 15 Épaisseur ≤ 7,5mm ≥ 15 Stärke ≤ 7,5mm ≥ 15	C/ espessura ≤ 7,5mm ≥ 16 (5) Thickness ≤ 7,5mm ≥ 16 (5) Épaisseur ≤ 7,5mm ≥ 16 (5) Stärke ≤ 7,5mm ≥ 16 (5)
	Resistência à flexão (N) . Flexion resistance (N) Résistance à la flexion (N) . Biegefestigkeit	EN ISO 10545-4	C/ espessura ≥ 7,5mm ≥ 1100 Thickness ≥ 7,5mm ≥ 1100 Épaisseur ≥ 7,5mm ≥ 1100 Stärke ≥ 7,5mm ≥ 1100	C/ espessura ≥ 7,5mm ≥ 1100 (1) Thickness ≥ 7,5mm ≥ 1100 (1) Épaisseur ≥ 7,5mm ≥ 1100 (1) Stärke ≥ 7,5mm ≥ 1100 (1)	C/ espessura ≥ 7,5mm ≥ 600 Thickness ≥ 7,5mm ≥ 600 Épaisseur ≥ 7,5mm ≥ 600 Stärke ≥ 7,5mm ≥ 600	C/ espessura ≥ 7,5mm ≥ 600 (6) Thickness ≥ 7,5mm ≥ 600 (6) Épaisseur ≥ 7,5mm ≥ 600 (6) Stärke ≥ 7,5mm ≥ 600 (6)
			C/ espessura < 7,5mm ≥ 700 Thickness < 7,5mm ≥ 700 Épaisseur < 7,5mm ≥ 700 Stärke < 7,5mm ≥ 700	C/ espessura < 7,5mm ≥ 700 (2) Thickness < 7,5mm ≥ 700 (2) Épaisseur < 7,5mm ≥ 700 (2) Stärke < 7,5mm ≥ 700 (2)	C/ espessura < 7,5mm ≥ 200 Thickness < 7,5mm ≥ 200 Épaisseur < 7,5mm ≥ 200 Stärke < 7,5mm ≥ 200	C/ espessura < 7,5mm ≥ 200 (5) Thickness < 7,5mm ≥ 200 (5) Épaisseur < 7,5mm ≥ 200 (5) Stärke < 7,5mm ≥ 200 (5)
	Resistência ao choque térmico . Thermal shock resistance Résistance aux écarts de température Temperaturwechselbeständigkeit	EN ISO 10545-9	Quando exigida . When required Quand exigée . Wenn verlangt	Resistente . Resistant Résistant . Beständig	Quando exigida . When required Quand exigée . Wenn verlangt	Resistente . Resistant Résistant . Beständig
	Resistência ao fendilhamento . Crack resistance Résistance aux craqueres . Haarrissbeständigkeit	EN ISO 10545-11	Resistente . Resistant Résistant . Beständig	Resistente . Resistant Résistant . Beständig	Resistente . Resistant Résistant . Beständig	Resistente . Resistant Résistant . Beständig
	Resistência às manchas . Stain resistance Résistance aux tâches . Fleckenbeständigkeit	EN ISO 10545-14	Mínimo Classe 3 . Minimum Class 3 Minimum Classe 3 . Mindest Klasse 3	Classe 4 ou 5 . Class 4 or 5 Classe 4 ou 5 . Klasse 4 or 5	Mínimo Classe 3 . Minimum Class 3 Minimum Classe 3 . Mindest Klasse 3	Classe 4 ou 5 . Class 4 or 5 Classe 4 ou 5 . Klasse 4 or 5
	Resistência química . Chemical resistance Résistance aux agents chimiques Chemische Beständigkeit	EN ISO 10545-13	Mínimo Classe GB (3) (3a) Minimum Class GB (3) (3a) Minimum Classe GB (3) (3a) Mindest Klasse GB (3) (3a)	Classe GA (3) (3a) Class GA (3) (3a) Classe GA (3) (3a) Klasse GA (3) (3a)	Mínimo Classe GB (3) (3a) Minimum Class GB (3) (3a) Minimum Classe GB (3) (3a) Mindest Klasse GB (3) (3a)	Classe GA (3) (3a) Class GA (3) (3a) Classe GA (3) (3a) Klasse GA (3) (3a)
	Resistência à Abrasão . Resistance to abrasion Résistance à l'Abrasion . Abriebfestigkeit	EN ISO 10545-7	I a V . I to V I a V . I bis V	I a V (3) . I to V (4) I a V (3) . I bis V (4)	Não Aplicável . Not Applicable Ne s'applique pas . Nicht anwendbar	Não Aplicável . Not Applicable Ne s'applique pas . Nicht anwendbar
	Resistência ao Gelo . Frost Resistance Résistance au gel . Frostbeständigkeit	EN ISO 10545-12	Resistente . Resistant Résistant . Beständig	Resistente . Resistant Résistant . Beständig	Não Aplicável . Not Applicable Ne s'applique pas . Nicht anwendbar	Não Aplicável . Not Applicable Ne s'applique pas . Nicht anwendbar (7)
	Resistência ao Escorregamento . Resistance to slipping Résistance au Glissement . Rutschhemmung	DIN 51130	Ensaio disponível . Test available Essai disponible . Testbericht verfügbar	Produto a Produto Product to Product Produit a Produit Je nach Produkt	Não Aplicável . Not Applicable Ne s'applique pas . Nicht anwendbar	Não Aplicável . Not Applicable Ne s'applique pas . Nicht anwendbar
		ENV 12633	Ensaio disponível . Test available Essai disponible . Testbericht verfügbar	Produto a Produto Product to Product Produit a Produit Je nach Produkt	Não Aplicável . Not Applicable Ne s'applique pas . Nicht anwendbar	Não Aplicável . Not Applicable Ne s'applique pas . Nicht anwendbar

a) Pavimentos Cerâmicos de Pasta Branca Monocozedura - EN14411 - Grupo BI b (1ª escolha)

b) Revestimentos Cerâmicos de Pasta Branca Porosa - EN 14411 - Grupo BIII (1ª escolha)

(1) Formatos: 33,3x33,3; 40,8x40,8; 33,3x50

(2) Formato: 20x20

(3) Detergentes domésticos e Sais de piscina

(3a) Ácidos e Bases - A indicar pelo produtor - Produto a Produto

(4) Consoante o vidro / cor

(5) Formatos: 20x20.

(6) Formatos: 25x36; 33,3x42,9.

(7) Não aplicável ao revestimentos para interiores.

a) Single Fired White Body Glazed Floor Tiles - EN14411 - Group BI b (1st choice)

b) Single Fired White Body Wall Tiles EN 14411 - Group BIII (1st choice)

(1) Formats: 33,3x33,3; 40,8x40,8; 33,3x50

(2) Format: 20x20

(3) Domestic detergents and Pool salts

(3a) Acids and bases - To be indicated by the producer - Product by Product

(4) According to glass / colour

(5) Formats: 20x20.

(6) Formats: 25x36; 33,3x42,9.

(7) Not applicable on wall tiles for interiors.

a) Carreaux Céramiques de Pâte Blanche Vitriifié en accord avec la EN 14411 - Groupe BI b (1er choix)

b) Revêtement Céramique en Pâte Blanche Classifié en accord avec la EN 14411 - Groupe BIII (1er choix)

(1) Formats: 33,3x33,3; 40,8x40,8; 33,3x50

(2) Format: 20x20

(3) Détergents ménagers et Sels de piscine

(3a) Acides et Bases - A indiquer par le Producteur- Produit par Produit

(4) Selon le verre / la couleur

(5) Formats: 20x20.

(6) Formats: 25x36; 33,3x42,9.

(7) Ne s'applique pas aux revêtements pour l'intérieur.

a) Keramische Fliesen aus weißen Scherben glasiert entsprechend EN14411 - Gruppe BI b (1. Wahl)

b) Keramische Wandfliesen aus weißen Scherben entsprechend EN14411 - Gruppe BIII (1. Wahl)

(1) Formate: 33,3x33,3; 40,8x40,8; 33,3x50

(2) Formate: 20x20

(3) Haushaltsreiniger und Schwimmbadsalze

(3a) Säuren und Laugen - wie vom Hersteller produktbezogen anzugeben

(4) Je nach glas/ farbe

(5) Formate: 20x20.

(6) Formate: 25x36; 33,3x42,9.

(7) Nicht anwendbar auf Beschichtung für Innenräume.

ESPECIFICAÇÕES TÉCNICAS

TECHNICAL DATA | SPÉC. TECHNIQUES | TECHNISCHE DATEN

Em zonas de risco de escorregamento, a aplicação de material antiderrapante das séries Apolo com superfícies estruturadas reduzem significativamente o risco.

De seguida apresentamos sumariamente os indicadores usados na medida do coeficiente de fricção:

R – o ângulo de inclinação atingido durante o teste de resistência ao escorregamento. Classificação segundo a norma DIN 51130

A, B, C – indicadores de resistência ao escorregamento em zonas molhadas onde se anda descalço (C= máximo de escorregamento previsto). Classificação segundo a norma DIN 51097.

In areas where there is risk of slipping, the application of Apolo series anti-slip material with structured surfaces significantly reduces the risk.

The indicators used for measuring the friction coefficient are briefly described below:

R – the tilt angle reached during the slip resistance test. Classification according to DIN 51130

A, B, C – indicators of slip resistance in wet areas where people walk barefoot (C = maximum slip foreseen). Classification according to DIN 51097.

Dans les zones où il y a le risque de glissement, l'application du matériel antidérapant des séries Apolo avec des surfaces structurées réduit substantiellement le risque.

Ensuite on présente brièvement les indicateurs utilisés dans la mesure du coefficient de frottement:

R – l'angle d'inclinaison atteint pendant le teste de résistance au glissement. Classification selon la norme DIN 51130

A, B, C – indicateurs de la résistance au glissement dans les zones mouillées où les personnes se déplacent aux pieds nus (C= glissement maximal prévu). Classification selon la norme DIN 51097.

Dort wo Ausrutschgefahr besteht, reduziert das Auftragen von Antirutschmittel der Serie Apolo auf Strukturoberflächen bedeutend das Risiko. Anschliessend zusammengefasst die Indikatoren für die Messung des Reibungskoeffizienten:

R – Neigungswinkel während des Tests für die Auslaufbeständigkeit. Klassifizierung gemäss der Norm DIN 51130

A, B, C – Beständigkeitsindikatoren für das Ausrutschen in nassfeuchten Abschnitten, in denen barfuss gegangen wird (C= Höchstwert für eingeplantes Ausrutschen). Klassifizierung gemäss der Norm DIN 51097.



RESISTÊNCIA AO ESCORREGAMENTO // SLIP RESISTANCE // RÉSISTANCE AU GLISSEMENT // RUTSCHBESTÄNDIGKEIT					
Ângulo de inclinação Tilt angle Angle d'inclinaison Neigungswinkel	>3°-10°	>10°-19°	>19°-27°	>27°-35°	>35°
	Atrito estático baixo Low static friction Frottement statique bas Niedrige statische Reibung	Atrito estático normal Normal static friction Frottement statique normal Normale statische Reibung	Atrito estático maior Greater static friction Frottement statique majeur Grössere statische Reibung	Atrito estático elevado High static friction Frottement statique élevé Erhöhte statische Reibung	Atrito estático muito elevado Very high static friction Frottement statique très élevé Sehr hohe statische Reibung
Classe Class Classe Klasse	R9	R10	R11	R12	R13

INDICADORES DE RESISTÊNCIA AO ESCORREGAMENTO EM ZONAS MOLHADAS ONDE SE ANDE DESCALÇO // INDICATORS OF SLIP RESISTANCE IN WET AREAS WHERE PEOPLE WALK BAREFOOT // INDICATEURS DE RÉSISTANCE AU GLISSEMENT DANS LES ZONES MOUILLÉES OÙ LES PERSONNES SE DÉPLACENT AUX PIEDS NUS // BESTÄNDIGKEITSINDIKATOREN BEZÜGLICH AUSRUTSCHEN IN FEUCHTNASSEN ABSCHNITTEN, IN DENEN BARFUSS GEGANGEN WIRD			
Ângulo de inclinação Tilt angle Angle d'inclinaison Neigungswinkel	≥12°	≥18°	≥24°
Classe Class Classe Klasse	A	B	C

Os pavimentos antiderrapantes são vantajosos para todas as áreas onde se anda descalço e haja perigo de escorregamento. Sendo assim,

Categoria A – desempenho do antiderrapante (≥12°)

- Zonas onde se anda descalço (consideravelmente secos)
- Vestiários individuais e de grupo

Categoria B – desempenho do antiderrapante (≥18°)

- Casas de banho
- Áreas circundantes de piscinas
- Fundo de piscinas pouco profundas
- Piscinas de crianças

Categoria C – desempenho do antiderrapante (≥24°)

- Zona de passagem em piscinas
- Limites inclinados de piscinas

Non-slip floors are advantageous for all the areas where people walk barefoot and there is risk of slipping. Thus,

Category A – non-slip performance (≥12°)

- Areas where people walk barefoot (considerably dry)

- Dressing for individual and group
Category B – Performance slip (≥18°)
- Bathrooms

- Areas surrounding swimming pools
- Bottom of shallow swimming pools
- Children's swimming pools

Category C – non-slip performance (≥24°)

- Crossing area in swimming pools
- Tilted edges of swimming pools

Les sols antidérapants sont plus appropriés pour les zones où les personnes se déplacent aux pieds nus ou où il y a le danger de glissement. Donc,

Catégorie A – performance de l'antidérapant (≥12°)

- Zones où les personnes se déplacent aux pieds nus (considérablement secs)

- Vestiaires individuels ou de groupe
Catégorie B – performance de l'antidérapant (≥18°)

- Salles de bains
- Zones entourant les piscines
- Fond des piscines peu profondes
- Piscines pour les enfants

Catégorie C – performance de l'antidérapant (≥24°)

- Zone de passage des piscines
- Limites inclinés des piscines

Beständigkeitsangaben für Ausrutschen an nassen Durchgangsstellen, auf denen barfuss gegangen wird:

Kategorie A – Leistung des Antirutschmittels (≥12°)

- Bereiche, in denen barfuss gegangen wird (verhältnismässig trocken)

- Einzel- und Gruppenumkleiden
Kategorie B – Leistung des Antirutschmittels (≥18°)

- Toiletten
- an die Schwimmbäder angrenzende Umgebungsflächen

- Tiefe bei wenig tiefen Schwimmbädern
- Kinderbecken

Kategorie C – Leistung des Antirutschmittels (≥24°)

- Durchgangsbereiche in Schwimmbädern
- Neigungsbegrenzung von Schwimmbädern

CONSELHOS DE APLICAÇÃO

LAYING ADVICE | CONSEILLES D'APPLICATION | ANWENDUNGSVORSCHLÄGE

Os Pavimentos e Revestimentos Aleluia Cerâmicas poderão ser aplicados com cimento tradicional ou colas específicas.

- Aconselhamos a utilização de colas específicas nos seguintes casos:
- Aplicação em locais expostos a variações climáticas;
- Aplicação em Pladur
- Aplicação sobre zonas quentes;
- Necessária uma resistência mecânica superior a 20 Kg/cm².

PAVIMENTO (Grupo B1b)

Aplicação:

- Previamente à aplicação do material por favor verificar se as caixas possuem a mesma referência, lote e calibre.
- Abrir 3 ou 4 caixas espalhando várias peças de forma a averiguar a existência de um único lote e calibre.
- Os suportes deverão estar devidamente nivelados e secos.
- As colas devem ser espalhadas uniformemente.
- No formato 33.3x50 cm recomendamos junta de 4mm.
- Nos formatos 33.3x33.3 cm e 40.8x40.8 cm recomendamos a utilização de juntas de 3 mm.
- Nos formatos de pavimento rectificadо recomendamos a utilização de juntas de 1.5 mm.
- Em formatos superiores ou iguais a 40.8x40.8 cm e aconselha-se a espalhar a cola uniformemente por toda a peça e suporte para que a aderência do material seja maior.
- Aquando da aplicação em locais exteriores, deve-se bater sempre o material de modo a que a cola se espalhe uniformemente evitando assim espaços em branco na peça.
- A acção de rejuntar apenas se deve iniciar após um mínimo de 48 horas de secagem da superfície revestida.

REVESTIMENTO (Grupo B11)

Aplicação:

- Previamente à aplicação do material por favor verificar se as caixas possuem a mesma referência, lote e calibre.
- Abrir 3 ou 4 caixas espalhando várias peças de forma a averiguar a existência de um único lote e calibre.
- Os suportes deverão estar devidamente nivelados e secos.
- As colas devem ser espalhadas uniformemente.
- Nos formatos 20x20 cm recomendamos a utilização de juntas de 2 mm;
- Nos formatos 25x36 cm e 33.3x42.9 cm recomendamos a utilização de juntas de 3 mm;
- Nos formatos de revestimento rectificadо recomendamos a utilização de juntas de 1.5 mm.

Les Carreaux de Sol et Revêtements Aleluia Cerâmicas pourront être appliqués avec du ciment traditionnel ou des colles spécifiques.

- Nous préconisons l'usage de colles spécifiques dans les cas suivants:
- Pose dans des locaux exposés à des variations climatiques;
- Pose sur du Pladur
- Pose sur des surfaces chaudes;
- Si une résistance mécanique supérieure à 20 Kg/cm² est nécessaire.

CARREAUX DE SOL (Groupe B1b)

Pose:

- Avant toute pose de matériau, veuillez vérifier si les boîtes ont toutes les mêmes référence, lot et calibre.
- Ouvrir 3 ou 4 boîtes en éparpillant plusieurs carreaux, afin de vous assurer qu'il y a un seul lot et calibre.
- Les supports devront être secs et d'un même niveau.
- Les colles doivent être réparties uniformément.
- Pour le format 33.3x50 cm nous préconisons l'usage de joints de 4 mm.
- Pour les formats 33.3x33.3 cm et 40.8x40.8 cm, nous préconisons l'usage de joints de 3 mm.
- Pour les formats de plancher rectifié, nous préconisons l'usage de joints de 1.5 mm.
- Pour des formats supérieurs ou égaux à 40.8x40.8 cm, il est recommandé de répartir la colle uniformément sur tout le carreau, afin d'obtenir une meilleure adhérence du matériau.
- Lors d'une pose dans des espaces extérieurs, il faut toujours battre le matériau de manière à ce que la colle se répartisse uniformément, en évitant ainsi des espaces dans colle sur le carreau.
- Vous ne devez commencer à rejointer qu'après un minimum de 48 heures de séchage de la surface revêtue.

REVÊTEMENT (Groupe B11)

Pose:

- Avant toute pose de matériau, veuillez vérifier si les boîtes ont toutes les mêmes référence, lot et calibre.
- Ouvrir 3 ou 4 boîtes en éparpillant plusieurs carreaux, afin de vous assurer qu'il y a un seul lot et calibre.
- Les supports devront être secs et d'un même niveau.
- Les colles doivent être réparties uniformément.
- Pour les formats 20x20 cm nous préconisons l'usage de joints de 2 mm;
- Pour les formats 25x36 cm et 33.3x42.9 cm nous préconisons l'usage de joints de 3 mm;
- Pour les formats de revêtement rectifié, nous préconisons l'usage de joints de 1.5 mm.

Aleluia Ceramics Floor and Wall tiles can be applied with traditional cement or specific glues.

- We advise the use of specific glues in the following cases:
- When applied on locations exposed to weather changes;
- When applied on plaster board;
- When applied on hot surfaces;
- When a mechanical resistance of over 20 Kg/cm² is needed.

FLOOR TILES (Group B1b)

Applying:

- Before applying the material, please make sure that the boxes match in terms of reference, lot and calibre numbers.
- Open 3 or 4 boxes and spread the various parts in order to ensure they belong to one single lot and calibre.
- The struts should be properly levelled and dried.
- The glue must be evenly spread.
- In case of the 33.3x50 cm format, we recommend 4 mm joints.
- In case of the 33.3x33.3 cm and 40.8x40.8 cm formats, we recommend 3 mm joints.
- In case of rectified paving format, we recommend 1.5 mm joints.
- In case of formats over or equal to 40.8x40.8 cm, we recommend spreading the glue evenly all over the part and the strut in order to achieve better adherence of the material.
- When applying on outdoor surfaces, you must always whisk the material in order to evenly spread the glue, thus avoiding empty spaces on the part.
- Pointing should only be started after allowing the paved surface to dry for at least 48 hours.

WALL TILES (Group B11)

Applying:

- Before applying the material, please make sure that the boxes match in terms of reference, lot and calibre numbers.
- Open 3 or 4 boxes and spread the various parts in order to ensure they belong to one single lot and calibre.
- The struts should be properly levelled and dried.
- The glue must be evenly spread.
- In case of the 20x20 cm formats, we recommend 2 mm joints;
- In case of the 25x36 cm and 33.3x42.9 cm formats, we recommend 3 mm joints;
- In case of rectified paving format, we recommend 1.5 mm joints.

Die Wand- und Bodenfliesen von Aleluia Ceramics können mit traditionellem Zementmörtel oder mit speziellen Klebern verlegt werden.

- Wir empfehlen den Gebrauch von Spezialklebern in folgenden Fällen:
- Wenn Flächen verlegt werden, die Wettereinflüssen ausgesetzt sind
- Wenn auf Gipskarton geklebt werden muss
- Wenn auf wärmenden Flächen verlegt wird
- Wenn eine mechanische Belastung von über 20kg/cm² erforderlich oder verlangt ist

Bodenfliesen (Gruppe B1b)

Verlegung:

- Vor dem Verlegen sicherstellen, dass die Kartons (Aufschriften) bezügl. Brandfarbe und Kaliber-Zahl übereinstimmen
- Es empfiehlt sich zudem 3-4 Kartons zu öffnen und die Fliesen auszulegen, um eine optische Kontrolle über Brandfarbe und Kaliber durchzuführen
- Die Verlegefläche muss entsprechend sorgfältig nivelliert und abgetrocknet sein
- Der Kleber muss sachgerecht aufgekämmt sein
- Für die Formate 33.3 x 50 cm empfehlen wir 4mm-Fugen
- Für die Formate 33.3 x 33.3 und 40.8 x 40.8 empfehlen wir 3mm-Fugen
- Für rektifizierte Fliesen eine 1,5mm-Fuge
- Bei Formaten ab 40.8 x 40.8 empfehlen wir, den Kleber entsprechend sowohl auf den Fliesenrücken wie auch auf die Verlegefläche aufzutragen, um eine gleichmäßig gute Verbindung zu garantieren
- Bei Verlegung in Aussenbereichen müssen die Fliesen in den Kleber geklopft werden, damit dieser sich gut und vollständig verteilt und Hohlräume vermieden werden
- Die Verfügung sollte erst nach mindestens 48 Std Abtrocknungszeit in Angriff genommen werden.











Wandfliesen (Gruppe B11)











Verlegung:

- Vor Verlegungsbeginn bitte kontrollieren, dass die Verpackungsbeschriftungen bzgl. Artikel, Brandfarbe und Kaliber-Nr. Übereinstimmen
- Es wird empfohlen, die Fliesen aus 3-4 Kartons lose auszulegen, um Brandfarbe und Kaliber optisch zu prüfen
- Die Verlegefläche muss gut nivelliert und trocken sein
- Der Kleber muss sachgemäss aufgekämmt werden
- Wir empfehlen 2mm Fuge für Formate 20x20 cm.
- Für Formate ab 25x36 cm und 33.3x42.9 cm empfehlen wir Fugen von 3mm
- Für rektifizierte Fliesen empfehlen wir Fugen von 1,5mm.

EMBALAGENS E PESOS

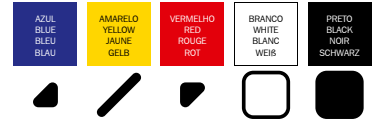
PACKING LIST . EMBALLAGE ET POID . VERPACKUNGEN-GEWICHTE

 REVESTIMENTOS . WALL TILES . REVÊTEMENTS . WANDFLIESEN									
dim. sizes (cm) Maße (cm)	peças / m2 pieces / sqm Stück/m2	peças / cx pieces / box Stück/Karton	m2 / cx sqm / box m2/Karton	peso / cx weight / box Gewicht/Karton	cx / paleta box / pallet Kartons/Palette	m2 / paleta sqm / pallet m2/Palette	peso / paleta weight / pallet Gewicht/Palette	paleta / contentor 20' pallet / container 20' Paletten/20-Fuss- Container	paleta /camião pallet / truck Paletten/LKW
									
33.3x42.9x0.8	7.00	7	1.00	13.80	52	52.00	743	29	33
25x36x0.8	11.42	16	1.40	18.88	64	89.60	1233	17	19
20x20x0.65	25.00	25	1.00	10.52	96	96.00	1035	21	23

 PAVIMENTOS . FLOOR TILES . CARREUX DE SOL . BODENFLIESEN									
dim. sizes (cm) Maße (cm)	peças / m2 pieces / sqm Stück/m2	peças / cx pieces / box Stück/Karton	m2 / cx sqm / box m2/Karton	peso / cx weight / box Gewicht/Karton	cx / paleta box / pallet Kartons/Palette	m2 / paleta sqm / pallet m2/Palette	peso / paleta weight / pallet Gewicht/Palette	paleta / contentor 20' pallet / container 20' Paletten/20-Fuss-Container	paleta /camião pallet / truck Paletten/LKW
									
32.7x32.7x0.75 rect.	9.35	9	0.96	15.80	46	44.25	752	29	32
33.3x50x0.87	6.00	6	1.00	18.90	48	48.00	932	23	26
40.8x40.8x0.85	6.00	6	1.00	18.00	72	72.00	1321	16	18
33.3x33.3x0.75	9.00	9	1.00	16.41	68	68.00	1141	19	21
20x20x0.65	25.00	25	1.00	13.70	72	72.00	1011	21	24

COLORadd[®]

COLOR IDENTIFICATION SYSTEM

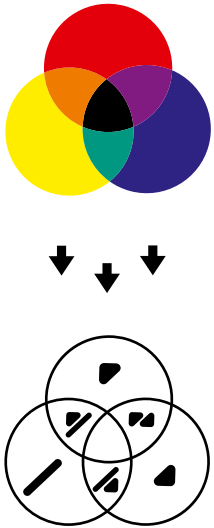


“O Sistema de Identificação de Cor para Daltônicos foi desenvolvido com base nas cores primárias, representadas através de símbolos gráficos, o código assenta num processo de associação lógica e de fácil memorização. O conceito de adição das cores torna-se num “jogo” que permite ao daltónico através do conhecimento adquirido, relacionar os símbolos – identificando facilmente as cores que representam, pela conjugação de formas simples aliadas às combinações cromáticas elementares.”

“The Color Identification System for Colorblind People was developed based on a process of logic association and easy memorization by using primary colors, represented by graphic symbols. The concept of adding colors becomes a “game” for the colorblind person, who using his own knowledge connects symbols - identifying colors and their respective representations, through the association of simple shapes to elementary chromatic combinations.”

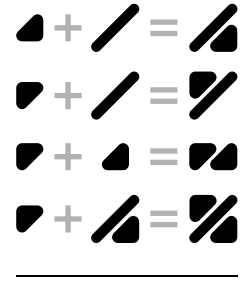
“Le système d'identification de la couleur pour daltonisme à été développer sur bases avec des couleurs primaires, représentées à travers des symboles graphiques, le code est appliqué sur un procès de association logique et de facile mémoration. Le concept d'adition des couleurs se rendre comme un « jeu » que permette un dialogue a travers de la connaissances, rapporter au symboles – identifier facilement les couleurs que sont représentées, pour la conjonction des formes simples alliées à la combinaison chromatiques élémentaires.”

“Das Farberkennungssystem für farbenblinde Personen wurde auf der Basis eines logischen Erkennungsprozesses und leichter Einprägung entwickelt. Hierbei werden Primärfarben durch grafische Symbole ersetzt. Dieses Konzept erlaubt es der farbenblinden Person, durch eigenes Verständnis Symbole mit Farben und deren Bedeutung in Beziehung zu setzen – eben durch die gedankliche Verknüpfung von einfachen Formen zu elementaren chromatischen Kombinationen.”



CORES / SÍMBOLOS | COLORS/SYMBOLS | COULEUR/SYMBOLS | FARBE/SYMBOL

AZUL BLUE BLEU BLAU	VERDE GREEN VERT GRÜN	AMARELO YELLOW JAUNE GELB	LARANJA ORANGE ORANGE ORANGE	VERMELHO RED ROUGE ROT	ROXO PURPLE VIOLET VIOLETT	CASTANHO BROWN MARRON BRAUN
BRANCO WHITE BLANC WEISS	CINZA CLARO LIGHT GREY GRIS CLAIR HELL GRAU	CINZA ESC. DARK GREY GRIS FONCÉ DUNKEL GRAU	PRETO BLACK NOIR SCHWARZ		DOURADO GOLD DORÉ GOLD	PRATEADO SILVER ARGENT SILBER



ADIÇÃO SÍMBOLOS
SYMBOLS ADDITION
ADDITION DE SYMBOLES
SYMBOLE HINZUFÜGUNG

TONS CLAROS | LIGHT COLOURS | COULEURS CLAIRES | HELLE FARBE



TONS ESCUROS | DARK COLOURS | COULEURS FONCÉS | DUNKLE FARBE



**Sede**

Head Office | Siège | Hauptgeschäftssitz
Aleluia Cerâmicas, S.A.
Quinta do Simão | Esgueira | Apt 3024
3801-101 Aveiro | Portugal
Tel. +351 234 305 600 | Fax +351 234 305 699
geral@aleluia.pt
www.aleluia.pt

Delegação de Lisboa

Lisbon Office | Délégation de Lisbonne | Niederlassung Lissabon
Rua Sousa Lopes - Lote MNO - Loja 2
1600-207 Lisboa | Portugal
Tel. +351 217 965 087 | Fax +351 217 971 435

CATÁLOGO GERAL APOLO | EDIÇÃO: 1 | REVISÃO: 0 | DATA: MARÇO 2011



Largo do Intendente, nº 25
1100-285 Lisboa | Portugal
Tel. +351 218 852 408 | Fax +351 218 853 281

aleluialisboa@aleluia.pt