

/DOLOMIA Stone



dESIGN
SUR-
FACES

a/ floor: GREY 122,2x122,2 cm RS/48"x48" RS
 furniture: GREY mosaico monocolor 30x30 cm/12"x12"
 wall: FIRENZE ROVERE 26,0x160,0 cm RS/10"x63" RS









effetto pietra / stone-look / effet pierre / steinoptik



Colori / Colours / Couleurs / Farben

-  WHITE
-  GREY
-  ALMOND
-  WHITE - VEIN CUT
-  GREY - VEIN CUT
-  ALMOND - VEIN CUT

Formati / Sizes / Formats / Formate

	RS - 122,2x122,2 cm . 48"x48" ± 9,5 mm R10 LCR - 122,2x122,2 cm . 48"x48" ± 9,5 mm
	RS - 61,0x122,2 cm . 24"x48" ± 9,5 mm R10 RS - 61,0x122,2 cm . 24"x48" ± 9,5 mm OUTDOOR - R11 RS - 61,0x122,2 cm . 24"x48" ± 9,5 mm <u>VEIN CUT</u> R10 RS - 61,0x122,2 cm . 24"x48" ± 9,5 mm <u>VEIN CUT</u> OUTDOOR - R11 LCR - 61,0x122,2 cm . 24"x48" ± 9,5 mm LCR - 61,0x122,2 cm . 24"x48" ± 9,5 mm <u>VEIN CUT</u> RS - 61,0x122 cm . 24"x48" ± 20 mm FP2 - R11
	RS - 90x90 cm . 36"x36" ± 9,5 mm R10 RS - 90x90 cm . 36"x36" ± 20 mm FP2 - R11
	RS - 60x90 cm . 24"x36" ± 20 mm FP2 - R11
	RS - 61,0x61,0 cm . 24"x24" ± 9,0 mm R10 LCR - 61,0x61,0 cm . 24"x24" ± 9,0 mm RS - 61,0x61,0 cm . 24"x24" ± 20 mm FP2 - R11
	RS - 30,4x61,0 cm . 12"x24" ± 9,0 mm R10 RS - 30,4x61,0 cm . 12"x24" ± 9,0 mm <u>VEIN CUT</u> R10

RS: Rettificato-Strutturato / Rectified-Textured

LCR: Lappato in cresta e rettificato / Semi-polished and rectified

Formati / Sizes / Formats / Formate	RS 122,2x122,2 cm 48"x48" ± 9,5 mm	LCR 122,2x122,2 cm 48"x48" ± 9,5 mm	RS 90x90 cm 36"x36" ± 9,5 mm	RS 90x90 cm 36"x36" ± 20 mm FP2 R11	RS 61,0x122,2 cm 24"x48" ± 9,5 mm	RS 61,0x122,2 cm 24"x48" ± 9,5 mm OUTDOOR R11	LCR 61,0x122,2 cm 24"x48" ± 9,5 mm	RS 61,0x122 cm 24"x48" ± 20 mm FP2 R11	RS 61,0x61,0 cm 24"x24" ± 9,0 mm	LCR 61,0x61,0 cm 24"x24" ± 9,0 mm	RS 61,0x61,0 cm 24"x24" ± 20 mm FP2 R11	RS 60x90 cm 24"x36" ± 20 mm FP2 R11	RS 30,4x61,0 cm 12"x24" ± 9,0 mm
WHITE	●	●	●	●	●	●	●	●	●	●	●	●	●
GREY	●	●	●	●	●	●	●	●	●	●	●	●	●
ALMOND	●	●	●	●	●	●	●	●	●	●	●	●	●
WHITE <u>VEIN CUT</u>					●	●	●						●
GREY <u>VEIN CUT</u>					●	●	●						●
ALMOND <u>VEIN CUT</u>					●	●	●						●



b



c

b/ floor: WHITE 122,2x122,2 cm RS/48"x48" RS
furniture: GREY 61,0x122,2 cm RS/24"x48" RS

c/ floor: ALMOND VEIN CUT 61,0x122,2 cm LCR/24"x48" LCR
wall: WHITE VEIN CUT 61,0x122,2 cm LCR/24"x48" LCR

WHITE

WHITE - VEIN CUT

GREY

GREY - VEIN CUTDESIGN
SUR-
FACES

ALMOND

ALMOND - VEIN CUT

DOLOMIA STONE 7

WHITE - VEIN CUT

O5J8	61,0x122,2 cm 24"x48" - RS	B180
O6J3	61,0x122,2 cm 24"x48" - OUTDOOR RS	B182
O4M3	61,0x122,2 cm 24"x48" - LCR	B183
O6J5	30,4x61,0 cm 12"x24" - RS	C110



WHITE

O1G4	122,2x122,2 cm 48"x48" - RS	B230
O3M5	122,2x122,2 cm 48"x48" - LCR	B231
O1G0	90x90 cm 36"x36" - RS	B220
O8F4	61,0x122,2 cm 24"x48" - RS	B180
O8F8	61,0x122,2 cm 24"x48" - OUTDOOR RS	B182
O4M0	61,0x122,2 cm 24"x48" - LCR	B183
O8F0	61,0x61,0 cm 24"x24" - RS	B192
O8M3	61,0x61,0 cm 24"x24" - LCR	C199
O7F6	30,4x61,0 cm 12"x24" - RS	C110



O7M7	90x90 cm 36"x36" - FP-E RS	B225
O2G4	61,0x122 cm 24"x48" - FP-E RS	A184
O2G0	61,0x61,0 cm 24"x24" - FP-E RS	B198
O5J6	60x90 cm 24"x36" - FP-E RS	A179

GREY - VEIN CUT

O5J9	61,0x122,2 cm 24"x48" - RS	B180
O6J2	61,0x122,2 cm 24"x48" - OUTDOOR RS	B182
O4M4	61,0x122,2 cm 24"x48" - LCR	B183
O6J6	30,4x61,0 cm 12"x24" - RS	C110



GREY

O1G5	122,2x122,2 cm 48"x48" - RS	B230
O3M4	122,2x122,2 cm 48"x48" - LCR	B231
O1G1	90x90 cm 36"x36" - RS	B220
O8F5	61,0x122,2 cm 24"x48" - RS	B180
O8F9	61,0x122,2 cm 24"x48" - OUTDOOR RS	B182
O4M2	61,0x122,2 cm 24"x48" - LCR	B183
O8F1	61,0x61,0 cm 24"x24" - RS	B192
O8M4	61,0x61,0 cm 24"x24" - LCR	C199
O7F7	30,4x61,0 cm 12"x24" - RS	C110



O7M8	90x90 cm 36"x36" - FP-E RS	B225
O2G5	61,0x122 cm 24"x48" - FP-E RS	A184
O2G1	61,0x61,0 cm 24"x24" - FP-E RS	B198
O5J7	60x90 cm 24"x36" - FP-E RS	A179

ALMOND - VEIN CUT

O5J9	61,0x122,2 cm 24"x48" - RS	B180
O6J1	61,0x122,2 cm 24"x48" - OUTDOOR RS	B182
O4M2	61,0x122,2 cm 24"x48" - LCR	B183
O6J4	30,4x61,0 cm 12"x24" - RS	C110



ALMOND

O1G7	122,2x122,2 cm 48"x48" - RS	B230
O3M3	122,2x122,2 cm 48"x48" - LCR	B231
O1G3	90x90 cm 36"x36" - RS	B220
O8F7	61,0x122,2 cm 24"x48" - RS	B180
O9F1	61,0x122,2 cm 24"x48" - OUTDOOR RS	B182
O3M1	61,0x122,2 cm 24"x48" - LCR	B183
O8F3	61,0x61,0 cm 24"x24" - RS	B192
O8M5	61,0x61,0 cm 24"x24" - LCR	C199
O7F9	30,4x61,0 cm 12"x24" - RS	C110



O7M9	90x90 cm 36"x36" - FP-E RS	B225
O2G7	61,0x122 cm 24"x48" - FP-E RS	A184
O2G3	61,0x61,0 cm 24"x24" - FP-E RS	B198
O5J5	60x90 cm 24"x36" - FP-E RS	A179



ALMOND




ALMOND VEIN CUT

d/ floor: WHITE 122,2x122,2 cm RS/48"x48" RS
 wall: ALMOND mosaico monocolor 30x30 cm /12"x12"
 furniture: GREY 61,0x122,2 cm RS/24"x48" RS

DOLOMIA STONE

Decori / Decors / Décors / Dekors

mosaico monocolor 36 tessere 5x5 - 30x30 cm 12"x12" P71



WHITE GREY ALMOND WHITE VEIN CUT GREY VEIN CUT ALMOND VEIN CUT

mosaico esagona monocolor - 30x30 cm 12"x12" P78



WHITE GREY ALMOND

mosaico patchwork monocolor - 30x30 cm 12"x12" P80



WHITE VEIN CUT GREY VEIN CUT ALMOND VEIN CUT



d

Pezzi Speciali / Special Pieces / Pièces Spéciales / Formteile								
	battiscopa 6,5x122,2 cm 2 ^{1/2} "x48" RS 10 P05	battiscopa 6,5x122,2 cm 2 ^{1/2} "x48" LCR 10 P05A	elemento "L" monolitico outdoor 15x30x4 cm 6"x12"x1 ^{3/4} " 4 P50	step 30,4x61,0 cm 12"x24" RS P90	gradino costa retta 34x122,2x4 cm 13"x48"x1 ^{3/4} " RS P32	gradino costa retta 34x61,0x4 cm 13"x24"x1 ^{3/4} " RS P31	vista frontale angolare costa retta dx/sx 34x122,2x4 cm 13"x48"x1 ^{3/4} " RS P41	vista dal retro angolare costa retta dx/sx 34x34x4 cm 13"x13"x1 ^{3/4} " RS P40
WHITE	•	•	•	•	•	•	•	•
GREY	•	•	•	•	•	•	•	•
ALMOND	•	•	•	•	•	•	•	•
WHITE VEIN CUT	•	•	•	•	•		•	
GREY VEIN CUT	•	•	•	•	•		•	
ALMOND VEIN CUT	•	•	•	•	•		•	

Note / Notes / Notes / Anmerkungen

I battiscopa e gli elementi "L" vengono venduti a pz. e a scatola completa. Tutti gli altri pezzi speciali vengono venduti al pezzo. I gradini vengono prodotti solo su ordinazione (tempo minimo di consegna 20 gg lavorativi).
 All skirting and monolithic L elements, priced per piece, are sold in full box. All other special trims are sold by piece. Steps are produced only on request (minimum delivery terms of 20 days).
 Les plinthes et élément "L" sont vendues la pièce et par boîte complète. Les autres pièces spéciales sont vendus la pièce. Le plat de marche sont produit sur demande (délai minimum de 20 jours).
 Die Sockelleisten und Stufen werden pro Stk. und Vollen Kartons verkauft. Stufen und Stufenecken werden nur auf Bestellung produziert (Lieferzeiten mindesten 20 arbeitstagen ab Auftragserteilung).

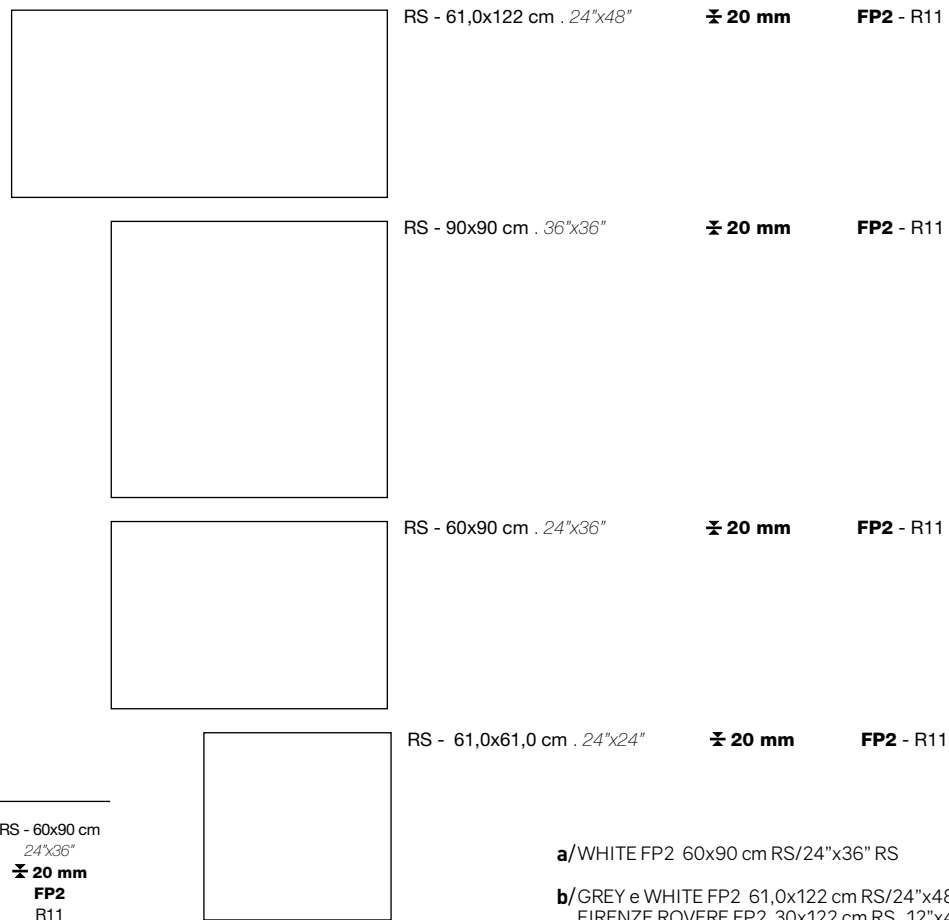
DOLOMIA STONE

effetto pietra / stone-look / effet pierre / steinoptik

Colori / Colours / Couleurs / Farben



Formati / Sizes / Formats / Formate



RS: Rettificato-Strutturato / Rectified-Textured

Formati / Sizes / Formats / Formate	RS - 90x90 cm 36"x36" ± 20 mm FP2 R11	R - 61,0x122 cm 24"x48" ± 20 mm FP2 R11	RS - 61,0x61,0 cm 24"x24" ± 20 mm FP2 R11	RS - 60x90 cm 24"x36" ± 20 mm FP2 R11
WHITE	●	●	●	●
GREY	●	●	●	●
ALMOND	●	●	●	●

- a/WHITE FP2 60x90 cm RS/24"x36" RS
- b/GREY e WHITE FP2 61,0x122 cm RS/24"x48" RS
FIRENZE ROVERE FP2 30x122 cm RS_12"x48" RS
furniture: ATHENA ALMOND 121,0x121,0 cm LR/48"x48" LR
- c/ALMOND FP2 60x90 cm RS/24"x36" RS



a

b

c

DOLOMIA STONE

Per la disponibilità articolo: www.tuscaniagres.it digitando il codice web segnalato a lato dei formati.
For the item's availability: www.tuscaniagres.it type the web code reported next to the sizes.
Pour vérifier la disponibilité de l'article: www.tuscaniagres.it en saisissant le code web indiqué à coté des formats.
Für die Artikelverfügbarkeit: www.tuscaniagres.it web code eingeben, an der Seite von Formaten angedeutet.

WHITE

07M7 90x90 cm 36"x36" - FP2 RS B225

02G4 61,0x122 cm 24"x48" - FP2 RS A184

02G0 61,0x61,0 cm 24"x24" - FP2 RS B198

05J6 60x90 cm 24"x36" - FP2 RS A179

ALMOND

07M9 90x90 cm 36"x36" - FP2 RS B225

02G7 61,0x122 cm 24"x48" - FP2 RS A184

02G3 61,0x61,0 cm 24"x24" - FP2 RS B198

05J5 60x90 cm 24"x36" - FP2 RS A179

GREY

07M8 90x90 cm 36"x36" - FP2 RS B225

02G5 61,0x122 cm 24"x48" - FP2 RS A184

02G1 61,0x61,0 cm 24"x24" - FP2 RS B198

05J7 60x90 cm 24"x36" - FP2 RS A179

FP2 Pezzi Speciali / Special Pieces / Pièces Spéciales / Formteile	elemento "L" 61x122x5 cm 24"x48" x2" RS			angolare elemento "L" SX/DX 61x61x5 cm 24"x24" x2" RS		
	P102A	P102B	P100	P105A	P105B	P103
WHITE	●	●	●	●	●	●
GREY	●	●	●	●	●	●
ALMOND	●	●	●	●	●	●

FP2	griglia 20x61 cm 8"x24" RS abbinata al 61x122 cm combined with the 24"x48"			angolo SX angolo DX griglia angolo 20x90 cm 8"x36" RS		griglia angolo 20x61 cm 8"x24" RS abbinata al 61x61 cm combined with the 24"x24"	
	P106D	P106C	P106A	P109B COPPIA	P108 COPPIA	P107 COPPIA	
WHITE	●	●	●	●	●	●	
GREY	●	●	●	●	●	●	
ALMOND	●	●	●	●	●	●	

FP2	round lineare 30x122 cm 12"x48" RS			round lineare 30x90 cm 12"x36" RS			round lineare 30x61 cm 12"x24" RS			angolo SX angolo DX round angolare 30x122 cm 12"x48" RS			angolo SX angolo DX round angolare 30x90 cm 12"x36" RS			angolo SX angolo DX round angolare 30x61 cm 12"x24" RS			angolo SX angolo DX angolo bordo toro 30x122 cm 12"x48" RS			angolo SX angolo DX angolo bordo toro 30x90 cm 12"x36" RS			angolo bordo toro 30x61 cm 12"x24" RS		
	P112A	P112B	P110	P113C COPPIA	P113D COPPIA	P113A COPPIA	P116	P118	P114																		
WHITE	●	●	●	●	●	●	●	●	●	●	●	●	●	●	●	●	●	●									
GREY	●	●	●	●	●	●	●	●	●	●	●	●	●	●	●	●	●	●									
ALMOND	●	●	●	●	●	●	●	●	●	●	●	●	●	●	●	●	●	●									

Note - Notes - Notes - Anmerkungen
I pezzi speciali FP2 vengono venduti al pezzo e solo su ordinazione (tempo minimo di consegna 20 gg lavorativi dall'ordine).
The special pieces FP2 are sold by piece and only on request (minimum delivery time 20 working days from date of order).
Les pièces spéciales FP2 sont vendus à la pièce et uniquement sur commande (délai minimum de livraison 20 jours ouvrés à partir de la commande).
Spezial Teile FP2 sind pro Stück verkauft und nur auf Bestellungen produziert. (Lieferzeiten mindesten 20 arbeitstage ab Auftragbestätigung)

12 **TABELLA PESI ED IMBALLI**

Sizes weight and packaging / Mesures poids et emballages / Tabelle der Gewichte und Verpackungen

formati / sizes / tailles / formate /		pz. x box	mq. x box	box x pal.	mq. x pal.	kg. x mq	kg. x box	kg. x pal.	
RETTIFICATI / RECTIFIED (R) - LAPPATO IN CRESTA E RETTIFICATO / SEMI-POLISHED AND RECTIFIED (LCR)									
122,2x122,2 cm 48"x48" R	9,5 mm	2	2,99	16	47,84	21,09	63,05	1020	124x143x60
122,2x122,2 cm 48"x48" LCR	9,5 mm	2	2,99	16	47,84	21,09	63,05	1020	124x143x60
90x90 cm 36"x36" R	9,5 mm	2	1,62	21	34,02	19,96	32,33	700	94x107x65
61x122,2 cm 24"x48" R	9,5 mm	2	1,49	36	53,64	20,52	30,57	1120	94x120x75
61x122,2 cm 24"x48" LCR	9,5 mm	2	1,49	36	53,64	20,52	30,57	1120	94x120x75
61x61 cm 24"x24" R	9 mm	4	1,49	30	44,70	19,80	29,50	900	80x120x75
61x61 cm 24"x24" LCR	9 mm	4	1,49	30	44,70	19,80	29,50	900	80x120x75
30,4x61 cm 12"x24" R	9 mm	7	1,30	40	52,00	19,83	25,77	1045	80x120x75
SPESSORATI / EXTRA THICK (R) 									
90x90 cm 36"x36" R	20 mm	1	0,81	21	17,01	42,45	34,38	750	94x107x65
61x122 cm 24"x48" R	20 mm	1	0,74	36	26,64	44,00	32,56	1190	94x120x75
60x90 cm 24"x36" R	20 mm	1	0,54	45	24,30	43,50	23,50	1075	94x120x75
pezzi speciali / special pieces / pièces spéciales / formteile /									
6,5x122,2 cm 2"x48" battiscopa rettificato		10					12,50		
6,5x122,2 cm 2"x48" battiscopa LCR		10					12,50		

Note / Notes / Notes / Anmerkungen /
 I battiscopa e gli elementi "L" vengono venduti a pz. e a scatola completa. Tutti gli altri pezzi speciali vengono venduti al pezzo. I gradini vengono prodotti solo su ordinazione (tempo minimo di consegna 20 gg lavorativi).
 All skirting and monolithic L elements, priced per piece, are sold in full box. All other special trims are sold by piece. Steps are produced only on request (minimum delivery terms of 20 days).
 Les plinthes et élément "L" sont vendues la pièce et par boîte complète. Les autres pièces spéciales sont vendus la pièce. Le plat de marche sont produit sur demande (délai minimum de 20 jours).
 Die Sockelleisten und Stufen werden pro Stk. und Vollen Kartons verkauft. Stufen und Stufenecken werden nur auf Bestellung produziert (Lieferzeiten mindesten 20 arbeitstagen ab Auftragserteilung).

13 **SIMBOLOGIA CARATTERISTICHE TECNICHE - GRÈS PORCELLANATO /**

Symboles technical characteristics - porcelain stoneware / Symboles des caracteristiques techniques - grès cérame / Symbole technischen eigenschaften - feinsteinzeug

	CARATTERISTICHE TECNICHE TECHNICAL CHARACTERISTICS CARACTÉRISTIQUES TECHNIQUES TECHNISCHE MERKMALE	NORMA DI RIFERIMENTO REFERENCE STANDARD NORME DE REFERENCE PRÜFMETHODE	VALORE RICHIESTO REQUIRED VALUE VALEUR REQUISE SOLLWERT	VALORE MEDIO TUSCANIA AV. TUSCANIA VALUE VALEUR MOYENNE TUSCANIA MITTLERER TUSCANIA-WERT
	DIMENSIONI DIMENSIONS DIMENSIONS ABMESSUNGEN	ISO 10545-2	CONFORME COMPLIANT CONFORME KONFORM	CONFORME COMPLIANT CONFORME KONFORM
	ASSORBIMENTO D'ACQUA WATER ABSORPTION ABSORPTION D'EAU WASSERAUFNAHME	ISO 10545-3	≤ 0,5 %	CONFORME COMPLIANT CONFORME KONFORM
	RESISTENZA A FLESSIONE MODULUS OF RUPTURE RESISTANCE A LA FLEXION BIEGEFESTIGKEIT	ISO 10545-4	MODULUS OF RUPTURE R ≥35 N/MM ² BREAKING STRENGTH S ≥1300 N	CONFORME COMPLIANT CONFORME KONFORM
	RESISTENZA ALL'ABRASIONE ABRASION RESISTANCE RÉSISTANCE À L'ABRASION ABRIEBBESTÄNDIGKEIT	ISO 10545-7	PEI SOLO PER PIASTRELLE SMALTATE ONLY FOR GLAZED TILES	
	DILATAZIONE TERMICA LINEARE LINEAR THERMAL EXPANSION DILATATION THERMIQUE LINEAIRE LINEARE WÄRMEAUSSDEHNUNG	ISO 10545-8	≤< 9x10 ⁻⁵ °C ⁻¹	CONFORME COMPLIANT CONFORME KONFORM
	RESISTENZA AGLI SBALZI TERMICI THERMAL SHOCK RESISTANCE RESISTANCE AUX ECARTS DE TEMPERATURE ITEMPERATURWECHSELBESTÄNDIGKEIT	ISO 10545-9	RESISTENTE RESISTANT RESISTANT BESTÄNDIG	RESISTENTE RESISTANT RESISTANT BESTÄNDIG
	RESISTENZA AL GELO FROST RESISTANCE RESISTANCE AU GEL FROSTBESTÄNDIGKEIT	ISO 10545-12	RESISTENTE RESISTANT RESISTANT BESTÄNDIG	RESISTENTE RESISTANT RESISTANT BESTÄNDIG
	RESISTENZA AGLI ACIDI ED ALLE BASI ACID AND ALKALI RESISTANCE RESISTANCE AUX ACIDES ET AUX BASES SÄURE- UND LAUGENBESTÄNDIGKEIT	ISO 10545-13	CLASS GB MIN.	LOW CONCENTRATION GLA HIGH CONCENTRATION GHA
	RESISTENZA ALL'ATTACCO CHIMICO CHEMICAL RESISTANCE RESISTANCE À L'ATTAQUE CHEMIQUE CHEMISCHE BESTÄNDIGKEIT	ISO 10545-13	CLASS GB MIN.	GA
	RESISTENZA ALLE MACCHIE STAIN RESISTANCE RESISTANCE AU TACHES FLECKENBESTÄNDIGKEIT	ISO 10545-14	CLASS 3 MIN.	5
	COEFFICIENTE DI ATTRITO (SCIVOLOSITÀ) FRICTION COEFFICIENT (SLIPPERINESS) COEFFICIENT DE FRICTION (GLISSEMENT) REIBUNGSKOEFFIZIENT (RUTSCHIGKEIT)	BCR - ITALIA DM DEL 14-06-89	ASTM - USA ASTM C1028	DIN - GERMANIA DIN 51130
		DRY RUBBER 0,62	WET RUBBER 0,51	DRY NEOLYTHE 0,69
			DRY LEATHER 0,62	WET NEOLYTHE 0,62
				R10 - R11 outdoor/FP2 ZH 1/571

THE PRODUCTS HAVING AN ABSORPTION < 0,5% ARE CLASSIFIED ACCORDING THE UNI CEN STANDARDS "FULLY VITRIFIED TILES" AND ACCORDING TO THE ASTM STANDARDS "IMPERVIOUS TILES"

DOLOMIA Stone

Le informazioni contenute nel presente catalogo sono il più possibile esatte, ma non sono da ritenersi vincolanti. Per esigenze di produzione l'Azienda si riserva il diritto di apportare eventuali modifiche che si rendessero necessarie. Peso, colori e misure sono soggetti alle inevitabili variazioni tipiche del processo di cottura della ceramica. Il colori e gli effetti riportati sul presente catalogo sono indicativi per i limiti consentiti dalla stampa; per questo non possono essere vincolanti e costituire base per eventuali contestazioni.

The information contained in this catalogue is as accurate as possible, but cannot be considered as legally binding. The Company reserves the right to make any modifications that become necessary due to production requirements. Weight, colours and dimensions are subject to the inevitable variations typical of the ceramic firing process. Colours and aesthetic effects shown on this catalogue should be considered indicative and approximate as a result of printing process limits. Possible variations may occur and can not be at the base of any claim.

Les informations reprises dans ce catalogue sont exactes, mais elles n'engagent aucunement notre Société du point de vue légal. Pour des exigences de production la Société se réserve le droit d'apporter toutes les dimensions sont assujettis aux variations typiques du processus de cuisson de la céramiques. Les couleurs et les effets présentés dans ce catalogue sont indicatifs dans la mesure permise par la presse, ce qui explique pourquoi ils ne peuvent pas être obligatoire et constituer la base d'un éventuel désaccord.

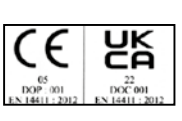
Die Informationen des vorliegenden Katalogs sind so exakt wie möglich, sind jedoch nicht als gesetzlich verbindlich zu betrachten. Aus Fertigungsgründen behält die Firma sich das Recht vor, eventuell notwendige Änderungen vorzunehmen. Gewicht, Farben und Abmessungen unterliegen den unvermeidlichen Veränderungen, die für den Brennvorgang von Keramikprodukten typisch sind. Die in diesem Katalog gezeigten Farben und Effekte sind Richtwerte, soweit durch die Presse, die ist, warum sie nicht bindend und stellen die Grundlage für eine Meinungsverschiedenheit gestattet.

Credit:

Marketing:
Tuscania

Progetto Grafico:
EUREKA

T
TUSCANIA[®]
ceramiche



/DOLOMIA STONE



tuscaniagres.it

Tuscania S.p.A.

Via Giardini Sud, 4603
41028 Serramazzoni (Mo) - Italia
Tel. +39 0536.952399
Fax +39 0536.954716
info@tuscaniagres.it
www.tuscaniagres.it

